

SHEET INDEX  
C:\P\Rev\210\_561V\_RPT\_MAIN\_DWG.dwg  
8/16/2017 4:44:50 PM

NYC DOB B-SCAN SHEET NUMBER			BUILDING PERMIT APPLICATION		PLAN APPROVAL AMENDMENT	PLAN APPROVAL AMENDMENT	PLAN APPROVAL AMENDMENT	PLAN APPROVAL AMENDMENT
SHEET TITLE			SCALE	05/01/15	07/16/16	12/16/16	06/19/17	08/04/17
GENERAL SHEETS								
G - 001 .01	SHEET INDEX		NTS	*				
G - 002 .00	DEPARTMENT OF BUILDING NOTES AND FEMA MAPS		NTS	*				
G - 003 .00	ARCHITECTURAL ABBREVIATIONS AND SYMBOLS		NTS	*				
G - 004 .01	MATERIALS LEGENDS AND DESCRIPTION		NTS	*				*
EG - LIFE SAFETY SERIES								
EG - 001 .00	LIFE SAFETY NOTES		NTS	*				
EG - 100 .00	LIFE SAFETY PLANS, CELLAR C2-C1		1/16" = 1'-0"	*				
EG - 101 .01	LIFE SAFETY PLANS, FLOORS 01-02		1/16" = 1'-0"	*				*
EG - 102 .00	LIFE SAFETY PLANS, FLOORS 03-04		1/16" = 1'-0"	*				*
EG - 103 .01	LIFE SAFETY PLANS, FLOORS 05-06		1/16" = 1'-0"	*				*
EG - 104 .01	LIFE SAFETY PLANS, FLOORS 07-08		1/16" = 1'-0"	*				*
EG - 105 .02	LIFE SAFETY PLANS, FLOORS 09-10		1/16" = 1'-0"	*	*			*
EG - 106 .01	LIFE SAFETY PLANS, FLOORS 11-14		1/16" = 1'-0"	*				*
EG - 107 .01	LIFE SAFETY PLANS, FLOORS 15-18		1/16" = 1'-0"	*				*
EG - 108 .01	LIFE SAFETY PLANS, FLOORS 19-22		1/16" = 1'-0"	*				*
EG - 109 .01	LIFE SAFETY PLANS, FLOORS 23-26		1/16" = 1'-0"	*				*
EG - 110 .01	LIFE SAFETY PLANS, FLOORS 27-30		1/16" = 1'-0"	*				*
EG - 111 .01	LIFE SAFETY PLANS, FLOORS 31-34		1/16" = 1'-0"	*				*
EG - 112 .02	LIFE SAFETY PLANS, FLOORS 35-38		1/16" = 1'-0"	*		*		*
EG - 113 .01	LIFE SAFETY PLANS, FLOORS 39-42		1/16" = 1'-0"	*				*
EG - 114 .01	LIFE SAFETY PLANS, FLOORS 43-46		1/16" = 1'-0"	*				*
EG - 115 .01	LIFE SAFETY PLANS, FLOORS 47-50		1/16" = 1'-0"	*				*
EG - 116 .01	LIFE SAFETY PLANS, FLOORS 51-ROOF MECHANICAL		1/16" = 1'-0"	*				*
Z - ZONING SERIES								
Z - 001 .02	ZONING SITE PLAN, NOTES AND CALCS		AS NOTED	*		*		*
Z - 002 .01	ZONING FLOOR AREA CALCULATIONS		NTS	*				*
Z - 003 .02	ZONING AXONOMETRIC DIAGRAM		NTS	*				*
Z - 004 .00	ZONING REQUIREMENTS, BICYCLE STORAGE		NTS	*				*
Z - 005 .01	ZONING REQUIREMENTS, GROUND LEVEL		1/8" = 1'-0"	*		*		*
Z - 006 .00	ZONING REQUIREMENTS, TRANSPARENCY		1/8" = 1'-0"	*				*
Z - 007 .00	ZONING REQUIREMENTS, STREET WALL		1/8" = 1'-0"	*				*
Z - 008 .00	ZONING DIAGRAMS, ELECTRICAL PART PLANS		1/2" = 1'-0"	*				*
Z - 100 .01	ZFA AREA PLAN CELLAR LEVEL C2		1/8" = 1'-0"	*				*
Z - 101 .01	ZFA AREA PLAN CELLAR LEVEL C1		1/8" = 1'-0"	*				*
Z - 102 .02	ZFA AREA PLAN LEVEL 01		1/8" = 1'-0"	*		*		*
Z - 103 .01	ZFA AREA PLAN LEVEL 02		1/8" = 1'-0"	*				*
Z - 104 .01	ZFA AREA PLAN LEVEL 03		1/8" = 1'-0"	*				*
Z - 105 .01	ZFA AREA PLAN LEVEL 04		1/8" = 1'-0"	*				*
Z - 106 .01	ZFA AREA PLAN LEVEL 05		1/8" = 1'-0"	*				*
Z - 107 .01	ZFA AREA PLAN LEVEL 06		1/8" = 1'-0"	*				*
Z - 108 .01	ZFA AREA PLAN LEVEL 07		1/8" = 1'-0"	*				*
Z - 109 .01	ZFA AREA PLAN LEVEL 08		1/8" = 1'-0"	*				*
Z - 110 .01	ZFA AREA PLAN LEVEL 09		1/8" = 1'-0"	*				*
Z - 111 .01	ZFA AREA PLAN LEVEL 10		1/8" = 1'-0"	*				*
Z - 112 .01	ZFA AREA PLAN LEVEL 11		1/8" = 1'-0"	*				*
Z - 113 .01	ZFA AREA PLAN LEVEL 12		1/8" = 1'-0"	*				*
Z - 114 .01	ZFA AREA PLAN LEVEL 13		1/8" = 1'-0"	*				*
Z - 115 .01	ZFA AREA PLAN LEVEL 14		1/8" = 1'-0"	*				*
Z - 116 .01	ZFA AREA PLAN LEVEL 15		1/8" = 1'-0"	*				*
Z - 117 .01	ZFA AREA PLAN LEVEL 16		1/8" = 1'-0"	*				*
Z - 118 .01	ZFA AREA PLAN LEVEL 17		1/8" = 1'-0"	*				*
Z - 119 .01	ZFA AREA PLAN LEVEL 18		1/8" = 1'-0"	*				*
Z - 120 .01	ZFA AREA PLAN LEVEL 19		1/8" = 1'-0"	*				*
Z - 121 .01	ZFA AREA PLAN LEVEL 20		1/8" = 1'-0"	*				*
Z - 122 .01	ZFA AREA PLAN LEVEL 21		1/8" = 1'-0"	*				*
Z - 123 .01	ZFA AREA PLAN LEVEL 22		1/8" = 1'-0"	*				*
Z - 124 .01	ZFA AREA PLAN LEVEL 23		1/8" = 1'-0"	*				*
Z - 125 .01	ZFA AREA PLAN LEVEL 24		1/8" = 1'-0"	*				*
Z - 126 .01	ZFA AREA PLAN LEVEL 25		1/8" = 1'-0"	*				*
Z - 127 .01	ZFA AREA PLAN LEVEL 26		1/8" = 1'-0"	*				*
Z - 128 .01	ZFA AREA PLAN LEVEL 27		1/8" = 1'-0"	*				*
Z - 129 .01	ZFA AREA PLAN LEVEL 28		1/8" = 1'-0"	*				*
Z - 130 .01	ZFA AREA PLAN LEVEL 29		1/8" = 1'-0"	*				*
Z - 131 .01	ZFA AREA PLAN LEVEL 30		1/8" = 1'-0"	*				*
Z - 132 .01	ZFA AREA PLAN LEVEL 31		1/8" = 1'-0"	*				*
Z - 133 .01	ZFA AREA PLAN LEVEL 32		1/8" = 1'-0"	*				*
Z - 134 .01	ZFA AREA PLAN LEVEL 33		1/8" = 1'-0"	*				*
Z - 135 .01	ZFA AREA PLAN LEVEL 34		1/8" = 1'-0"	*				*
Z - 136 .01	ZFA AREA PLAN LEVEL 35		1/8" = 1'-0"	*				*
Z - 137 .01	ZFA AREA PLAN LEVEL 36		1/8" = 1'-0"	*				*
Z - 138 .01	ZFA AREA PLAN LEVEL 37		1/8" = 1'-0"	*				*
Z - 139 .01	ZFA AREA PLAN LEVEL 38		1/8" = 1'-0"	*				*
Z - 140 .01	ZFA AREA PLAN LEVEL 39		1/8" = 1'-0"	*				*
Z - 141 .01	ZFA AREA PLAN LEVEL 40		1/8" = 1'-0"	*				*
Z - 142 .01	ZFA AREA PLAN LEVEL 41		1/8" = 1'-0"	*				*
Z - 143 .01	ZFA AREA PLAN LEVEL 42		1/8" = 1'-0"	*				*
Z - 144 .01	ZFA AREA PLAN LEVEL 43		1/8" = 1'-0"	*				*
Z - 145 .01	ZFA AREA PLAN LEVEL 44		1/8" = 1'-0"	*				*
Z - 146 .01	ZFA AREA PLAN LEVEL 45		1/8" = 1'-0"	*				*
Z - 147 .01	ZFA AREA PLAN LEVEL 46		1/8" = 1'-0"	*				*
Z - 148 .01	ZFA AREA PLAN LEVEL 47		1/8" = 1'-0"	*				*
Z - 149 .01	ZFA AREA PLAN LEVEL 48		1/8" = 1'-0"	*				*
Z - 150 .01	ZFA AREA PLAN LEVEL 49		1/8" = 1'-0"	*				*
Z - 151 .01	ZFA AREA PLAN LEVEL 50		1/8" = 1'-0"	*				*
Z - 152 .01	ZFA AREA PLAN LEVEL 51		1/8" = 1'-0"	*				*
Z - 153 .01	ZFA AREA PLAN LEVEL 51 MEZZANINE		1/8" = 1'-0"	*				*
Z - 154 .01	ZFA AREA PLAN LEVEL ROOF		1/8" = 1'-0"	*				*
Z - 155 .01	ZFA AREA PLAN LEVEL ROOF BULKHEAD		1/8" = 1'-0"	*				*
A - ARCHITECTURAL SERIES								
A - 001 .01	ARCHITECTURAL GRID SET-OUT		1/16" = 1'-0"	*				*
A - 010 .00	MTA BUILDING CONSTRUCTION PREPARATION		NTS	*				*
A - 011 .00	MTA BUILDING CONSTRUCTION PREPARATION		NTS	*				*
A - 012 .00	MTA BUILDING CONSTRUCTION PREPARATION		NTS	*				*
A - 013 .00	MTA BUILDING CONSTRUCTION PREPARATION		NTS	*				*
A - 100 .01	FLOOR PLAN CELLAR C2 (DISPLAY CELLAR C2)		1/8" = 1'-0"	*				*
A - 101 .01	FLOOR PLAN CELLAR C1 (DISPLAY CELLAR C1)		1/8" = 1'-0"	*				*
A - 102 .02	FLOOR PLAN 01 (DISPLAY 01)		1/8" = 1'-0"	*		*		*
A - 103 .01	FLOOR PLAN 02 (DISPLAY 02)		1/8" = 1'-0"	*				*
A - 104 .01	FLOOR PLAN 03 (DISPLAY 03)		1/8" = 1'-0"	*				*
A - 105 .00	FLOOR PLAN 04 (DISPLAY 04)		1/8" = 1'-0"	*				*
A - 106 .00	FLOOR PLAN 05 (DISPLAY 05)		1/8" = 1'-0"	*				*
A - 107 .01	FLOOR PLAN 06 (DISPLAY 06)		1/8" = 1'-0"	*				*
A - 108 .01	FLOOR PLAN 07 (DISPLAY 07)		1/8" = 1'-0"	*				*
A - 109 .01	FLOOR PLAN 08 (DISPLAY 08)		1/8" = 1'-0"	*				*
A - 110 .01	FLOOR PLAN 09 (DISPLAY 09)		1/8" = 1'-0"	*				*
A - 111 .02	FLOOR PLAN 10 (DISPLAY 10)		1/8" = 1'-0"	*	*			*
A - 112 .01	FLOOR PLAN 11 (DISPLAY 11)		1/8" = 1'-0"	*				*
A - 113 .01	FLOOR PLAN 12 (DISPLAY 12)		1/8" = 1'-0"	*				*
A - 114 .01	FLOOR PLAN 13 (DISPLAY 14)		1/8" = 1'-0"	*				*
A - 115 .01	FLOOR PLAN 14 (DISPLAY 15)		1/8" = 1'-0"	*				*
A - 116 .01	FLOOR PLAN 15 (DISPLAY 16)		1/8" = 1'-0"	*				*
A - 117 .01	FLOOR PLAN 16 (DISPLAY 17)		1/8" = 1'-0"	*				*
A - 118 .01	FLOOR PLAN 17 (DISPLAY 18)		1/8" = 1'-0"	*				*
A - 119 .01	FLOOR PLAN 18 (DISPLAY 19)		1/8" = 1'-0"	*				*
A - 120 .01	FLOOR PLAN 19 (DISPLAY 20)		1/8" = 1'-0"	*				*
A - 121 .01	FLOOR PLAN 20 (DISPLAY 21)		1/8" = 1'-0"	*				*
A - 122 .01	FLOOR PLAN 21 (DISPLAY 22)		1/8" = 1'-0"	*				*
A - 123 .01	FLOOR PLAN 22 (DISPLAY 23)		1/8" = 1'-0"	*				*
A - 124 .01	FLOOR PLAN 23 (DISPLAY 24)		1/8" = 1'-0"	*				*
A - 125 .01	FLOOR PLAN 24 (DISPLAY 25)		1/8" = 1'-0"	*				*
A - 126 .01	FLOOR PLAN 25 (DISPLAY 26)		1/8" = 1'-0"	*				*
A - 127 .01	FLOOR PLAN 26 (DISPLAY 27)		1/8" = 1'-0"	*				*
A - 128 .01	FLOOR PLAN 27 (DISPLAY 28)		1/8" = 1'-0"	*				*
A - 129 .01	FLOOR PLAN 28 (DISPLAY 29)		1/8" = 1'-0"	*				*
A - 130 .01	FLOOR PLAN 29 (DISPLAY 30)		1/8" = 1'-0"	*				*
A - 131 .01	FLOOR PLAN 30 (DISPLAY 31)		1/8" = 1'-0"	*				*
A - 132 .01	FLOOR PLAN 31 (DISPLAY 32)		1/8" = 1'-0"	*				*
A - 133 .01	FLOOR PLAN 32 (DISPLAY 33)		1/8" = 1'-0"	*				*
A - 134 .01	FLOOR PLAN 33 (DISPLAY 34)		1/8" = 1'-0"	*				*
A - 135 .01	FLOOR PLAN 34 (DISPLAY 35)		1/8" = 1'-0"	*				*
A - 136 .01	FLOOR PLAN 35 (DISPLAY 36)		1/8" = 1'-0"	*				*
A - 137 .01	FLOOR PLAN 36 (DISPLAY 37)		1/8" = 1'-0"	*				*
A - 138 .01	FLOOR PLAN 37 (DISPLAY 38)		1/8" = 1'-0"	*				*
A - 139 .01	FLOOR PLAN 38 (DISPLAY 39)		1/8" = 1'-0"	*				*
A - 140 .01	FLOOR PLAN 39 (DISPLAY 40)		1/8" = 1'-0"	*				*
A - 141 .01	FLOOR PLAN 40 (DISPLAY 41)		1/8" = 1'-0"	*				*
A - 142 .01	FLOOR PLAN 41 (DISPLAY 42)		1/8" = 1'-0"	*				*
A - 143 .01	FLOOR PLAN 42 (DISPLAY 43)		1/8" = 1'-0"	*				*
A - 144 .01	FLOOR PLAN 43 (DISPLAY 44)		1/8" = 1'-0"	*				*
A - 145 .01	FLOOR PLAN 44 (DISPLAY 45)		1/8" = 1'-0"	*				*
A - 146 .01	FLOOR PLAN 45 (DISPLAY 46)		1/8" = 1'-0"	*				*
A - 147 .01	FLOOR PLAN 46 (DISPLAY 47)		1/8" = 1'-0"	*				*
A - 148 .01	FLOOR PLAN 47 (DISPLAY 48)		1/8" = 1'-0"	*				*
A - 149 .01	FLOOR PLAN 48 (DISPLAY 49)		1/8" = 1'-0"	*				*
A - 150 .01	FLOOR PLAN 49 (DISPLAY 50)		1/8" = 1'-0"	*				*
A - 151 .01	FLOOR PLAN 50 (DISPLAY 51)		1/8" = 1'-0"	*				*
A - 152 .01	FLOOR PLAN 51 (DISPLAY 52)		1/8" = 1'-0"	*				*
A - 153 .01	FLOOR PLAN 51 MEZZANINE (DISPLAY 52 MEZZANINE)		1/8" = 1'-0"	*				*
A - 154 .01	FLOOR PLAN ROOF (DISPLAY ROOF)		1/8" = 1'-0"	*				*
A - 155 .00	FLOOR PLAN ROOF BULKHEAD (DISPLAY ROOF BULKHEAD)		1/8" = 1'-0"	*				*
A - 200 .01	OVERALL ELEVATIONS		1/32" = 1'-0"	*				*
A - 201 .00	OVERALL SECTIONS		1/32" = 1'-0"	*				*

NYC DOB B-SCAN SHEET NUMBER			BUILDING PLAN PLAN PLAN PLAN PLAN PERMIT APPLICATION APPROVAL APPROVAL APPROVAL APPROVAL 05/01/15 07/16/16 12/16/16 06/19/17 08/04/17					
SHEET TITLE			SCALE					
A - 300 .00	CURTAIN WALL MODULE PLAN 01		1/16" = 1'-0"	*				
A - 301 .00	CURTAIN WALL MODULE PLAN 02		1/16" = 1'-0"	*				
A - 302 .00	CURTAIN WALL MODULE PLAN 03		1/16" = 1'-0"	*				
A - 310 .01	WALL TYPE 01 - TOWER - TYPICAL & BOTTOM		1/4" = 1'-0"	*				
A - 311 .00	WALL TYPE 02 - TOWER - TOP		1/4" = 1'-0"	*				
A - 312 .00	WALL TYPE 02 - TOWER TERRACE		1/4" = 1'-0"	*				*
A - 313 .00	WALL TYPE 03 - PODIUM - TYPICAL		1/4" = 1'-0"	*				
A - 314 .00	WALL TYPE 04 - PODIUM - LOUVER & SHADOW BOX		1/4" = 1'-0"	*				
A - 315 .00	WALL TYPE 04 - PODIUM - MTA RECLAD		1/4" = 1'-0"	*				
A - 316 .00	WALL TYPE 04 - PODIUM - MTA RECLAD		1/4" = 1'-0"	*				
A - 317 .01	WALL TYPE 04 - PODIUM - MTA RECLAD		1/4" = 1'-0"	*				*
A - 318 .00	WALL TYPE 04 - PODIUM - MTA RECLAD		1/4" = 1'-0"	*				*
A - 319 .01	WALL TYPE 03 - PODIUM - NE TERRACE		1/4" = 1'-0"	*				*
A - 320 .01	WALL TYPE 03 - PODIUM - SE TERRACE		1/4" = 1'-0"	*				*
A - 321 .01	WALL TYPE 03 - PODIUM - NW TERRACE		1/4" = 1'-0"	*				*
A - 322 .00	WALL TYPE 03 - PODIUM - LARGE MODULES		1/4" = 1'-0"	*				*
A - 323 .00	WALL TYPE 03 - PODIUM - LARGE MODULES		1/4" = 1'-0"	*				*
A - 324 .01	WALL TYPE 05 - PODIUM - LOBBY ENTRANCES		1/4" = 1'-0"	*				*
A - 325 .00	WALL TYPE 05 - PODIUM - STOREFRONT		1/4" = 1'-0"	*				*
A - 326 .01	WALL TYPE 05 - PODIUM - STOREFRONT		1/4" = 1'-0"	*				*
A - 327 .01	WALL TYPE 05 - PODIUM - STOREFRONT		1/4" = 1'-0"	*				*
A - 328 .00	WALL TYPE 06 - ROOF BULKHEAD		1/4" = 1'-0"	*				*
A - 330 .00	WALL TYPE 05 - PODIUM - LOBBY ENTRANCES		1/4" = 1'-0"	*				*
A - 331 .00	WALL TYPE 07 - L10 BULKHEAD		1/4" = 1'-0"	*				*
A - 332 .00	WALL TYPE 07 - L10 BULKHEAD		1/4" = 1'-0"	*				*
A - 333 .00	WALL TYPE 07 - L10 BULKHEAD		1/4" = 1'-0"	*				*
A - 340 .00	MULLION DETAILS - TOWER		3" = 1'-0"	*				*
A - 342 .00	DOOR DETAILS - TOWER		1 1/2" = 1'-0"	*				*
A - 345 .00	MULLION DETAILS - TOWER		3" = 1'-0"	*				*
A - 346 .00	MULLION DETAILS - TOWER		3" = 1'-0"	*				*
A - 347 .00	MULLION DETAILS - TOWER TERRACE		3" = 1'-0"	*				*
A - 348 .00	MULLION DETAILS - PODIUM - TERRACE		3" = 1'-0"	*				*
A - 350 .00	MULLION DETAILS - PODIUM - TERRACE		3" = 1'-0"	*				*
A - 351 .00	MULLION DETAILS - PODIUM		3" = 1'-0"	*				*
A - 352 .01	MULLION DETAILS - PODIUM - TERRACE		3" = 1'-0"	*				*
A - 353 .00	MULLION DETAILS - PODIUM - MTA RECLAD		3" = 1'-0"	*				*
A - 354 .01	MULLION DETAILS - PODIUM - MTA RECLAD		3" = 1'-0"	*				*
A - 355 .00	MULLION DETAILS - PODIUM - MTA RECLAD		3" = 1'-0"	*				*
A - 356 .00	MULLION DETAILS - PODIUM - MTA RECLAD		3" = 1'-0"	*				*
A - 357 .00	MULLION DETAILS - PODIUM - LOBBY ENTRY		3" = 1'-0"	*				*
A - 360 .00	MULLION DETAILS - PODIUM - STOREFRONT		3" = 1'-0"	*				*
A - 361 .00	MULLION DETAILS - PODIUM - STOREFRONT		3" = 1'-0"	*				*
A - 370 .00	ROOF DETAILS		3" = 1'-0"	*				*
A - 371 .00	ROOF BULKHEAD DETAILS		3" = 1'-0"	*				*
A - 380 .00	VIADUCT WALL DETAILS		1 1/2" = 1'-0"	*				*
A - 390 .00	DECORATIVE CLADDING GEOMETRY		1 1/2" = 1'-0"	*				*
A - 391 .00	DECORATIVE CLADDING GEOMETRY		1 1/2" = 1'-0"	*				*
A - 410 .01	ENLARGED PLANS GROUP 1		1/4" = 1'-0"	*				*
A - 411 .00	ENLARGED PLANS GROUP 1		1/4" = 1'-0"	*				*
A - 412 .00	ENLARGED PLANS GROUP 1		1/4" = 1'-0"	*				*
A - 413 .00	ENLARGED PLANS GROUP 1		1/4" = 1'-0"	*				*
A - 414 .00	ENLARGED PLANS GROUP 2		1/4" = 1'-0"	*				*
A - 415 .00	ENLARGED PLANS GROUP 2		1/4" = 1'-0"	*				*
A - 416 .01	ENLARGED PLANS GROUP 2		1/4" = 1'-0"	*				*
A - 417 .01	ENLARGED PLANS GROUP 3		1/4" = 1'-0"	*				*
A - 418 .00	ENLARGED PLANS GROUP 3		1/4" = 1'-0"	*				*
A - 419 .01	ENLARGED PLANS GROUP 3		1/4" = 1'-0"	*				*
A - 420 .01	ENLARGED PLANS GROUP 3		1/4" = 1'-0"	*				*
A - 421 .00	ENLARGED PLANS GROUP 4		1/4" = 1'-0"	*				*
A - 422 .00	ENLARGED PLANS GROUP 4		1/4" = 1'-0"	*				*
A - 423 .01	ENLARGED PLANS GROUP 4		1/4" = 1'-0"	*				*
A - 424 .00	ENLARGED PLANS GROUP 4		1/4" = 1'-0"	*				*
A - 430 .00	ENLARGED SERVICE ELEVATOR SECTIONS		1/4" = 1'-0"	*				*
A - 431 .00	ENLARGED PASSENGER ELEVATOR SECTIONS		1/4" = 1'-0"	*				*
A - 440 .00	ENLARGED PLANS AND SECTIONS, STAIR A		1/4" = 1'-0"	*				*
A - 441 .01	ENLARGED PLANS AND SECTIONS, STAIR A		1/4" = 1'-0"	*				*
A - 442 .01	ENLARGED PLANS AND SECTIONS, STAIR A		1/4" = 1'-0"	*				*
A - 443 .00	ENLARGED PLANS AND SECTIONS, STAIR B		1/4" = 1'-0"	*				*
A - 444 .00	ENLARGED PLANS AND SECTIONS, STAIR B		1/4" = 1'-0"	*				*
A - 445 .00	ENLARGED PLANS AND SECTIONS, STAIR B		1/4" = 1'-0"	*				*
A - 446 .01	ENLARGED PLANS AND SECTIONS, STAIR C		1/4" = 1'-0"	*				*
A - 447 .00	ENLARGED PLANS AND SECTIONS, STAIR C		1/4" = 1'-0"	*				*
A - 448 .00	ENLARGED PLANS AND SECTIONS, STAIR C		1/4" = 1'-0"	*				*
A - 449 .00	ENLARGED PLANS AND SECTIONS, STAIR D		1/4" = 1'-0"	*				*
A - 450 .00	ENLARGED PLANS AND SECTIONS - MISSO STAIRS		1/4" = 1'-0"	*				*
A - 460 .00	ENLARGED PLANS AND SECTIONS, C1 NWP		1/4" = 1'-0"	*				*
A - 461 .01	ENLARGED PLANS AND SECTIONS, LOADINGS DOCK		1/4" = 1'-0"	*				*
A - 462 .01	ENLARGED PLANS AND SECTIONS, LOADINGS DOCK		AS NOTED	*				*
A - 470 .00	ENLARGED CORE PLANS AND SECTIONS		AS NOTED	*				*
A - 530 .00	LOBBY PLAN		1/8" = 1'-0"	*				*
A - 531 .00	ENLARGED LOBBY PLANS		1/4" = 1'-0"	*				*
A - 532 .00	ENLARGED LOBBY PLANS		1/4" = 1'-0"	*				*
A - 533 .00	LOBBY REFLECTED CEILING PLAN		1/8" = 1'-0"	*				*
A - 534 .00	ENLARGED LOBBY RCP - LIGHTING LAYOUT		1/4" = 1'-0"	*				*
A - 535 .00	ENLARGED LOBBY RCP - DEVICE LAYOUT		1/4" = 1'-0"	*				*
A - 536 .00	ENLARGED LOBBY RCP - LIGHTING LAYOUT		1/4" = 1'-0"	*				*
A - 537 .00	ENLARGED LOBBY RCP - DEVICE LAYOUT		1/4" = 1'-0"	*				*
A - 540 .00	EAST LOBBY INTERIOR ELEVATIONS		1/4" = 1'-0"	*				*
A - 541 .01	EAST LOBBY INTERIOR ELEVATIONS		1/4" = 1'-0"	*				*
A - 542 .00	EAST LOBBY INTERIOR SECTIONS		1/2" = 1'-0"	*				*
A - 543 .00	EAST LOBBY INTERIOR SECTIONS		1/2" = 1'-0"	*				*
A - 544 .00	EAST ANTEROOM INTERIOR ELEVATIONS		1/4" = 1'-0"	*				*
A - 545 .00	EAST ANTEROOM INTERIOR SECTIONS		1/2" = 1'-0"	*				*
A - 546 .00	WEST LOBBY INTERIOR ELEVATIONS		1/4" = 1'-0"	*				*
A - 547 .00	WEST LOBBY INTERIOR SECTIONS		1/2" = 1'-0"	*				*
A - 548 .00	ELEVATOR LOBBY ELEVATIONS		1/4" = 1'-0"	*				*
A - 549 .00	ELEVATOR LOBBY SECTIONS		1/2" = 1'-0"	*				*
A - 570 .00	ELEVATOR CAB PLANS		1 1/2" = 1'-0"	*				*
A - 571 .00	ELEVATOR CAB DETAILS		6" = 1'-0"	*				*
A - 580 .00	LOBBY DESK - MAIN DESK		1" = 1'-0"	*				*
A - 581 .00	LOBBY DESK - MAIN DESK		1" = 1'-0"	*				*
A - 582 .00	LOBBY DESK - EAST TENANT DESK		1" = 1'-0"	*				*
A - 583 .00	LOBBY DESK - WEST TENANT DESK		1" = 1'-0"	*				*
A - 584 .00	LOBBY DESK - SECTIONS		3" = 1'-0"	*				*
A - 585 .00	LOBBY DESK - DETAILS		6" = 1'-0"	*				*
A - 586 .00	LOBBY DESK - DEMOLITION		1" = 1'-0"	*				*
A - 591 .01	PODIUM RESTROOMS, TYPICAL		1/4" = 1'-0"	*				*
A - 592 .01	LEVELS 06-32 RESTROOMS, MEN		1/4" = 1'-0"	*				*
A - 593 .01	LEVELS 06-32 RESTROOMS, WOMEN		1/4" = 1'-0"	*				*
A - 594 .01	LEVELS 33-50 RESTROOMS, TYPICAL		1/4" = 1'-0"	*				*
A - 510 .00	TENANT RESTROOMS LEVEL 29-32		1/4" = 1'-0"	*				*
A - 511 .00	TENANT RESTROOMS LEVEL 33-38		1/4" = 1'-0"	*				*
A - 520 .00	ENLARGED RCP - L02		1/4" = 1'-0"	*				*
A - 550 .00	LEVEL 05 CORRIDOR - RCP		1/4" = 1'-0"	*				*
A - 601 .01	TYPICAL PARTITION TYPES		AS NOTED	*				*
A - 611 .01	DOOR SCHEDULE SHEET 1		N.T.S.	*				*
A - 611 .01	DOOR SCHEDULE SHEET 2		N.T.S.	*				*
A - 612 .01	DOOR SCHEDULE SHEET 3		N.T.S.	*				*
A - 613 .00	DOOR ELEVATIONS		1/2" = 1'-0"	*				*
A - 614 .00	DOOR JAMB, HEAD & SILL DETAILS		3" = 1'-0"	*				*
A - 620 .00	CORE FRAMING DETAILS		1 1/2" = 1'-0"	*				*
A - 621 .01	CORE FRAMING DETAILS		1 1/2" = 1'-0"	*				*
A - 630 .00	TYPICAL STAIR DETAILS		1 1/2" = 1'-0"	*				*
A - 631 .00	TYPICAL STAIR DETAILS		1 1/2" = 1'-0"	*				*
A - 640 .00	ELEVATOR HOISTWAY DETAILS		AS NOTED	*				*



C:\004.01  
8/16/2017 4:44:51 PM  
MATERIAL LEGEND AND DESCRIPTIONS  
C:\P\Revit\210\_581V\_4P2\_1\MAIN\_DRAWING.rvt

MATERIALS AND ACCESSORIES LEGEND

KEY	DESCRIPTION	TYPICAL LOCATIONS
GLASS		
G-1	Interpane (pasol Neutral 69/33 Low Iron See Project Specifications for glass make up.	CW Vision Glass
G-2	G-1 with Painted Aluminum Shadow Box Panel and 4" Mineral Wool Insulation. Shadow Box to be Painted Aluminum. PPG Duranar XL 3 Coat System or equal to match UC51595XL Medium Gray	CW Spandrel Glass with Shadow Box Panel
G-3	Laminated Low Iron Glass. 3/8" Low Iron GL 0.06" SGP interlayer 3/8" Low Iron IL	Guardrail
G-4	Mirror Glass	Restrooms
G-5	Laminated 9/16" Low Iron Glass 1/4" Low Iron Interlayer+1/4" Low Iron	Terrace Doors
G-6	Monolithic Laminated Glass	Lobby Storefront
G-7	Laminated Acid-etched Glass with 2x Carvart Winter White Interlayer, 1/4" thick	Elevator Cab and Transom
G-8	Custom Cast Glass Sawtooth Panel, Laminated, 2 3/16" deep with 3" wide grooves	Lobby Feature Walls
ALUMINUM		
AL-1	See Project Specifications for Details	Exterior CW Decorative Cladding
AL-2	Aluminum - Paint Finish - PPG Duranar XL 3 Coat System or equal - Match UC106708LB Graphite Gray	Exterior CW Reveals
AL-3	Aluminum - Paint Finish - PPG Duranar XL 3 Coat System or equal - Match AL-1	Interior CW Mullion Finish, Interior Sill
AL-4	Perforated Aluminum - Paint Finish - 80% Free Area	Podium Screen
AL-5	Aluminum - Paint Finish - PPG Duranar XL 3 Coat System or equal - Match UC 46377 Black	Podium and Tower Top/Lower
AL-6	Aluminum Cladding - Paint Finish - Match AL-4	Ground Floor Aluminum Cladding
AL-7	Aluminum Cladding - Paint Finish - Match AL-1	Terrace Column Cladding, Parapet Cladding, Decorative Cladding, Soffit, Wall Returns
AL-8	Textured Aluminum Panel, see Project Specifications for details	Elevator Cab
AL-9	Aluminum panel with honeycomb core, see Project Specifications for details	Elevator Cab
AL-10	Direct Printed Paint System Aluminum Panel - Finish '55 Grain'	Not Used
AL-11	Aluminum - Paint Finish PPG Duranar, match PT-1	Restrooms
AL-12	Not Used	
AL-13	Direct Printed Paint System Aluminum Panel - Finish '55 Grain' with Lindner Micro-Perforation	Lobby
AL-14	Aluminum wall Profile - Schluter Systems Jolly Profile White Color	Bathroom
STAINLESS STEEL		
SS-1	Polished Stainless Steel Panel	Tower Terrace Column Cover
SS-2	Stainless Steel Metal Mesh	Tower Top Screen
SS-3	Stainless Steel - Butter Finish	Lobby Entries and Interiors, Lobby Mesh Wall, Elevator Cab
SS-4	Stainless Steel - Brushed Nickel Finish	Bathrooms
SS-5	Stainless Steel - #4 Non-Directional Finish	Lobby Doors and Wall Panels, Lobby Mesh Wall Elevator Cab
CARBON STEEL		
M-1	Exterior Painted Steel - High Performance System - Hot Dipped Galvanized Substrate	Exposed Structural Steel at Roof
LOUVERS		
LVR-1	Vertical Storm Resistant Louver - Match AL-5	Podium WT04, Tower WT02
LVR-2	Horizontal Storm Resistant Louver - Match AL-6	Podium Loading Area
STONE		
ST-1	Cambrian Black Granite	Storefront Base
ST-2	Not Used	
ST-3	Himbis Granite - Honed Finish	Elevator Cab, Lobby
ST-4	Jet Mist Granite	Elevator Cab, Lobby, Bathroom
ST-5	Onyx	Lobby

MASONRY		
CMU-1	10" CMU 85 PCF UngROUTed and Fully Insulated (Min R = 9.5c) - Rock Face Finish	Vaduct Wall
DECORATIVE FORMED METAL (section 057500)		
MT-1	Not Used	
INTERIOR FINISH CARPENTRY (section 062023)		
WD-1	Butternut Solid Wood - Carved with Matte Lacquer Finish	Lobby
WD-2	Mellowed Cherry Solid Wood - Matte Lacquer Finish	Bathroom Mirror Frame
INTERIOR ARCHITECTURAL WOODWORK (section 064023)		
CSS-1	Not Used	
PLASTIC LAMINATE (section 062023)		
PL-1	Plastic Laminate - Abet Laminati: Color 1831, Sei Finish	Lobby Desks
PL-2	Plastic Laminate - Abet Laminati: Color 370, Sei-Due Finish	Restroom Partitions - Base Building
PL-3	Wood Laminate - Abet Laminati: Color 1385 White Ash, Vertical Grain	Tenant Restroom Partitions - L29-L37
TILING (section 093000)		
CT-1	Gray Tile - 12"x24" Refin: Porcelain, Collection: Cromie, Color: P01 Gray (12"x24"x3/8" honed finish, 4"x24"x3/8" bullnose)	Walls
CT-2	6"x6" White Tile	BOH Restrooms
CT-3	Pattern Floor Tile - 12"x24" Mirage: Porcelain, Collection: na.me, Color: Swiss Grey NE 20, Natural Finish (12"x24"x3/8")	Restrooms
CT-4	Base Tile - 24" length: Florin: Porcelain, Collection: LESS, Color: White Matte (4"x24"x3/8" bullnose)	Restrooms
CT-5	Pattern Floor Tile - 12"x24" Refin: Porcelain, Collection: na.me, Color: Noir Beige NE 30, Natural Finish (12"x24"x3/8")	Tenant Restrooms - L29-38
RESILIENT BASE AND ACCESSORIES (section 096513)		
RB-1	Johnsontite: TightLock Resilient - 6 3/8" Color - 05 Stone B	Back of House
RB-2	Johnsontite: TightLock Resilient - 3 1/8" Color - Gray to Match Architect Sample	Stair Shafts
PAINTING (section 099100)		
PT-1	Benjamin Moore - Super White - Pridline Eco-Spec No VOC	BOH Restrooms, Doors, Lobby
PT-2	Benjamin Moore - White	Back of House
PT-3	Primer	Tenant
PT-4	Benjamin Moore - XXX	Restrooms
FABRICATED STONE (section 099100)		
FS-1	Quartz Agglomerate Countertop - Caesarstone - Color 5031, Polished Finish	Restrooms
FS-2	Quartz Agglomerate Countertop - Caesarstone - Color 2003 Concrete, Polished Finish	Lobby Desk Worksurfaces
FS-3	Quartz Agglomerate Countertop - Caesarstone - Color 1141, Polished Finish	Tenant Restroom, L29-38
FIBER CEMENT BOARD (section 074453)		
FCB-1	Exterior rainscreen cladding	STFL Mechanical floor exterior wall, Bulthorst Cladding
FABRIC WALL COVERINGS (section 097200)		
WC-1	Fabric Wall Covering - Wolf Gordon - Moondance, Color: Venden Piece	Restroom Walls

- MATERIAL AND FINISH GENERAL NOTES:
- REFER A0-0003 FOR MATERIAL LEGEND AND DESCRIPTIONS
  - PAINTED WALLS**
    - SEE DRAWINGS FOR EXTENT OF GWB WALLS AND CEILING. ALL GWB TO BE PAINTED. SEE ROOM FINISH SCHEDULE.
    - GWB IN LOBBIES TO RECEIVE LEVEL 5 FINISH
    - WALLS NOT NOTED WITH A FINISH OR NOTED AS CONC. DO NOT RECEIVE A FINISH
  - PAINTED STAIR WALLS**
    - ALL EGRESS STAIR WALLS TO BE PAINTED. SEE ROOM FINISH SCHEDULE
  - SEALED CONCRETE**
    - ALL EXPOSED CONCRETE FLOORS TO RECEIVE LIQUID SEALER PER SPECIFICATIONS 096770, U.N.O.
  - MEP EQPM. COLORS & FINISHES**
    - SPRINKLER HEADS & COVER PLATES TO MATCH COLOR OF CEILING U.N.O.
    - RECEPTACLES AND COVER PLATES TBD.
  - GROUT**
    - GROUT COLORS TO MATCH ARCHITECT'S SAMPLES
  - PAINT: FINISHES**
    - TYPICAL BOH ROOMS:
      - WALLS/CEILING: SATIN
      - DOORS/FRAMES: SEMI-GLOSS
    - TYPICAL TOILET ROOMS:
      - WALLS/CEILING: EGGSHELL
      - DOORS/FRAMES: SEMI-GLOSS
      - COVERS: FLAT (AS NOTED IN DRAWINGS)
  - DIAMOND PLATE IMPACT PROTECTION**
    - WHERE DRIP IS NOTED, WALLS TO RECEIVE DIAMOND PLATE IMPACT PROTECTION IN ACCORDANCE WITH 102600 055000

55 HUDSON YARDS

Address  
550 W 34th St.  
New York, NY 10001



Client

Related Companies  
60 Columbus Circle  
New York, NY 10023  
Tel: 212.801.1000 Fax: 212.801.1048

Oxford Properties Group  
320 Park Avenue, 17th Floor  
New York, NY 10022  
Tel: 212.986.7514 Fax: 212.986.7510

Mitsui Fudosan America, Inc.  
1251 Avenue of the Americas, Suite 800  
New York, NY 10020  
Tel: 212.403.5600 Fax: 212.403.5657

Architect

Kohn Pedersen Fox Associates PC  
Architects & Planning Consultants  
11 West 42nd Street  
New York, New York 10036  
TEL: 212.977.6500 FAX: 212.956.2526

Structural Engineer



WSP  
228 East 45th Street, 3rd Floor  
New York, NY 10017  
Tel: 212.687.9888 Fax: 646.487.5501

Mechanical, Electrical, Plumbing, Fire Protection

WSP  
512 Seventh Avenue  
New York, NY 10018  
Tel: 212.532.9600

7	PLAN APPROVAL AMENDMENT	08/04/2017
2	D.O.B. BUILDING PERMIT FILING	05/11/2015
No.	Description	Date

Rev./Date



Drawing Title

**MATERIAL LEGEND  
AND DESCRIPTIONS**

Drawing Number

**G-004.01**



- G1. SEE DRAWING A6-0101 FOR PARTITION SCHEDULE AND SYMBOL DESCRIPTION.
- G2. SLAB TO SLAB SMOKE PARTITION AND DOORS AT ELEVATOR LOBBY ENCLOSURE BY TENANT. TENANT FIT OUT PARTITIONS ARE INDICATED:
- TFO: [Symbol]
- G3. GWS FINISH AT CORE BY TENANT.
- G4. FIRE RATED PARTITIONS ARE INDICATED:
- 1-HOUR: [Symbol]
- 2-HOUR: [Symbol]
- 3-HOUR: [Symbol]
- SEE A4-SERIES DRAWINGS FOR SPECIFIC PARTITION TYPES NOT IDENTIFIED IN THIS PLAN SERIES.
- G5. WALLS REQUIRED FOR TCO ARE INDICATED:
- ALT TCO: [Symbol]
- G6. SHADED AREAS NOT IN SCOPE AND REFERENCE EXISTING MTA SITE J STRUCTURE.

55 HUDSON YARDS

Address  
550 W 34th St  
New York, NY 10001



Client

Related Companies  
60 Columbus Circle  
New York, NY 10023  
Tel: 212.801.1000 Fax: 212.801.1048

Oxford Properties Group  
320 Park Avenue, 17th Floor  
New York, NY 10022  
Tel: 212.986.7514 Fax: 212.986.7510

Mitsui Fudosan America, Inc.  
1251 Avenue of the Americas, Suite 800  
New York, NY 10020  
Tel: 212.403.5600 Fax: 212.403.5657

Architect  
Kohn Pedersen Fox Associates PC  
Architects & Planning Consultants  
11 West 42nd Street  
New York, New York 10036  
TEL: 212.977.6500 FAX: 212.956.2526

Structural Engineer

WSP  
228 East 45th Street, 3rd Floor  
New York, NY 10017  
Tel: 212.687.9888 Fax: 646.487.5501

Mechanical, Electrical, Plumbing, Fire Protection

WSP  
512 Seventh Avenue  
New York, NY 10018  
Tel: 212.532.9600

1	PLAN APPROVAL AMENDMENT	08/04/2017
2	D.O.B. BUILDING PERMIT FILING	05/11/2015

No. Description Date

Key Plan



Issue Date: 04/03/2015  
Project No.  
Drawn By  
Sheet Number: A-100.01

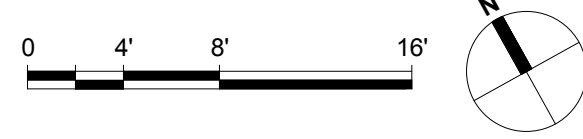
Drawing Title  
FLOOR PLAN  
CELLAR C2  
(MARKETING C2)

Sheet Number  
A-100.01

SHEET 3 of 128

© 2015 KOHN PEDERSEN FOX ASSOCIATES PC. All rights reserved.

1 LEVEL C2 PLAN (MARKETING C2)  
SCALE: 1/8" = 1'-0"





- A1-SERIES GENERAL NOTES
- G1. SEE DRAWING A6-0101 FOR PARTITION SCHEDULE AND SYMBOL DESCRIPTION.
- G2. SLAB TO SLAB SMOKE PARTITION AND DOORS AT ELEVATOR LOBBY ENCLOSURE BY TENANT. TENANT FIT OUT PARTITIONS ARE INDICATED:  
TFO: [Symbol]
- G3. GWB FINISH AT CORE BY TENANT.
- G4. FIRE RATED PARTITIONS ARE INDICATED:  
1-HOUR: [Symbol]  
2-HOUR: [Symbol]  
3-HOUR: [Symbol]
- SEE A4-SERIES DRAWINGS FOR SPECIFIC PARTITION TYPES NOT IDENTIFIED IN THIS PLAN SERIES.
- G5. WALLS REQUIRED FOR TCO ARE INDICATED:  
ALT TCO: [Symbol]
- G6. SHADED AREAS NOT IN SCOPE AND REFERENCE EXISTING MTA SITE J STRUCTURE.

## 55 HUDSON YARDS

Address  
550 W 34th St.  
New York, NY 10001



### Client

Related Companies  
60 Columbus Circle  
New York, NY 10023  
Tel: 212.801.1000 Fax: 212.801.1048

Oxford Properties Group  
320 Park Avenue, 17th Floor  
New York, NY 10022  
Tel: 212.986.7514 Fax: 212.986.7510

Mitsui Fudosan America, Inc.  
1251 Avenue of the Americas, Suite 800  
New York, NY 10020  
Tel: 212.403.5600 Fax: 212.403.5657

### Architect

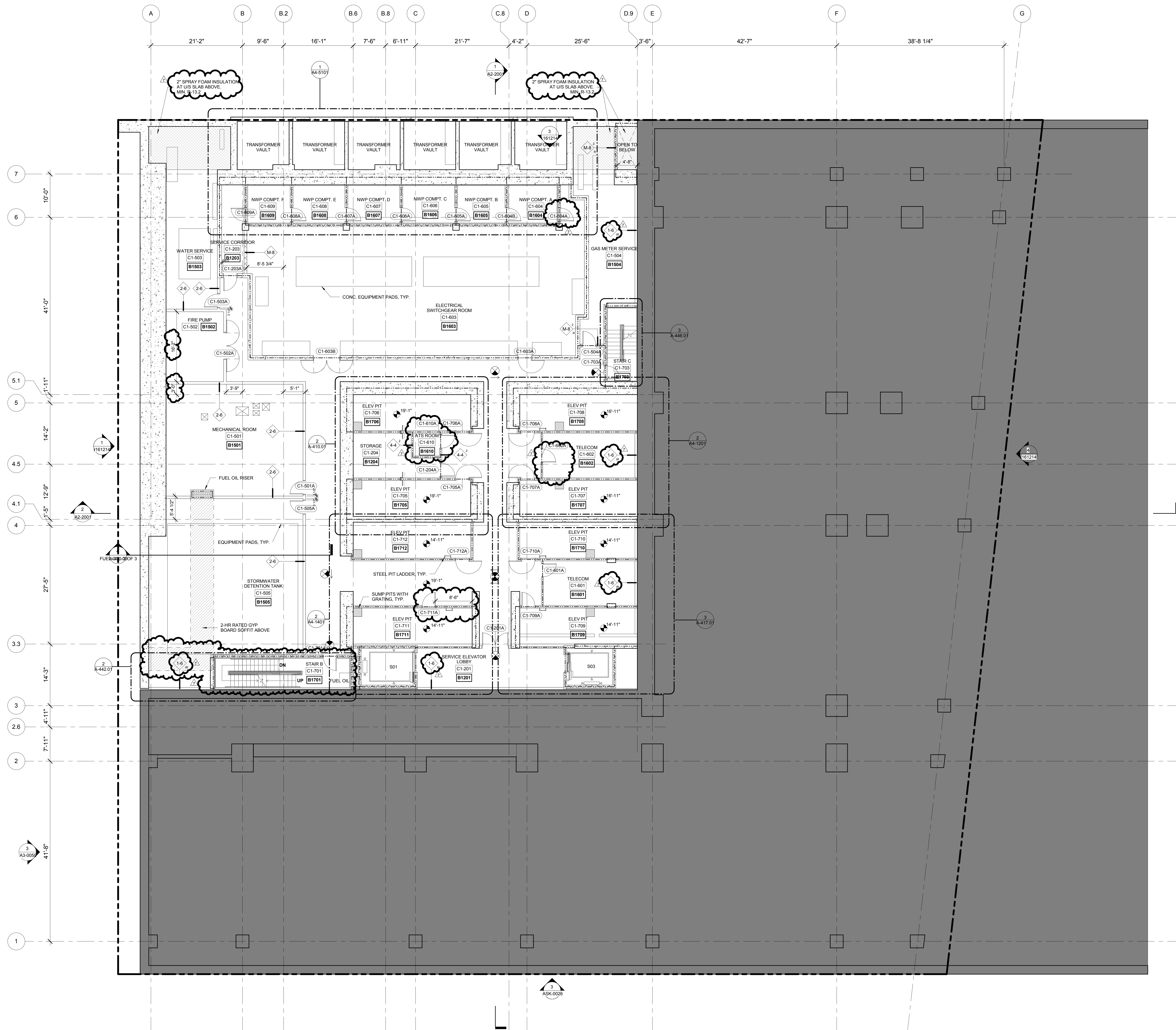
Kohn Pedersen Fox Associates PC  
Architects & Planning Consultants  
11 West 42nd Street  
New York, New York 10036  
TEL: 212.977.6500 FAX: 212.956.2526

### Structural Engineer

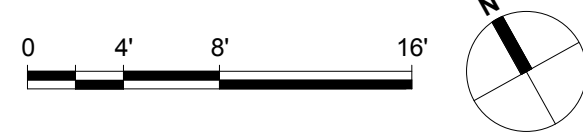
WSP  
228 East 45th Street, 3rd Floor  
New York, NY 10017  
Tel: 212.687.9888 Fax: 646.487.5501

### Mechanical, Electrical, Plumbing, Fire Protection

WSP  
512 Seventh Avenue  
New York, NY 10018  
Tel: 212.532.9600



1 LEVEL C1 PLAN (MARKETING C1)  
SCALE: 1/8" = 1'-0"



Issue Date: 04/03/2015  
Project No:  
Drawn By:  
Sheet Number: A-101.01

REGISTERED ARCHITECT  
JOHN PEDERSEN  
STATE OF NEW YORK  
A-101.01

Drawing Title:  
FLOOR PLAN  
CELLAR C1  
(MARKETING C1)  
Drawing Number:  
A-101.01  
SHEET 4 of 128

© 2015 KOHN PEDERSEN FOX ASSOCIATES PC. All rights reserved.











- A1-SERIES GENERAL NOTES
- G1. SEE DRAWING A6-0101 FOR PARTITION SCHEDULE AND SYMBOL DESCRIPTION.
- G2. SLAB TO SLAB SMOKE PARTITION AND DOORS AT ELEVATOR LOBBY ENCLOSURE BY TENANT. TENANT FIT OUT PARTITIONS ARE INDICATED.
- TFO: [Symbol]
- G3. GWS FINISH AT CORE BY TENANT.
- G4. FIRE RATED PARTITIONS ARE INDICATED:
- 1-HOUR: [Symbol]
- 2-HOUR: [Symbol]
- 3-HOUR: [Symbol]
- SEE A4-SERIES DRAWINGS FOR SPECIFIC PARTITION TYPES NOT IDENTIFIED IN THIS PLAN SERIES.
- G5. WALLS REQUIRED FOR TCO ARE INDICATED.
- ALT TCO: [Symbol]
- G6. SHADED AREAS NOT IN SCOPE AND REFERENCE EXISTING MTA SITE J STRUCTURE.

## 55 HUDSON YARDS

Address  
550 W 34th St.  
New York, NY 10001



### Client

Related Companies  
60 Columbus Circle  
New York, NY 10023  
Tel: 212.801.1000 Fax: 212.801.1048

Oxford Properties Group  
320 Park Avenue, 17th Floor  
New York, NY 10022  
Tel: 212.986.7514 Fax: 212.986.7510

Mitsui Fudosan America, Inc.  
1251 Avenue of the Americas, Suite 800  
New York, NY 10020  
Tel: 212.403.5600 Fax: 212.403.5657

### Architect

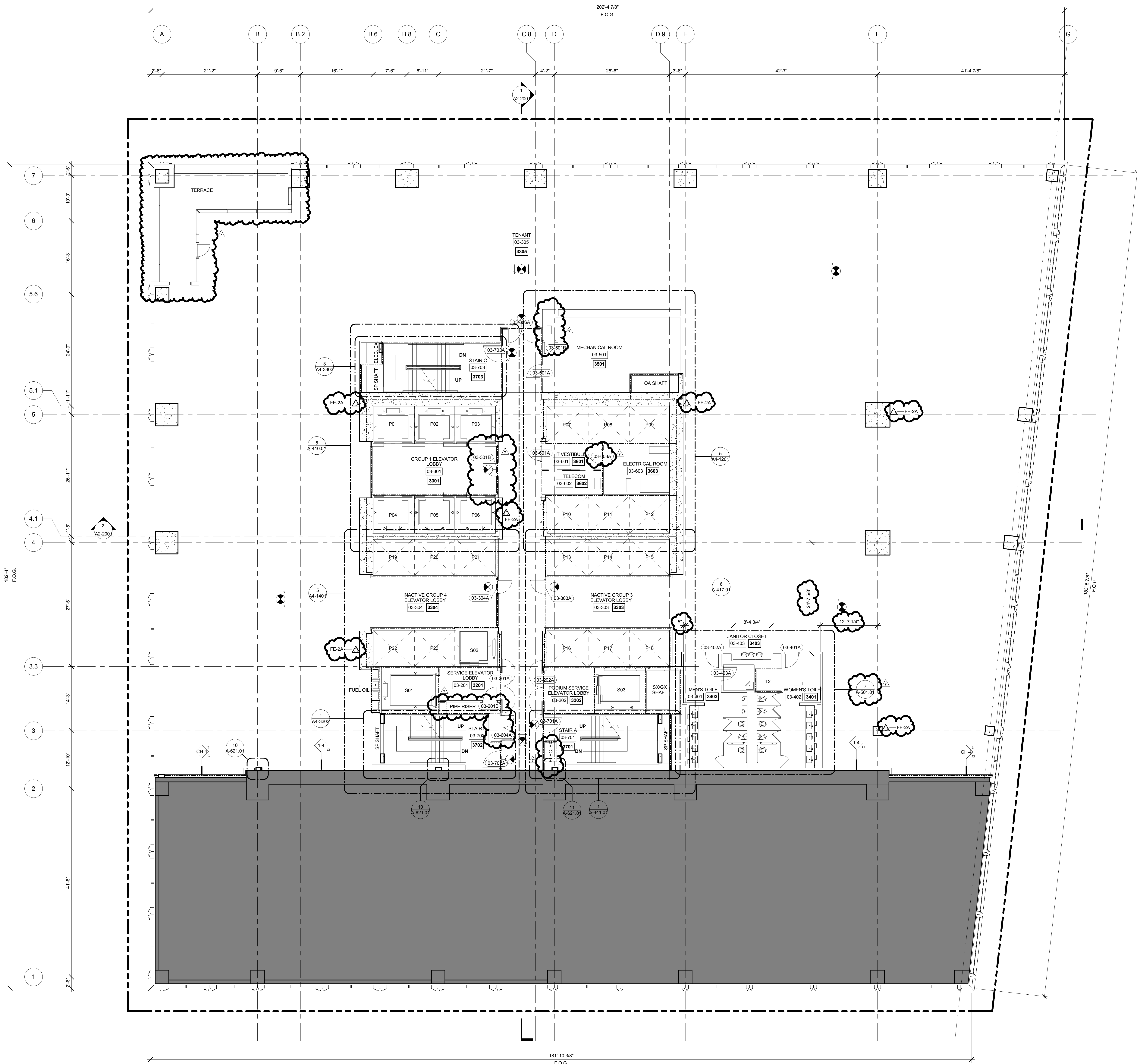
Kohn Pedersen Fox Associates PC  
Architects & Planning Consultants  
11 West 42nd Street  
New York, New York 10036  
TEL: 212.977.6500 FAX: 212.956.2526

### Structural Engineer


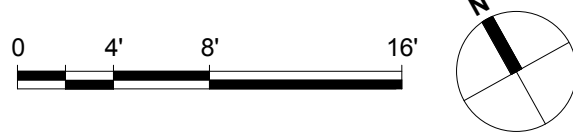
WSP  
228 East 45th Street, 3rd Floor  
New York, NY 10017  
Tel: 212.687.9888 Fax: 646.487.5501

### Mechanical, Electrical, Plumbing, Fire Protection

WSP  
512 Seventh Avenue  
New York, NY 10018  
Tel: 212.532.9600



1 LEVEL 03 PLAN  
SCALE: 1/8" = 1'-0"

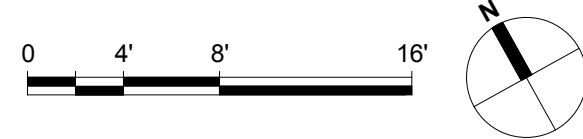


Date: 04/03/2015  
Project No.  
Drawn By  
Sheet Number  
Drawing Title  
Drawing Number

FLOOR PLAN 03 (MARKETING 03)

A-104.01  
SHEET 7 of 128









Client:

Related Companies  
60 Columbus Circle  
New York, NY 10023  
Tel: 212.801.1000 Fax: 212.801.1048

Oxford Properties Group  
320 Park Avenue, 17th Floor  
New York, NY 10022  
Tel: 212.986.7514 Fax: 212.986.7510

Mitsui Fudosan America, Inc.  
1251 Avenue of the Americas, Suite 800  
New York, NY 10020  
Tel: 212.403.5600 Fax: 212.403.5657

Architect:

Kohn Pedersen Fox Associates PC  
Architects & Planning Consultants  
11 West 42nd Street  
New York, New York 10036  
TEL: 212.977.6500 FAX: 212.956.2526

Structural Engineer:

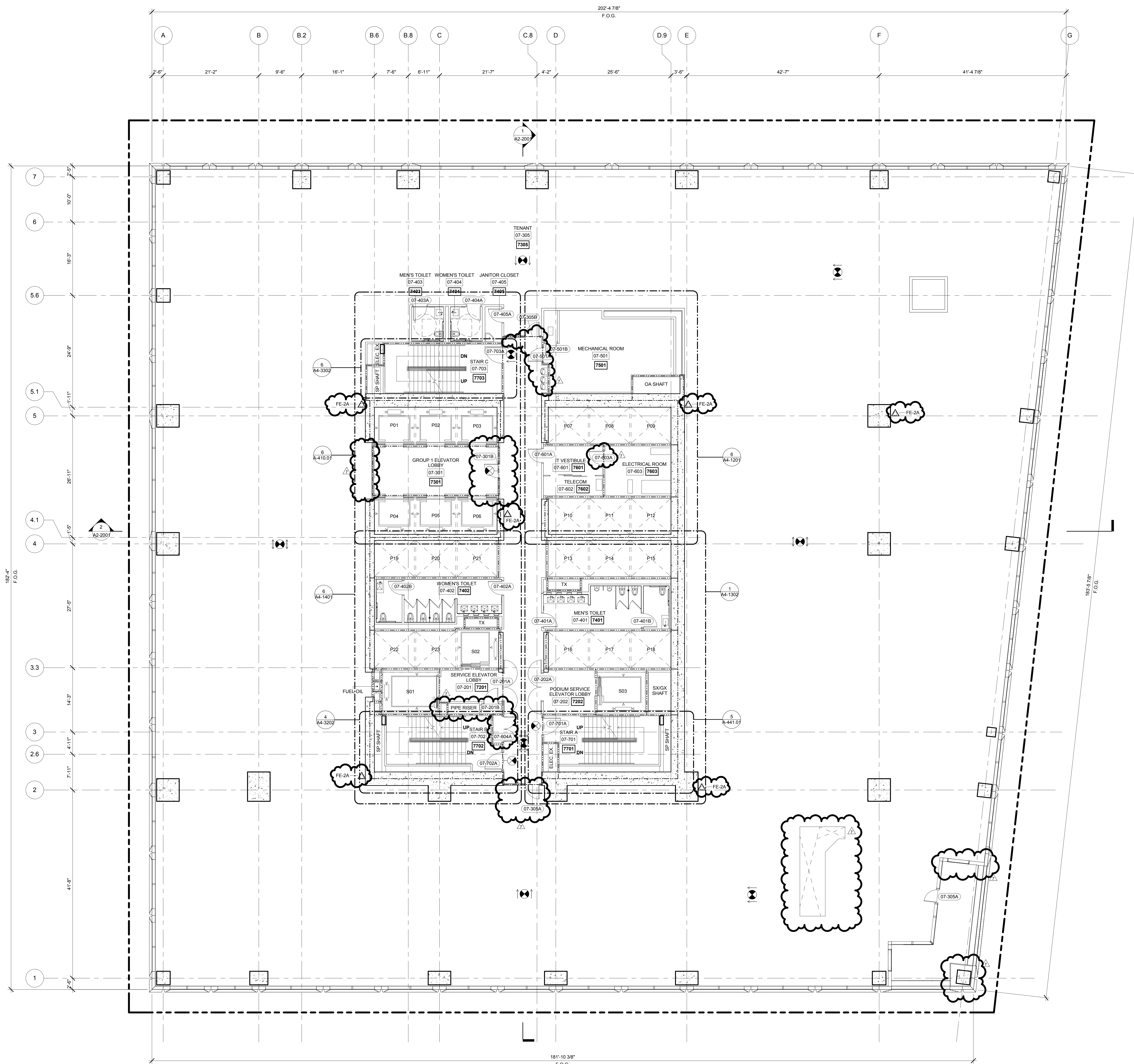
WSP  
228 East 45th Street, 3rd Floor  
New York, NY 10017  
Tel: 212.687.9888 Fax: 646.487.5501

Mechanical, Electrical, Plumbing, Fire Protection

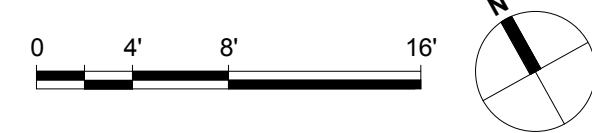
WSP  
512 Seventh Avenue  
New York, NY 10018  
Tel: 212.532.9600

A1-SERIES GENERAL NOTES

- SEE DRAWING A6-0101 FOR PARTITION SCHEDULE AND SYMBOLS DESCRIPTION.
- SLAB TO SLAB SMOKE PARTITION AND DOORS AT ELEVATOR LOBBY ENCLOSURE BY TENANT. TENANT FIT OUT PARTITIONS ARE INDICATED:  
TFO: [Symbol]
- GWB FINISH AT CORE BY TENANT.
- FIRE RATED PARTITIONS ARE INDICATED:  
1-HOUR: [Symbol]  
2-HOUR: [Symbol]  
3-HOUR: [Symbol]  
SEE A4-SERIES DRAWINGS FOR SPECIFIC PARTITION TYPES NOT IDENTIFIED IN THIS PLAN SERIES.
- WALLS REQUIRED FOR TCO ARE INDICATED:  
ALT TCO: [Symbol]



1 LEVEL 07 PLAN  
SCALE: 1/8" = 1'-0"





Date: 04/03/2015

Project No:

Drawn By:

Sheet Number:



Drawing Title:

FLOOR PLAN 07  
(MARKETING 07)

Drawing Number:

A-108.01



- A1-SERIES GENERAL NOTES
- G1. SEE DRAWING A6-0101 FOR PARTITION SCHEDULE AND SYMBOLS DESCRIPTION.
- G2. SLAB TO SLAB SMOKE PARTITION AND DOORS AT ELEVATOR LOBBY ENCLOSURE BY TENANT. TENANT FIT OUT PARTITIONS ARE INDICATED.
- TFO: [Symbol]
- G3. GWS FINISH AT CORE BY TENANT.
- G4. FIRE RATED PARTITIONS ARE INDICATED:
- 1-HOUR: [Symbol]
- 2-HOUR: [Symbol]
- 3-HOUR: [Symbol]
- SEE A4-SERIES DRAWINGS FOR SPECIFIC PARTITION TYPES NOT IDENTIFIED IN THIS PLAN SERIES.
- G5. WALLS REQUIRED FOR TCO ARE INDICATED.
- ALT TCO: [Symbol]

## 55 HUDSON YARDS

Address  
550 W 34th St.  
New York, NY 10001



### Client

Related Companies  
60 Columbus Circle  
New York, NY 10023  
Tel: 212.801.1000 Fax: 212.801.1048

Oxford Properties Group  
320 Park Avenue, 17th Floor  
New York, NY 10022  
Tel: 212.986.7514 Fax: 212.986.7510

Mitsui Fudosan America, Inc.  
1251 Avenue of the Americas, Suite 800  
New York, NY 10020  
Tel: 212.403.5600 Fax: 212.403.5657

### Architect

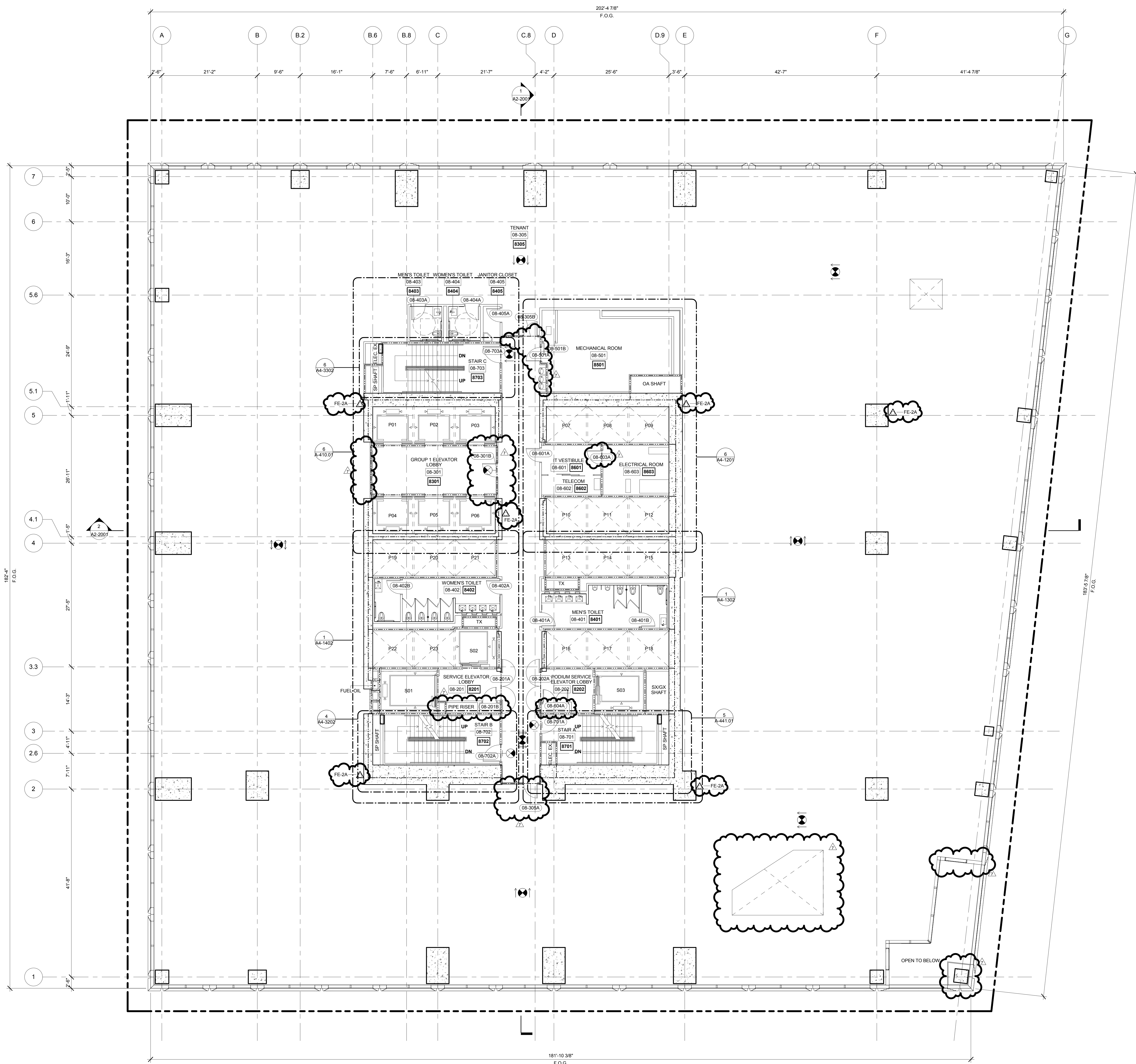
Kohn Pedersen Fox Associates PC  
Architects & Planning Consultants  
11 West 42nd Street  
New York, New York 10036  
TEL: 212.977.6500 FAX: 212.956.2526

### Structural Engineer

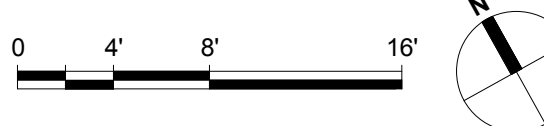
WSP  
228 East 45th Street, 3rd Floor  
New York, NY 10017  
Tel: 212.687.9888 Fax: 646.487.5501

### Mechanical, Electrical, Plumbing, Fire Protection

WSP  
512 Seventh Avenue  
New York, NY 10018  
Tel: 212.532.9600



1 LEVEL 08 PLAN  
SCALE: 1/8" = 1'-0"



1	PLAN APPROVAL AMENDMENT	08/04/2017
2	D.O.B. BUILDING PERMIT FILING	05/11/2015
No.	Description	Date

Key Plan



Date: 04/03/2015  
Project No.  
Drawn By  
Sheet Number: A-109.01

Drawing Title

FLOOR PLAN 08  
(MARKETING 08)

Drawing Number

A-109.01

SHEET 10 of 128

© 2015 KOHN PEDERSEN FOX ASSOCIATES PC. All rights reserved.



- A1-SERIES GENERAL NOTES
- G1. SEE DRAWING A6-0101 FOR PARTITION SCHEDULE AND SYMBOL DESCRIPTION.
- G2. SLAB TO SLAB SMOKE PARTITION AND DOORS AT ELEVATOR LOBBY ENCLOSURE BY TENANT. TENANT FIT OUT PARTITIONS ARE INDICATED.
- TFO: [Symbol]
- G3. GWS FINISH AT CORE BY TENANT.
- G4. FIRE RATED PARTITIONS ARE INDICATED:
- 1-HOUR: [Symbol]
- 2-HOUR: [Symbol]
- 3-HOUR: [Symbol]
- SEE A4-SERIES DRAWINGS FOR SPECIFIC PARTITION TYPES NOT IDENTIFIED IN THIS PLAN SERIES.
- G5. WALLS REQUIRED FOR TCO ARE INDICATED.
- ALT TCO: [Symbol]

## 55 HUDSON YARDS

Address  
550 W 34th St.  
New York, NY 10001



Client  
Related Companies  
60 Columbus Circle  
New York, NY 10023  
Tel: 212.801.1000 Fax: 212.801.1048

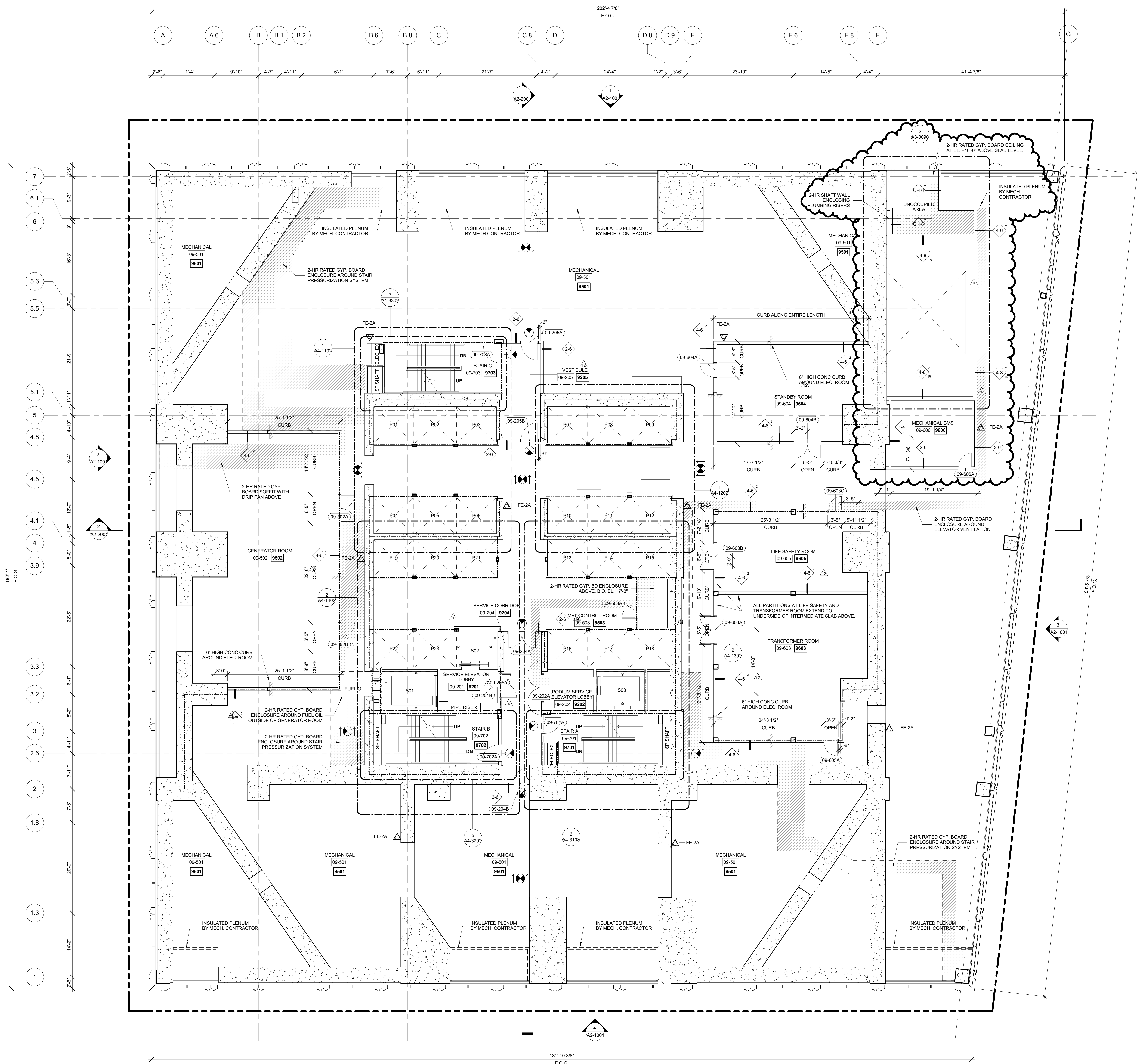
Oxford Properties Group  
320 Park Avenue, 17th Floor  
New York, NY 10022  
Tel: 212.986.7514 Fax: 212.986.7510

Mitsui Fudosan America, Inc.  
1251 Avenue of the Americas, Suite 800  
New York, NY 10020  
Tel: 212.403.5600 Fax: 212.403.5657


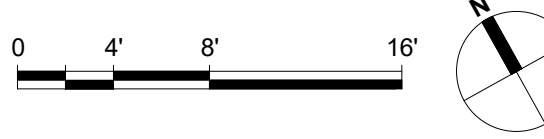
Architect  
Kohn Pedersen Fox Associates PC  
Architects & Planning Consultants  
11 West 42nd Street  
New York, New York 10036  
TEL: 212.977.6500 FAX: 212.956.2526

Structural Engineer  
WSP  
228 East 45th Street, 3rd Floor  
New York, NY 10017  
Tel: 212.687.9888 Fax: 646.487.5501

Mechanical, Electrical, Plumbing, Fire Protection  
WSP  
512 Seventh Avenue  
New York, NY 10018  
Tel: 212.532.9600



1 LEVEL 09 PLAN  
SCALE: 1/8" = 1'-0"



Drawn Date: 04/03/2015  
Project No:  
Drawn By:  
Sheet Number: A-110.01

FLOOR PLAN 09  
(MARKETING 09)  
MECHANICAL

A-110.01







55 HUDSON YARDS

Address  
550 W 34th St.  
New York, NY 10001



Client

Related Companies  
60 Columbus Circle  
New York, NY 10023  
Tel: 212.801.1000 Fax: 212.801.1048

Oxford Properties Group  
320 Park Avenue, 17th Floor  
New York, NY 10022  
Tel: 212.986.7514 Fax: 212.986.7510

Mitsui Fudosan America, Inc.  
1251 Avenue of the Americas, Suite 800  
New York, NY 10020  
Tel: 212.403.5600 Fax: 212.403.5657

Architect  
Kohn Pedersen Fox Associates PC  
Architects & Planning Consultants  
11 West 42nd Street  
New York, New York 10036  
TEL: 212.977.6500 FAX: 212.956.2526

Structural Engineer

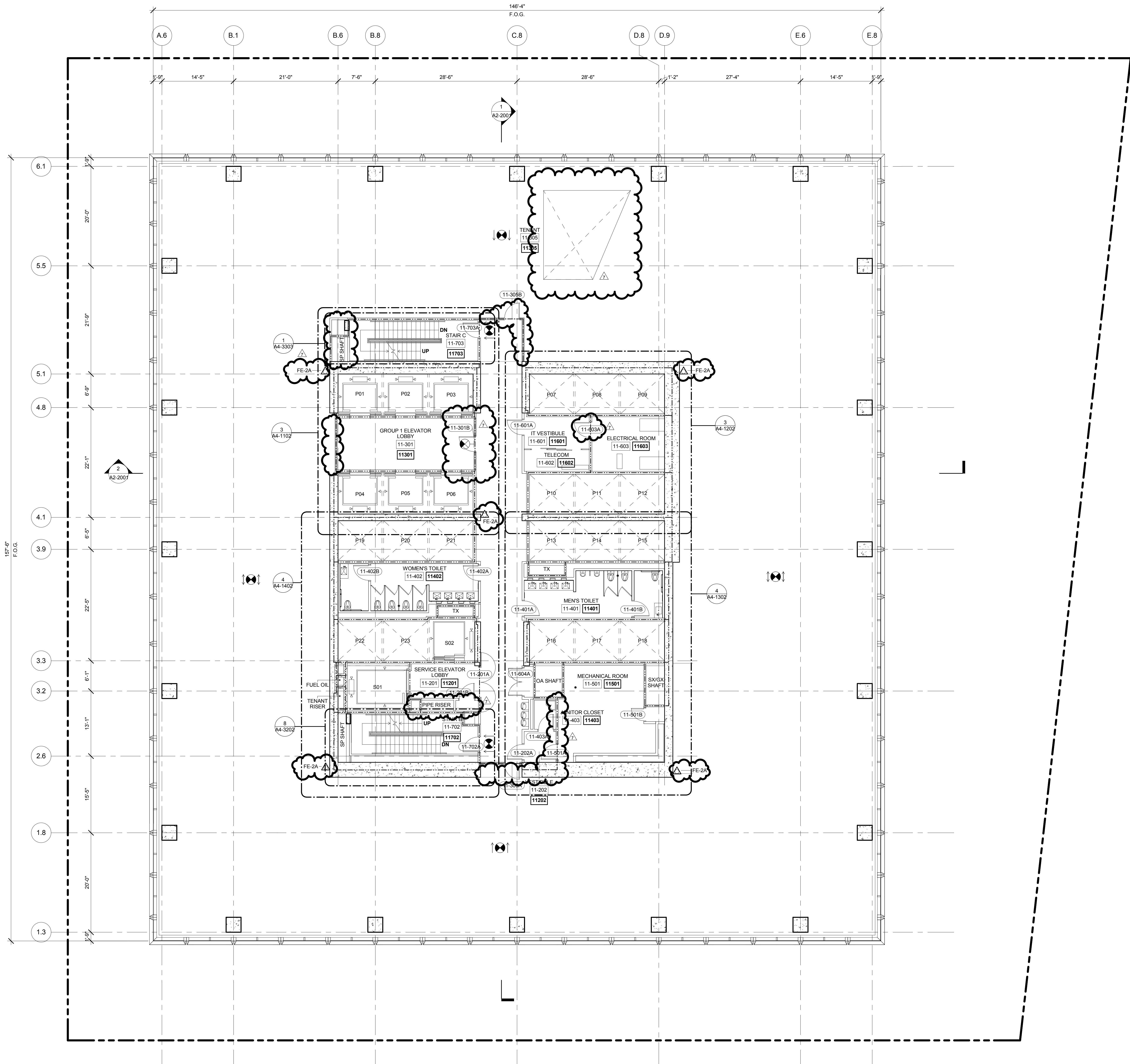
WSP  
228 East 45th Street, 3rd Floor  
New York, NY 10017  
Tel: 212.687.9888 Fax: 646.487.5501

Mechanical, Electrical, Plumbing, Fire Protection

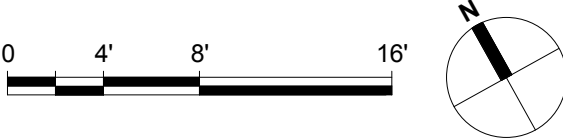
WSP  
512 Seventh Avenue  
New York, NY 10018  
Tel: 212.532.9600

A1-SERIES GENERAL NOTES

- G1. SEE DRAWING A6-0101 FOR PARTITION SCHEDULE AND SYMBOL DESCRIPTION.
- G2. SLAB TO SLAB SMOKE PARTITION AND DOORS AT ELEVATOR LOBBY ENCLOSURE BY TENANT. TENANT FIT OUT PARTITIONS ARE INDICATED:  
TFO: [Symbol]
- G3. GWB FINISH AT CORE BY TENANT.
- G4. FIRE RATED PARTITIONS ARE INDICATED:  
1-HOUR: [Symbol]  
2-HOUR: [Symbol]  
3-HOUR: [Symbol]
- SEE A4-SERIES DRAWINGS FOR SPECIFIC PARTITION TYPES NOT IDENTIFIED IN THIS PLAN SERIES.
- G5. WALLS REQUIRED FOR TCO ARE INDICATED:  
ALT TCO: [Symbol]



LEVEL 11 PLAN  
SCALE: 1/8" = 1'-0"



7	PLAN APPROVAL AMENDMENT	08/04/2015
2	D.O.B. BUILDING PERMIT FILING	05/11/2015
No.	Description	Date

Key Plan



Date: 04/03/2015  
Project No.  
Drawn By  
Sheet Number: A-112.01

Drawing Title  
FLOOR PLAN 11  
(MARKETING 11)

Drawing Number

A-112.01

SHEET 13 of 128

© 2015 KOHN PEDERSEN FOX ASSOCIATES PC. All rights reserved.



Address  
550 W 34th St.  
New York, NY 10001



*Client*

Related Companies  
60 Columbus Circle  
New York, NY 10023  
Tel: 212.801.1000 Fax: 212.801.1048

Oxford Properties Group  
320 Park Avenue, 17th Floor  
New York, NY 10022  
Tel: 212.986.7514 Fax: 212.986.7510

Mitsui Fudosan America, Inc.  
1251 Avenue of the Americas, Suite 800  
New York, NY 10020  
Tel: 212.403.5600 Fax: 212.403.5657

*Architect*  
Kohn Pedersen Fox Associates PC  
Architects & Planning Consultants  
11 West 42nd Street  
New York, New York 10036  
TEL: 212.977.6500 FAX: 212.956.2520

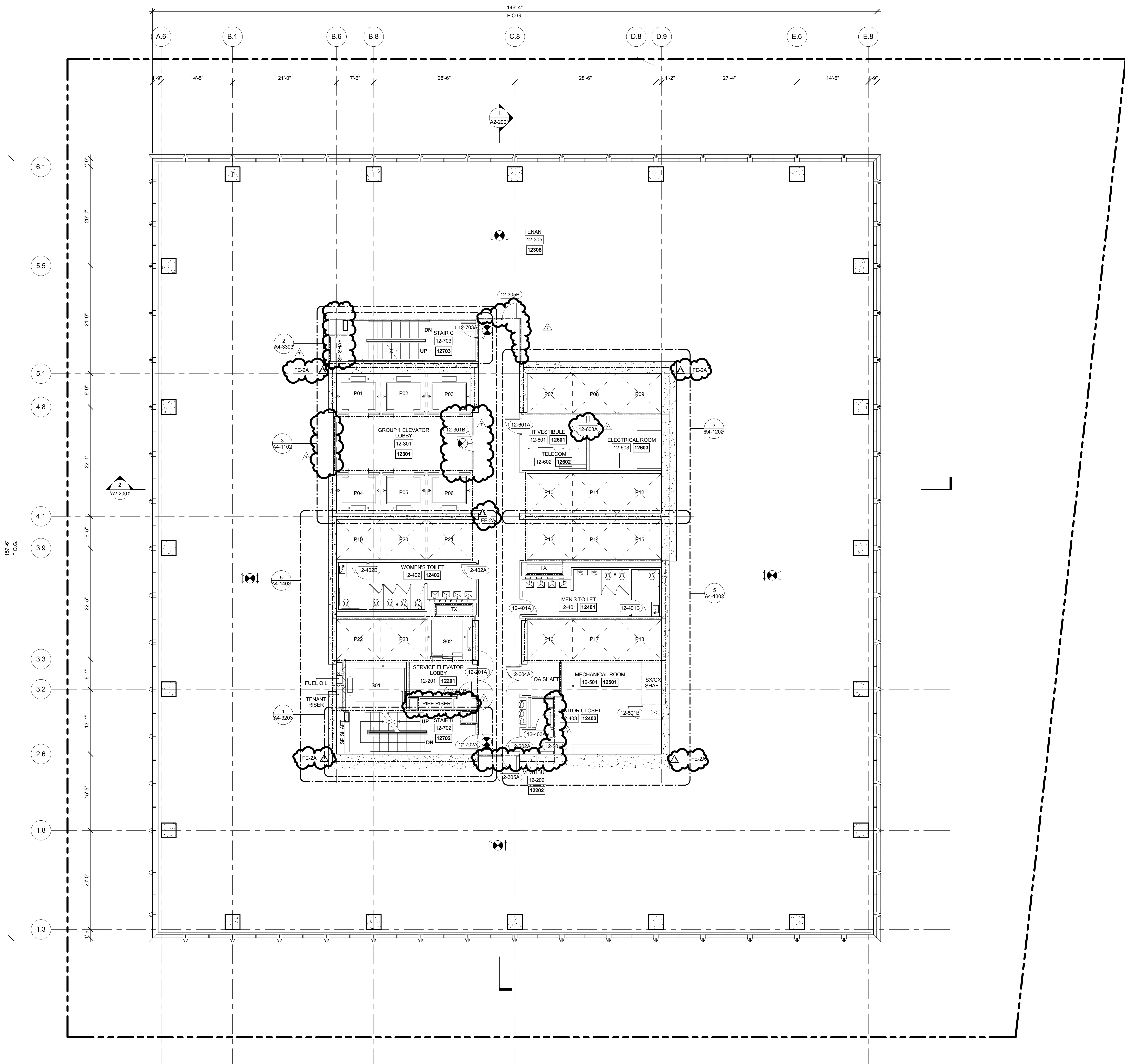
*Structural Engineer*

WSP  
228 East 45th Street, 3rd Floor  
New York, NY 10017  
Tel: 212.687.9888 Fax: 646.487.5501

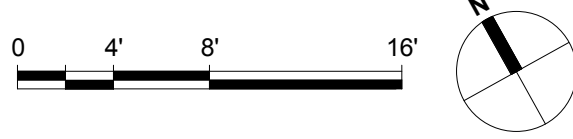
Mechanical, Electrical, Plumbing, Fire Protection

WSP  
512 Seventh Avenue  
New York, NY 10018  
Tel: 212.532.9600


- A1-SERIES GENERAL NOTES**
- G1. SEE DRAWING A6-0101 FOR PARTITION SCHEDULE AND SYMBOL DESCRIPTION.
- G2. SLAB TO SLAB MAKE PARTITION AND DOOR AT ELEVATOR LOBBY ENCLOSURE BY TENANT. TENANT FIT OUT PARTITIONS ARE INDICATED:  
TFO: [ ] [ ] [ ] [ ] [ ] [ ] [ ] [ ] [ ] [ ]
- G3. GWB FINISH AT CORE BY TENANT.
- G4. FIRE RATED PARTITIONS ARE INDICATED:  
1-HOUR: [ ] [ ] [ ] [ ] [ ] [ ] [ ] [ ] [ ] [ ]  
2-HOUR: [ ] [ ] [ ] [ ] [ ] [ ] [ ] [ ] [ ] [ ]  
3-HOUR: [ ] [ ] [ ] [ ] [ ] [ ] [ ] [ ] [ ] [ ]
- SEE A4-SERIES DRAWINGS FOR SPECIFIC PARTITION TYPES NOT IDENTIFIED IN THIS PLAN SERIES
- G5. WALLS REQUIRED FOR FLOOR ARE INDICATED  
ALT TCO: [ ] [ ] [ ] [ ] [ ] [ ] [ ] [ ] [ ] [ ]



**1** LEVEL 12 PLAN  
SCALE: 1/8" = 1'-0"



Issue Date: **04/03/2015**  
Project No. \_\_\_\_\_  
Drawn By: \_\_\_\_\_  
Sheet Number: **A-113.01**



*Drawing Title*

**FLOOR PLAN 12  
(MARKETING 12)**

Drawing Number  
**A-113.01**

SHEET 14 of 128



55 HUDSON YARDS

Address  
550 W 34th St.  
New York, NY 10001



Client

Related Companies  
60 Columbus Circle  
New York, NY 10023  
Tel: 212.801.1000 Fax: 212.801.1048

Oxford Properties Group  
320 Park Avenue, 17th Floor  
New York, NY 10022  
Tel: 212.986.7514 Fax: 212.986.7510

Mitsui Fudosan America, Inc.  
1251 Avenue of the Americas, Suite 800  
New York, NY 10020  
Tel: 212.403.5600 Fax: 212.403.5657

Architect

Kohn Pedersen Fox Associates PC  
Architects & Planning Consultants  
11 West 42nd Street  
New York, New York 10036  
TEL: 212.977.6500 FAX: 212.956.2526

Structural Engineer

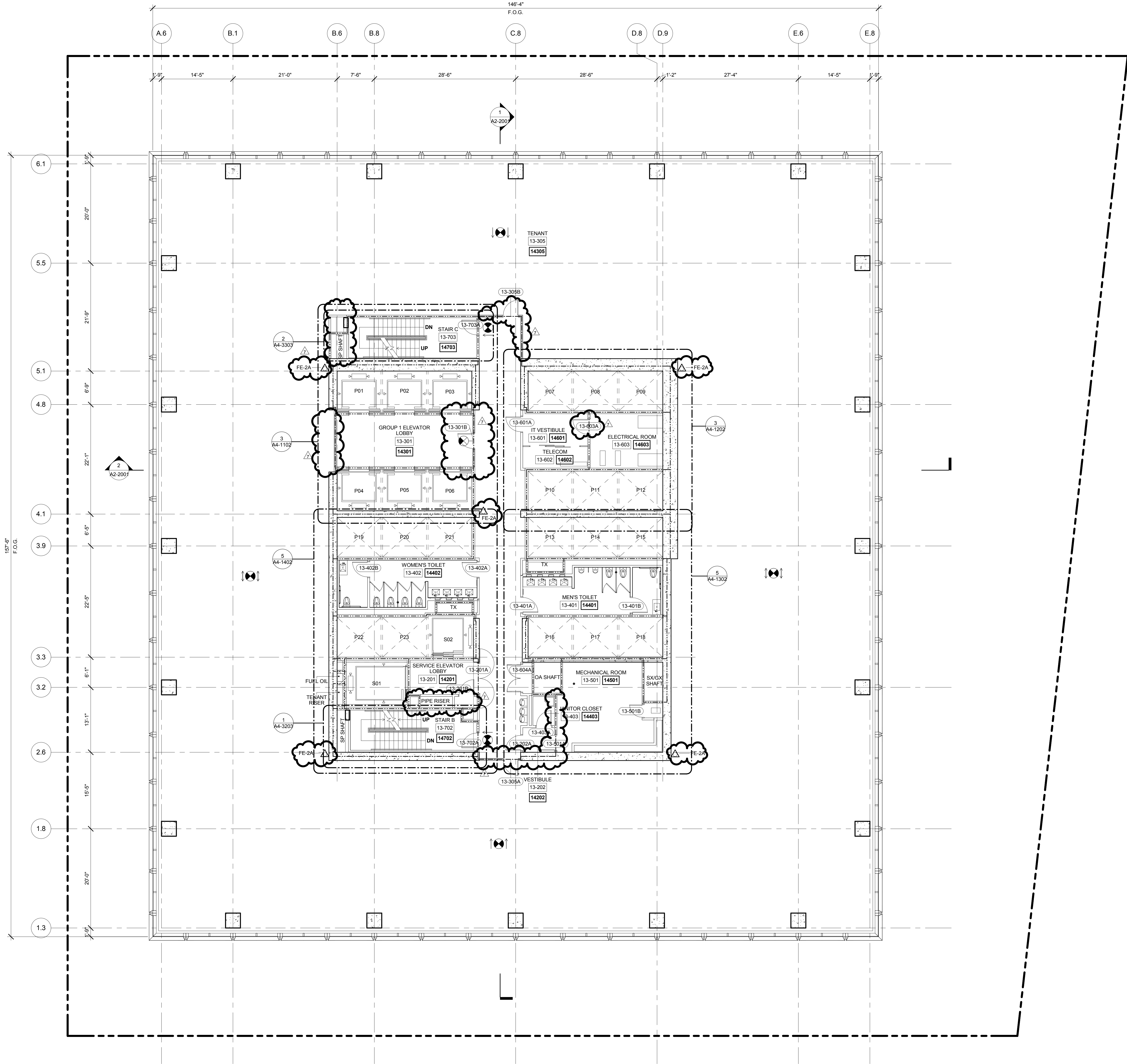
WSP  
228 East 45th Street, 3rd Floor  
New York, NY 10017  
Tel: 212.687.9888 Fax: 646.487.5501

Mechanical, Electrical, Plumbing, Fire Protection

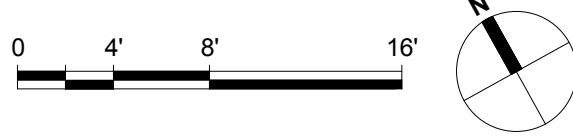
WSP  
512 Seventh Avenue  
New York, NY 10018  
Tel: 212.532.9600

A1-SERIES GENERAL NOTES

- G1. SEE DRAWING A6-0101 FOR PARTITION SCHEDULE AND SYMBOL DESCRIPTION.
- G2. SLAB TO SLAB SMOKE PARTITION AND DOORS AT ELEVATOR LOBBY ENCLOSURE BY TENANT. TENANT FIT OUT PARTITIONS ARE INDICATED:  
TFO: [Symbol]
- G3. GWS FINISH AT CORE BY TENANT.
- G4. FIRE RATED PARTITIONS ARE INDICATED:  
1-HOUR: [Symbol]  
2-HOUR: [Symbol]  
3-HOUR: [Symbol]  
SEE A4-SERIES DRAWINGS FOR SPECIFIC PARTITION TYPES NOT IDENTIFIED IN THIS PLAN SERIES.
- G5. WALLS REQUIRED FOR TCO ARE INDICATED:  
ALT TCO: [Symbol]





LEVEL 13 PLAN  
SCALE: 1/8" = 1'-0"



7	PLAN APPROVAL AMENDMENT	08/04/2017
2	D.O.B. BUILDING PERMIT FILING	05/11/2015
No.	Description	Date

Key Plan



Drawing Title  
**FLOOR PLAN 13 (MARKETING 14)**

Drawing Number  
**A-114.01**



## 55 HUDSON YARDS

Address  
550 W 34th St  
New York, NY 10001



### Client

Related Companies  
60 Columbus Circle  
New York, NY 10023  
Tel: 212.801.1000 Fax: 212.801.1048

Oxford Properties Group  
320 Park Avenue, 17th Floor  
New York, NY 10022  
Tel: 212.986.7514 Fax: 212.986.7510

Mitsui Fudosan America, Inc.  
1251 Avenue of the Americas, Suite 800  
New York, NY 10020  
Tel: 212.403.5600 Fax: 212.403.5657

Architect  
Kohn Pedersen Fox Associates PC  
Architects & Planning Consultants  
11 West 42nd Street  
New York, New York 10036  
TEL: 212.977.6500 FAX: 212.956.2526

### Structural Engineer

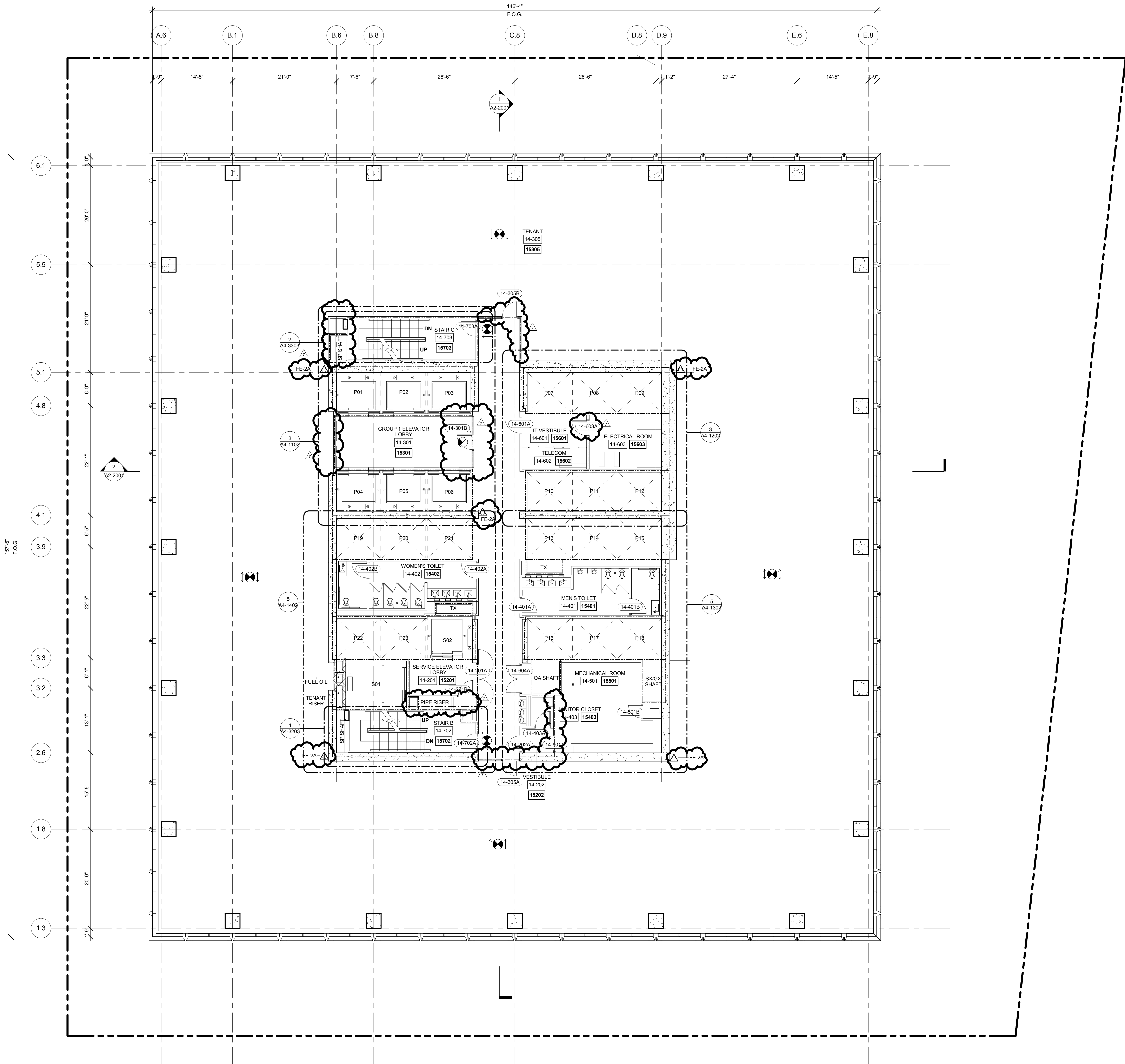
WSP  
228 East 45th Street, 3rd Floor  
New York, NY 10017  
Tel: 212.687.9888 Fax: 646.487.5501

### Mechanical, Electrical, Plumbing, Fire Protection


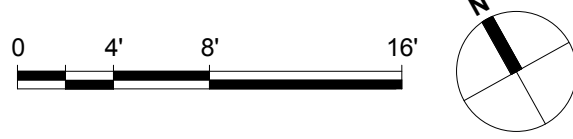
WSP  
512 Seventh Avenue  
New York, NY 10018  
Tel: 212.532.9600

### A1-SERIES GENERAL NOTES

- SEE DRAWING A6-0101 FOR PARTITION SCHEDULE AND SYMBOL DESCRIPTION.
- SLAB TO SLAB SMOKE PARTITION AND DOORS AT ELEVATOR LOBBY ENCLOSURE BY TENANT. TENANT FIT OUT PARTITIONS ARE INDICATED:  
TFO: [Symbol]
- GWB FINISH AT CORE BY TENANT.
- FIRE RATED PARTITIONS ARE INDICATED:  
1-HOUR: [Symbol]  
2-HOUR: [Symbol]  
3-HOUR: [Symbol]  
SEE A4-SERIES DRAWINGS FOR SPECIFIC PARTITION TYPES NOT IDENTIFIED IN THIS PLAN SERIES.
- WALLS REQUIRED FOR TCO ARE INDICATED:  
ALT TCO: [Symbol]



1 LEVEL 14 PLAN  
SCALE: 1/8" = 1'-0"



Drawing Title  
**FLOOR PLAN 14 (MARKETING 15)**

Drawing Number  
**A-115.01**



55 HUDSON YARDS

Address  
550 W 34th St  
New York, NY 10001



Client

Related Companies  
60 Columbus Circle  
New York, NY 10023  
Tel: 212.801.1000 Fax: 212.801.1048

Oxford Properties Group  
320 Park Avenue, 17th Floor  
New York, NY 10022  
Tel: 212.986.7514 Fax: 212.986.7510

Mitsui Fudosan America, Inc.  
1251 Avenue of the Americas, Suite 800  
New York, NY 10020  
Tel: 212.403.5600 Fax: 212.403.5657

Architect

Kohn Pedersen Fox Associates PC  
Architects & Planning Consultants  
11 West 42nd Street  
New York, New York 10036  
TEL: 212.977.6500 FAX: 212.956.2526

Structural Engineer

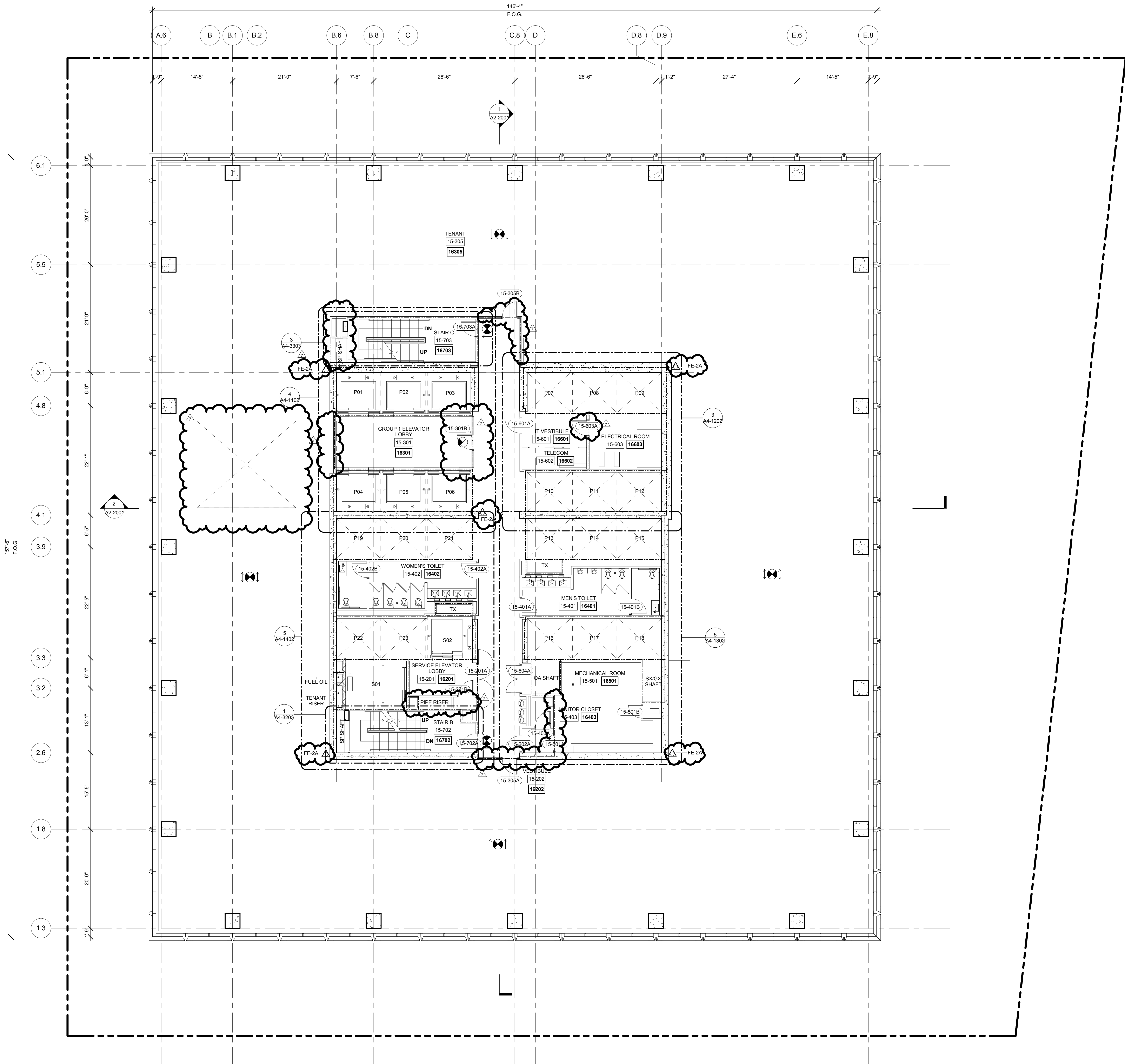
WSP  
228 East 45th Street, 3rd Floor  
New York, NY 10017  
Tel: 212.687.9888 Fax: 646.487.5501

Mechanical, Electrical, Plumbing, Fire Protection


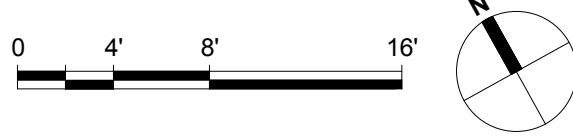
WSP  
512 Seventh Avenue  
New York, NY 10018  
Tel: 212.532.9600

A1-SERIES GENERAL NOTES

- G1. SEE DRAWING A6-0101 FOR PARTITION SCHEDULE AND SYMBOL DESCRIPTION.
- G2. SLAB TO SLAB SMOKE PARTITION AND DOORS AT ELEVATOR LOBBY ENCLOSURE BY TENANT. TENANT FIT OUT PARTITIONS ARE INDICATED:  
TFO: [Symbol]
- G3. GWS FINISH AT CORE BY TENANT.
- G4. FIRE RATED PARTITIONS ARE INDICATED:  
1-HOUR: [Symbol]  
2-HOUR: [Symbol]  
3-HOUR: [Symbol]  
SEE A4-SERIES DRAWINGS FOR SPECIFIC PARTITION TYPES NOT IDENTIFIED IN THIS PLAN SERIES.
- G5. WALLS REQUIRED FOR TCO ARE INDICATED:  
ALT TCO: [Symbol]



1 LEVEL 15 PLAN  
SCALE: 1/8" = 1'-0"



Issue Date: 04/03/2015  
Project No:  
Drawn By: [Signature]  
Sheet Number: A-116.01

Drawing Title  
FLOOR PLAN 15  
(MARKETING 16)

Drawing Number  
A-116.01





Client

Related Companies  
60 Columbus Circle  
New York, NY 10023  
Tel: 212.801.1000 Fax: 212.801.1048

Oxford Properties Group  
320 Park Avenue, 17th Floor  
New York, NY 10022  
Tel: 212.986.7514 Fax: 212.986.7510

Mitsui Fudosan America, Inc.  
1251 Avenue of the Americas, Suite 800  
New York, NY 10020  
Tel: 212.403.5600 Fax: 212.403.5657

Architect

Kohn Pedersen Fox Associates PC  
Architects & Planning Consultants  
11 West 42nd Street  
New York, New York 10036  
TEL: 212.977.6500 FAX: 212.956.2526

Structural Engineer

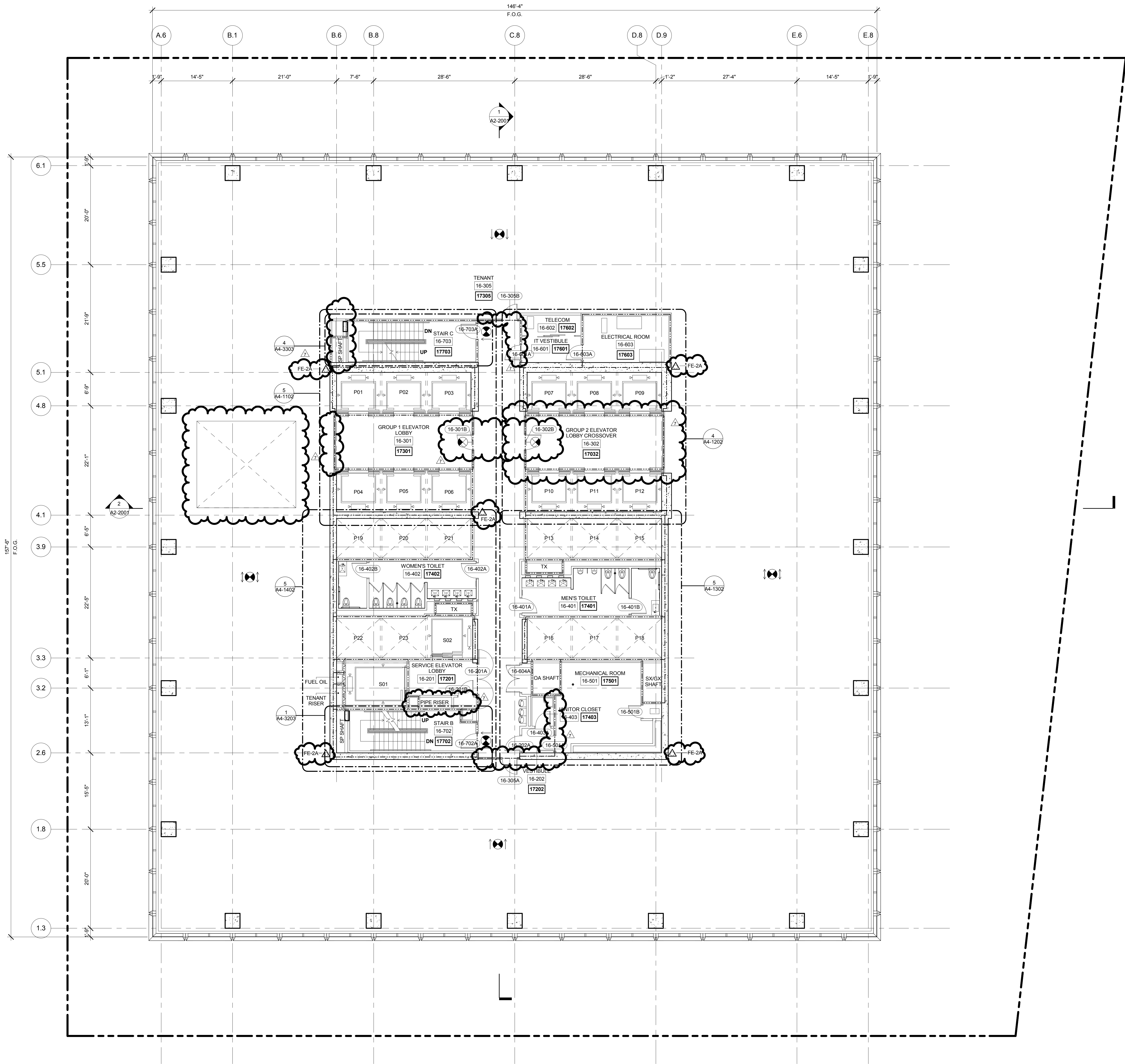
WSP  
228 East 45th Street, 3rd Floor  
New York, NY 10017  
Tel: 212.687.9888 Fax: 646.487.5501

Mechanical, Electrical, Plumbing, Fire Protection


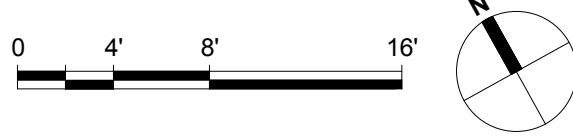
WSP  
512 Seventh Avenue  
New York, NY 10018  
Tel: 212.532.9600

A1-SERIES GENERAL NOTES

- G1. SEE DRAWING A6-0101 FOR PARTITION SCHEDULE AND SYMBOL DESCRIPTION.
- G2. SLAB TO SLAB SMOKE PARTITION AND DOORS AT ELEVATOR LOBBY ENCLOSURE BY TENANT. TENANT FIT OUT PARTITIONS ARE INDICATED:
- TFO: [Symbol]
- G3. GWB FINISH AT CORE BY TENANT.
- G4. FIRE RATED PARTITIONS ARE INDICATED:
- 1-HOUR: [Symbol]
- 2-HOUR: [Symbol]
- 3-HOUR: [Symbol]
- SEE A4-SERIES DRAWINGS FOR SPECIFIC PARTITION TYPES NOT IDENTIFIED IN THIS PLAN SERIES.
- G5. WALLS REQUIRED FOR TCO ARE INDICATED:
- ALT TCO: [Symbol]



1 LEVEL 16 PLAN  
SCALE: 1/8" = 1'-0"



Issue Date: 04/03/2015  
Project No:  
Drawn By:  
Sheet Number: A-117.01

Drawing Title:  
FLOOR PLAN 16  
(MARKETING 17)

Drawing Number:  
A-117.01







55 HUDSON YARDS

Address  
550 W 34th St  
New York, NY 10001



Client

Related Companies  
60 Columbus Circle  
New York, NY 10023  
Tel: 212.801.1000 Fax: 212.801.1048

Oxford Properties Group  
320 Park Avenue, 17th Floor  
New York, NY 10022  
Tel: 212.986.7514 Fax: 212.986.7510

Mitsui Fudosan America, Inc.  
1251 Avenue of the Americas, Suite 800  
New York, NY 10020  
Tel: 212.403.5600 Fax: 212.403.5657

Architect

Kohn Pedersen Fox Associates PC  
Architects & Planning Consultants  
11 West 42nd Street  
New York, New York 10036  
TEL: 212.977.6500 FAX: 212.956.2526

Structural Engineer

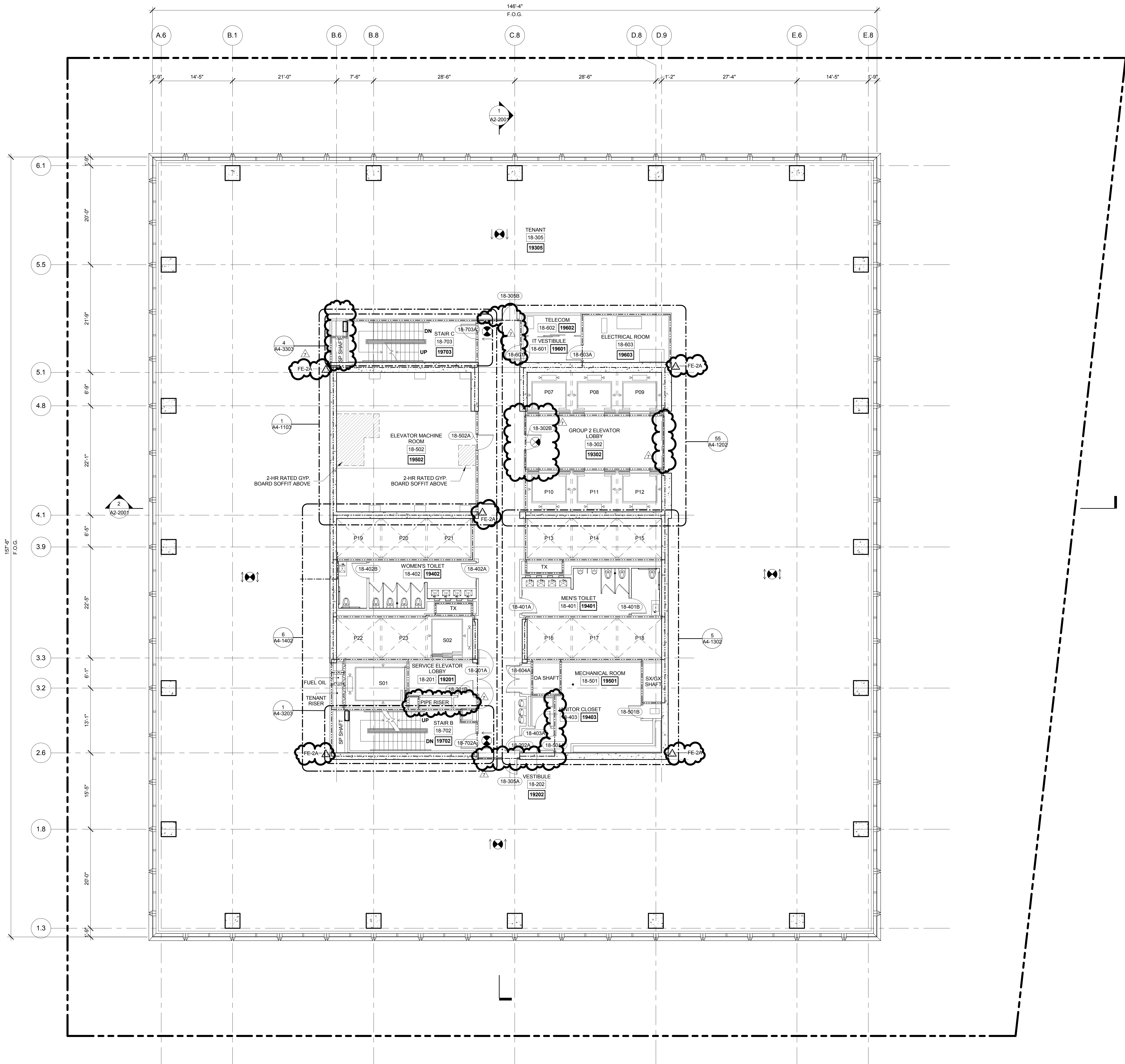
WSP  
228 East 45th Street, 3rd Floor  
New York, NY 10017  
Tel: 212.687.9888 Fax: 646.487.5501

Mechanical, Electrical, Plumbing, Fire Protection

WSP  
512 Seventh Avenue  
New York, NY 10018  
Tel: 212.552.9600

A1-SERIES GENERAL NOTES

- G1. SEE DRAWING A6-0101 FOR PARTITION SCHEDULE AND SYMBOL DESCRIPTION.
- G2. SLAB TO SLAB SMOKE PARTITION AND DOORS AT ELEVATOR LOBBY ENCLOSURE BY TENANT. TENANT FIT OUT PARTITIONS ARE INDICATED:
- TFO: [Symbol]
- G3. GWB FINISH AT CORE BY TENANT.
- G4. FIRE RATED PARTITIONS ARE INDICATED:
- 1-HOUR: [Symbol]
- 2-HOUR: [Symbol]
- 3-HOUR: [Symbol]
- SEE A4-SERIES DRAWINGS FOR SPECIFIC PARTITION TYPES NOT IDENTIFIED IN THIS PLAN SERIES.
- G5. WALLS REQUIRED FOR TCO ARE INDICATED:
- ALT TCO: [Symbol]




LEVEL 18 PLAN  
SCALE: 1/8" = 1'-0"



7	PLAN APPROVAL AMENDMENT	08/04/2017
2	D.O.B. BUILDING PERMIT FILING	05/11/2015
No.	Description	Date

Key Plan



Drawing Title  
**FLOOR PLAN 18  
(MARKETING 19)**

Drawing Number  
**A-119.01**



*Address*  
550 W 34th St.  
New York, NY 10001



*Client*

Related Companies  
60 Columbus Circle  
New York, NY 10023  
Tel: 212.801.1000 Fax: 212.801.1048

Oxford Properties Group  
320 Park Avenue, 17th Floor  
New York, NY 10022  
Tel: 212.986.7514 Fax: 212.986.7510

Mitsui Fudosan America, Inc.  
1251 Avenue of the Americas, Suite 800  
New York, NY 10020  
Tel: 212.403.5600 Fax: 212.403.5657

**Architect**  
Kohn Pedersen Fox Associates PC  
Architects & Planning Consultants  
11 West 42nd Street  
New York, New York 10036  
TEL: 212.977.6500 FAX: 212.956.2520

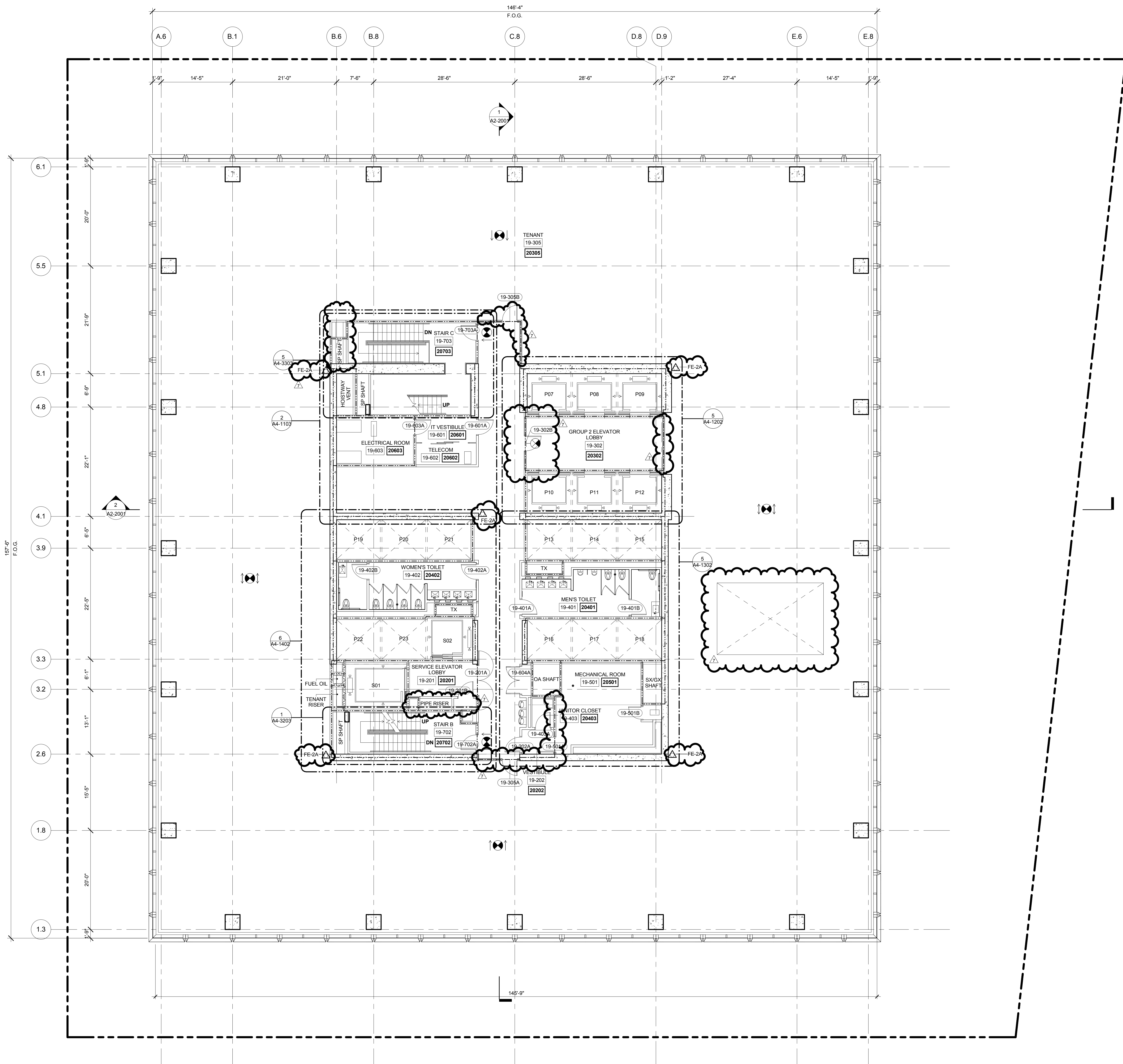
*Structural Engineer*

WSP  
228 East 45th Street, 3rd Floor  
New York, NY 10017  
Tel: 212.687.9888 Fax: 646.487.5501

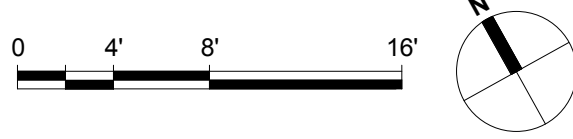
*Mechanical, Electrical, Plumbing, Fire Protection*

WSP  
512 Seventh Avenue  
New York, NY 10018  
Tel: 212.532.9600

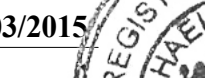
- A1-SERIES GENERAL NOTES**
- G1. SEE DRAWING A6-0101 FOR PARTITION SCHEDULE AND SYMBOL DESCRIPTION.
- G2. SLAB TO SLAB MOUNT PARTITION AND DOOR AT ELEVATOR LOBBY ENCLOSURE BY TENANT. TENANT FIT OUT PARTITIONS ARE INDICATED:  
TFO: [ ] [ ] [ ] [ ] [ ] [ ] [ ] [ ] [ ] [ ]
- G3. GWB FINISH AT CORE BY TENANT.
- G4. FIRE RATED PARTITIONS ARE INDICATED:  
1-HOUR: [ ] [ ] [ ] [ ] [ ] [ ] [ ] [ ] [ ] [ ]  
2-HOUR: [ ] [ ] [ ] [ ] [ ] [ ] [ ] [ ] [ ] [ ]  
3-HOUR: [ ] [ ] [ ] [ ] [ ] [ ] [ ] [ ] [ ] [ ]
- SEE A4-SERIES DRAWINGS FOR SPECIFIC PARTITION TYPES NOT IDENTIFIED IN THIS PLAN SERIES
- G5. WALLS REQUIRED FOR FLOOR ARE INDICATED  
ALT TCO: [ ] [ ] [ ] [ ] [ ] [ ] [ ] [ ] [ ] [ ]



**1 LEVEL 19 PLAN**  
SCALE: 1/8" = 1'-0"



Issue Date: **04/03/2015**  
Project No.:  
Drawn By:  
Sheet Number: **A-120.01**



*Drawing Title*

**FLOOR PLAN 19**  
**(MARKETING 20)**

Dwivedi et al.

**FLOOR PLAN 19  
(MARKETING 20)**

Drawing Number  
**A-120.01**

SHEET 21 of 128



55 HUDSON YARDS

Address  
550 W 34th St  
New York, NY 10001



Client

Related Companies  
60 Columbus Circle  
New York, NY 10023  
Tel: 212.801.1000 Fax: 212.801.1048

Oxford Properties Group  
320 Park Avenue, 17th Floor  
New York, NY 10022  
Tel: 212.986.7514 Fax: 212.986.7510

Mitsui Fudosan America, Inc.  
1251 Avenue of the Americas, Suite 800  
New York, NY 10020  
Tel: 212.403.5600 Fax: 212.403.5657

Architect

Kohn Pedersen Fox Associates PC  
Architects & Planning Consultants  
11 West 42nd Street  
New York, New York 10036  
TEL: 212.977.6500 FAX: 212.956.2526

Structural Engineer

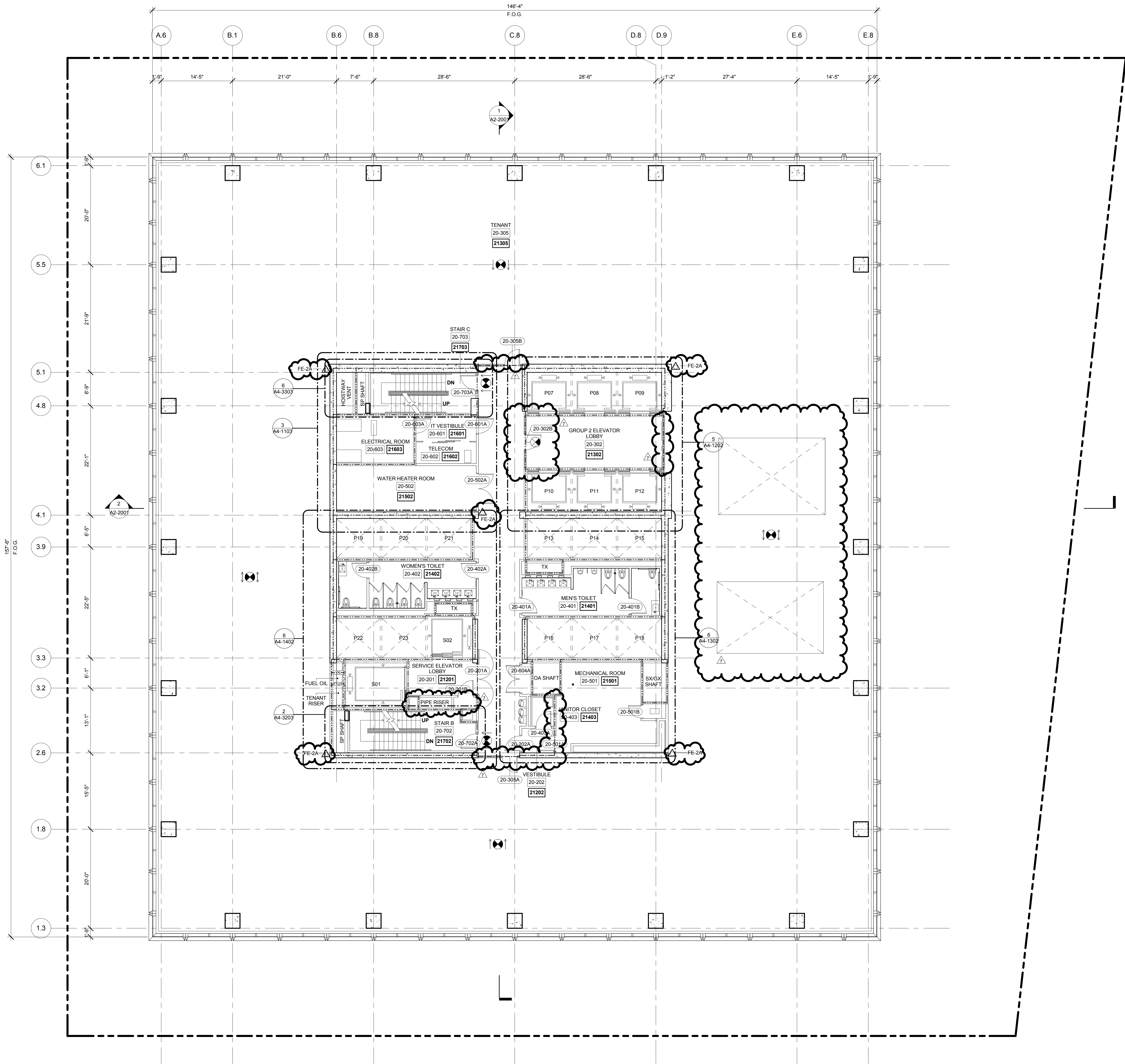
WSP  
228 East 45th Street, 3rd Floor  
New York, NY 10017  
Tel: 212.687.9888 Fax: 646.487.5501

Mechanical, Electrical, Plumbing, Fire Protection


WSP  
512 Seventh Avenue  
New York, NY 10018  
Tel: 212.532.9600

A1-SERIES GENERAL NOTES

- SEE DRAWING A6-0101 FOR PARTITION SCHEDULE AND SYMBOL DESCRIPTION.
- SLAB TO SLAB SMOKE PARTITION AND DOORS AT ELEVATOR LOBBY ENCLOSURE BY TENANT. TENANT FIT OUT PARTITIONS ARE INDICATED:  
TFO: [Symbol]
- GWB FINISH AT CORE BY TENANT.
- FIRE RATED PARTITIONS ARE INDICATED:  
1-HOUR: [Symbol]  
2-HOUR: [Symbol]  
3-HOUR: [Symbol]  
SEE A4-SERIES DRAWINGS FOR SPECIFIC PARTITION TYPES NOT IDENTIFIED IN THIS PLAN SERIES.
- WALLS REQUIRED FOR TCO ARE INDICATED:  
ALT TCO: [Symbol]



1 LEVEL 20 PLAN  
SCALE: 1/8" = 1'-0"



Issue Date: 04/03/2015  
Project No:  
Drawn By:  
Sheet Number: A-121.01

Drawing Title:  
FLOOR PLAN 20  
(MARKETING 21)

Drawing Number:  
A-121.01



Address  
550 W 34th St.  
New York, NY 10001



*Client*

Related Companies  
60 Columbus Circle  
New York, NY 10023  
Tel: 212.801.1000 Fax: 212.801.1048

Oxford Properties Group  
320 Park Avenue, 17th Floor  
New York, NY 10022  
Tel: 212.986.7514 Fax: 212.986.7510

Mitsui Fudosan America, Inc.  
1251 Avenue of the Americas, Suite 800  
New York, NY 10020  
Tel: 212.403.5600 Fax: 212.403.5657

*Architect*  
Kohn Pedersen Fox Associates PC  
Architects & Planning Consultants  
11 West 42nd Street  
New York, New York 10036  
TEL: 212.977.6500 FAX: 212.956.2526

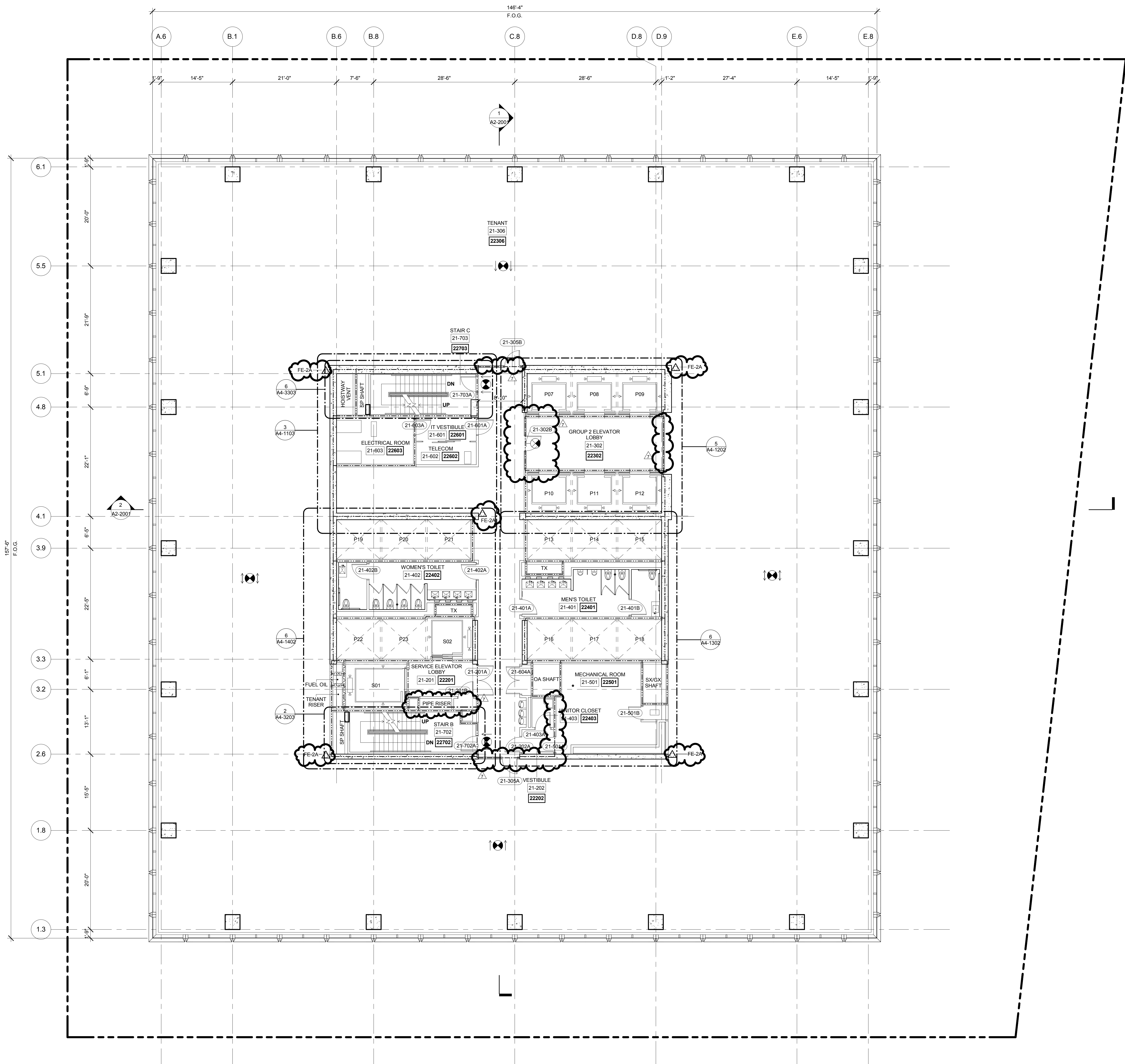
*Structural Engineer*

WSP  
228 East 45th Street, 3rd Floor  
New York, NY 10017  
Tel: 212.687.9888 Fax: 646.487.5501

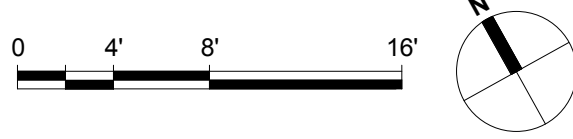
*Mechanical, Electrical, Plumbing, Fire Protection*

WSP  
512 Seventh Avenue  
New York, NY 10018  
Tel: 212.532.9600

- A1-SERIES GENERAL NOTES**
- G1. SEE DRAWING A6-0101 FOR PARTITION SCHEDULE AND SYMBOL DESCRIPTION.
- G2. SLAB TO SLAB MAKE PARTITION AND DOOR AT ELEVATOR LOBBY ENCLOSURE BY TENANT. TENANT FIT OUT PARTITIONS ARE INDICATED:  
TFO: [ ] [ ] [ ] [ ] [ ] [ ] [ ] [ ] [ ] [ ]
- G3. GWB FINISH AT CORE BY TENANT.
- G4. FIRE RATED PARTITIONS ARE INDICATED:  
1-HOUR: [ ] [ ] [ ] [ ] [ ] [ ] [ ] [ ] [ ] [ ]  
2-HOUR: [ ] [ ] [ ] [ ] [ ] [ ] [ ] [ ] [ ] [ ]  
3-HOUR: [ ] [ ] [ ] [ ] [ ] [ ] [ ] [ ] [ ] [ ]
- SEE A4-SERIES DRAWINGS FOR SPECIFIC PARTITION TYPES NOT IDENTIFIED IN THIS PLAN SERIES
- G5. WALLS REQUIRED FOR FLOOR ARE INDICATED  
ALT TCO: [ ] [ ] [ ] [ ] [ ] [ ] [ ] [ ] [ ] [ ]



**1** LEVEL 21 PLAN  
SCALE: 1/8" = 1'-0"



Issue Date: **04/03/2015**

Project No. \_\_\_\_\_

Drawn By: \_\_\_\_\_

Sheet Number: **A-122.01**

REGISTERED ARCHITECT  
MICHAEL D. GREER  
NO. 027052  
STATE OF NEW YORK

**FLOOR PLAN 21  
(MARKETING 22)**

#### Drawing Number

A-122.01

SHEET 23 of 128



Address  
550 W 34th St.  
New York, NY 10001



Client

Related Companies  
60 Columbus Circle  
New York, NY 10023  
Tel: 212.801.1000 Fax: 212.801.1048

Oxford Properties Group  
320 Park Avenue, 17th Floor  
New York, NY 10022  
Tel: 212.986.7514 Fax: 212.986.7510

Mitsui Fudosan America, Inc.  
1251 Avenue of the Americas, Suite 800  
New York, NY 10020  
Tel: 212.403.5600 Fax: 212.403.5657

Architect  
Kohn Pedersen Fox Associates PC  
Architects & Planning Consultants  
11 West 42nd Street  
New York, New York 10036  
TEL: 212.977.6500 FAX: 212.956.2526

Structural Engineer

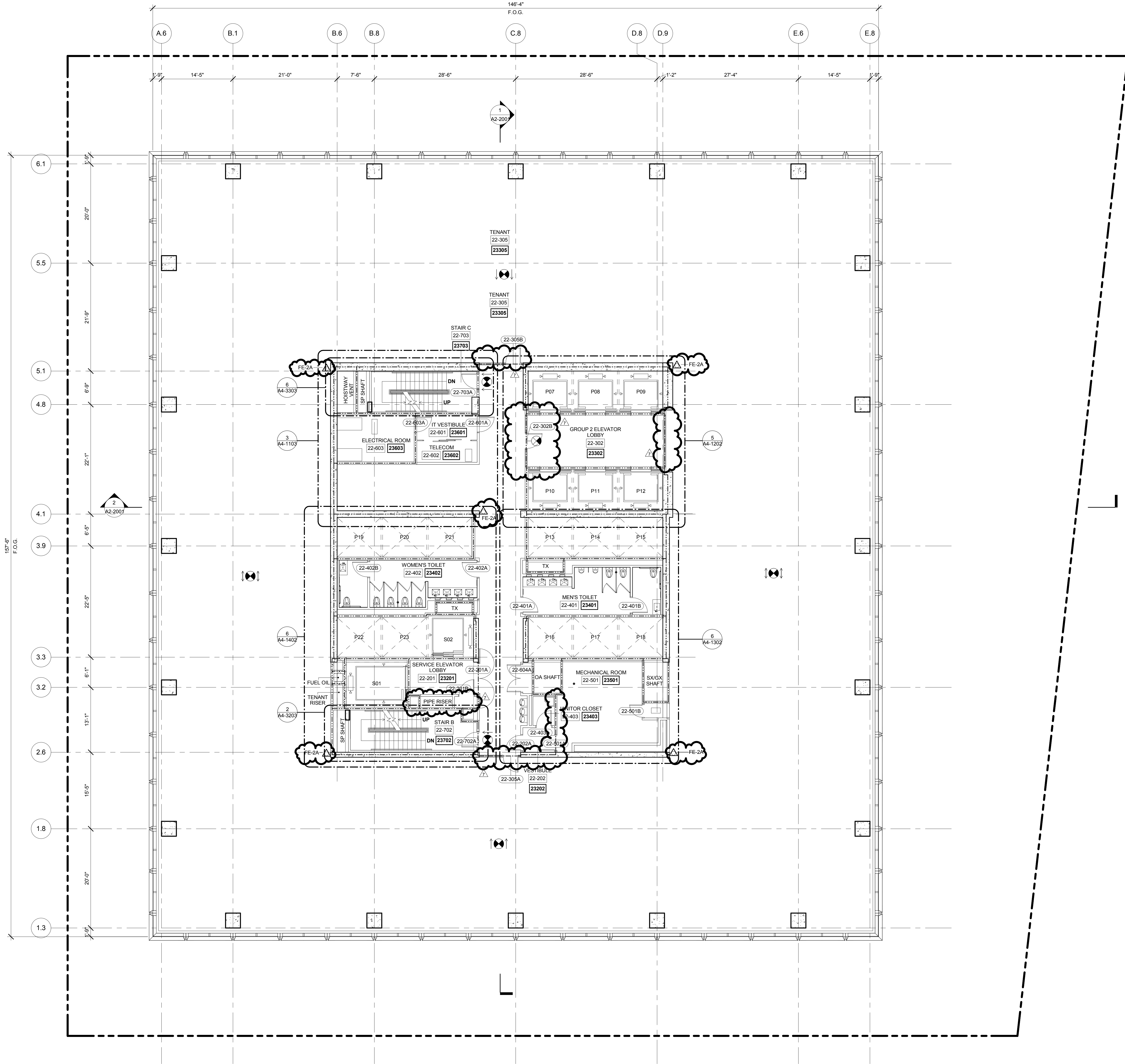
WSP  
228 East 45th Street, 3rd Floor  
New York, NY 10017  
Tel: 212.687.9888 Fax: 646.487.5501

Mechanical, Electrical, Plumbing, Fire Protection

WSP  
512 Seventh Avenue  
New York, NY 10018  
Tel: 212.532.9600

A1-SERIES GENERAL NOTES

- SEE DRAWING A6-0101 FOR PARTITION SCHEDULE AND SYMBOL DESCRIPTION.
- SLAB TO SLAB SMOKE PARTITION AND DOORS AT ELEVATOR LOBBY ENCLOSURE BY TENANT. TENANT FIT OUT PARTITIONS ARE INDICATED:  
TFO: [Symbol]
- GWB FINISH AT CORE BY TENANT.
- FIRE RATED PARTITIONS ARE INDICATED:  
1-HOUR: [Symbol]  
2-HOUR: [Symbol]  
3-HOUR: [Symbol]  
SEE A4-SERIES DRAWINGS FOR SPECIFIC PARTITION TYPES NOT IDENTIFIED IN THIS PLAN SERIES.
- WALLS REQUIRED FOR TCO ARE INDICATED:  
ALT TCO: [Symbol]





55 HUDSON YARDS

Address  
550 W 34th St.  
New York, NY 10001



Client

Related Companies  
60 Columbus Circle  
New York, NY 10023  
Tel: 212.801.1000 Fax: 212.801.1048

Oxford Properties Group  
320 Park Avenue, 17th Floor  
New York, NY 10022  
Tel: 212.986.7514 Fax: 212.986.7510

Mitsui Fudosan America, Inc.  
1251 Avenue of the Americas, Suite 800  
New York, NY 10020  
Tel: 212.403.5600 Fax: 212.403.5657

Architect

Kohn Pedersen Fox Associates PC  
Architects & Planning Consultants  
11 West 42nd Street  
New York, New York 10036  
TEL: 212.977.6500 FAX: 212.956.2526

Structural Engineer

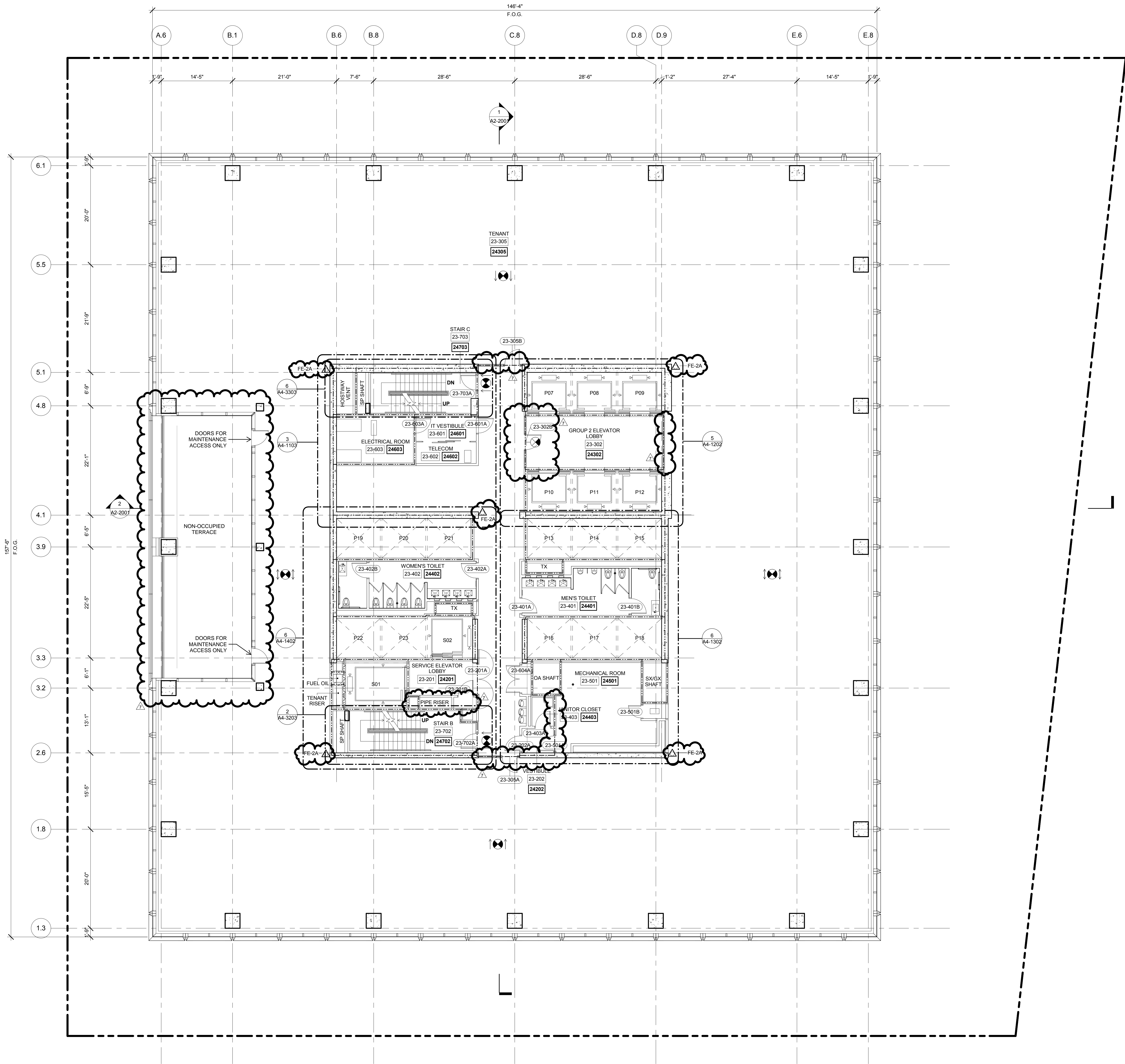
WSP  
228 East 45th Street, 3rd Floor  
New York, NY 10017  
Tel: 212.687.9888 Fax: 646.487.5501

Mechanical, Electrical, Plumbing, Fire Protection


WSP  
512 Seventh Avenue  
New York, NY 10018  
Tel: 212.532.9600

A1-SERIES GENERAL NOTES

- G1. SEE DRAWING A6-0101 FOR PARTITION SCHEDULE AND SYMBOL DESCRIPTION.
- G2. SLAB TO SLAB SMOKE PARTITION AND DOORS AT ELEVATOR LOBBY ENCLOSURE BY TENANT. TENANT FIT OUT PARTITIONS ARE INDICATED:  
TFO: [Symbol]
- G3. GWB FINISH AT CORE BY TENANT.
- G4. FIRE RATED PARTITIONS ARE INDICATED:  
1-HOUR: [Symbol]  
2-HOUR: [Symbol]  
3-HOUR: [Symbol]
- SEE A4-SERIES DRAWINGS FOR SPECIFIC PARTITION TYPES NOT IDENTIFIED IN THIS PLAN SERIES.
- G5. WALLS REQUIRED FOR TCO ARE INDICATED:  
ALT TCO: [Symbol]



1 LEVEL 23 PLAN  
SCALE: 1/8" = 1'-0"



Issue Date: 04/03/2015  
Project No:  
Drawn By:  
Sheet Number: A-124.01

Drawing Title  
**FLOOR PLAN 23  
(MARKETING 24)**

Drawing Number  
**A-124.01**

SHEET 25 of 128



55 HUDSON YARDS

Address  
550 W 34th St  
New York, NY 10001



Client

Related Companies  
60 Columbus Circle  
New York, NY 10023  
Tel: 212.801.1000 Fax: 212.801.1048

Oxford Properties Group  
320 Park Avenue, 17th Floor  
New York, NY 10022  
Tel: 212.986.7514 Fax: 212.986.7510

Mitsui Fudosan America, Inc.  
1251 Avenue of the Americas, Suite 800  
New York, NY 10020  
Tel: 212.403.5600 Fax: 212.403.5657

Architect

Kohn Pedersen Fox Associates PC  
Architects & Planning Consultants  
11 West 42nd Street  
New York, New York 10036  
TEL: 212.977.6500 FAX: 212.956.2526

Structural Engineer

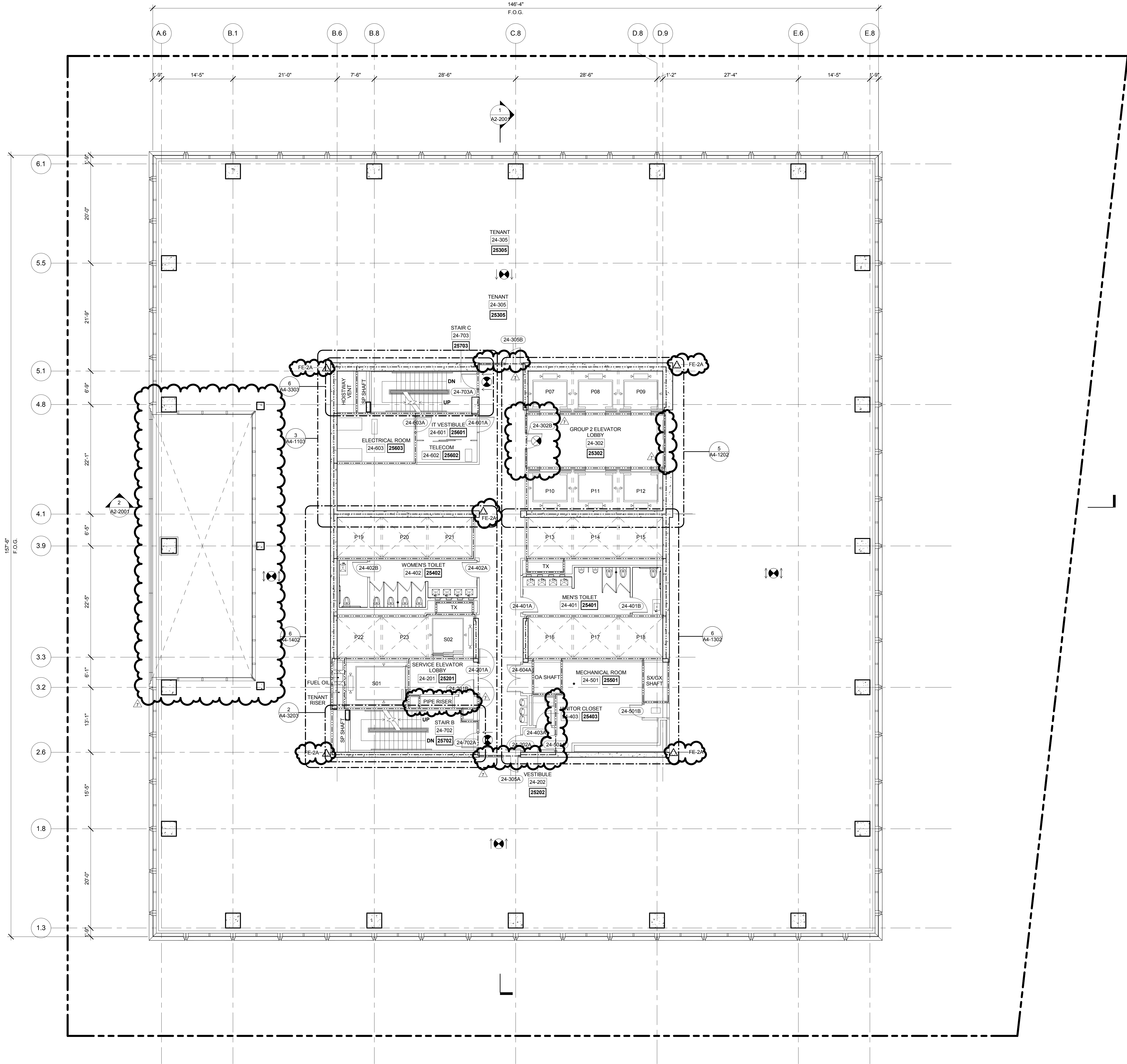
WSP  
228 East 45th Street, 3rd Floor  
New York, NY 10017  
Tel: 212.687.9888 Fax: 646.487.5501

Mechanical, Electrical, Plumbing, Fire Protection


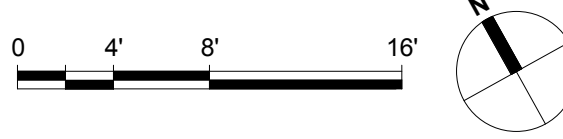
WSP  
512 Seventh Avenue  
New York, NY 10018  
Tel: 212.532.9600

A1-SERIES GENERAL NOTES

- G1. SEE DRAWING A6-0101 FOR PARTITION SCHEDULE AND SYMBOL DESCRIPTION.
- G2. SLAB TO SLAB SMOKE PARTITION AND DOORS AT ELEVATOR LOBBY ENCLOSURE BY TENANT. TENANT FIT OUT PARTITIONS ARE INDICATED:  
TFO: [Symbol]
- G3. GWS FINISH AT CORE BY TENANT.
- G4. FIRE RATED PARTITIONS ARE INDICATED:  
1-HOUR: [Symbol]  
2-HOUR: [Symbol]  
3-HOUR: [Symbol]
- SEE A4-SERIES DRAWINGS FOR SPECIFIC PARTITION TYPES NOT IDENTIFIED IN THIS PLAN SERIES.
- G5. WALLS REQUIRED FOR TCO ARE INDICATED:  
ALT TCO: [Symbol]



LEVEL 24 PLAN  
SCALE: 1/8" = 1'-0"



Date: 04/03/2015  
Project No:  
Drawn By:  
Sheet Number: A-125.01

Drawing Title:  
**FLOOR PLAN 24  
(MARKETING 25)**

Drawing Number:  
**A-125.01**



55 HUDSON YARDS

Address  
550 W 34th St.  
New York, NY 10001



Client

Related Companies  
60 Columbus Circle  
New York, NY 10023  
Tel: 212.801.1000 Fax: 212.801.1048

Oxford Properties Group  
320 Park Avenue, 17th Floor  
New York, NY 10022  
Tel: 212.986.7514 Fax: 212.986.7510

Mitsui Fudosan America, Inc.  
1251 Avenue of the Americas, Suite 800  
New York, NY 10020  
Tel: 212.403.5600 Fax: 212.403.5657

Architect  
Kohn Pedersen Fox Associates PC  
Architects & Planning Consultants  
11 West 42nd Street  
New York, New York 10036  
TEL: 212.977.6500 FAX: 212.956.2526

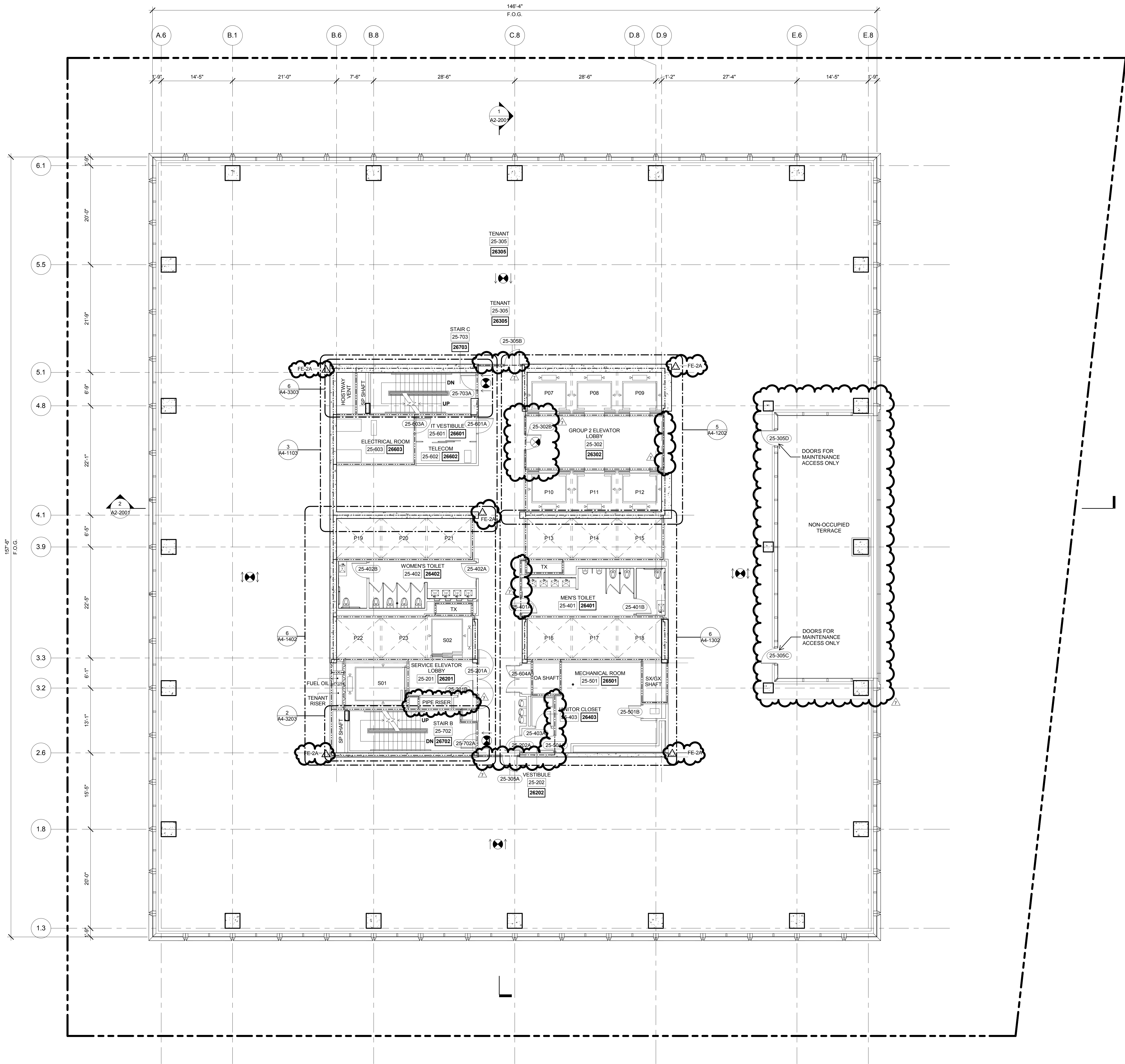
Structural Engineer

WSP  
228 East 45th Street, 3rd Floor  
New York, NY 10017  
Tel: 212.687.9888 Fax: 646.487.5501

Mechanical, Electrical, Plumbing, Fire Protection

WSP  
512 Seventh Avenue  
New York, NY 10018  
Tel: 212.532.9600

- A1-SERIES GENERAL NOTES
- G1. SEE DRAWING A6-0101 FOR PARTITION SCHEDULE AND SYMBOL DESCRIPTION.
- G2. SLAB TO SLAB SMOKE PARTITION AND DOORS AT ELEVATOR LOBBY ENCLOSURE BY TENANT. TENANT FIT OUT PARTITIONS ARE INDICATED:  
TFO: [Symbol] [Symbol] [Symbol] [Symbol] [Symbol] [Symbol]
- G3. GWB FINISH AT CORE BY TENANT.
- G4. FIRE RATED PARTITIONS ARE INDICATED:  
1-HOUR: [Symbol]  
2-HOUR: [Symbol]  
3-HOUR: [Symbol]
- SEE A4-SERIES DRAWINGS FOR SPECIFIC PARTITION TYPES NOT IDENTIFIED IN THIS PLAN SERIES.
- G5. WALLS REQUIRED FOR TCO ARE INDICATED:  
ALT TCO: [Symbol]





55 HUDSON YARDS

Address  
550 W 34th St  
New York, NY 10001



Client

Related Companies  
60 Columbus Circle  
New York, NY 10023  
Tel: 212.801.1000 Fax: 212.801.1048

Oxford Properties Group  
320 Park Avenue, 17th Floor  
New York, NY 10022  
Tel: 212.986.7514 Fax: 212.986.7510

Mitsui Fudosan America, Inc.  
1251 Avenue of the Americas, Suite 800  
New York, NY 10020  
Tel: 212.403.5600 Fax: 212.403.5657

Architect

Kohn Pedersen Fox Associates PC  
Architects & Planning Consultants  
11 West 42nd Street  
New York, New York 10036  
TEL: 212.977.6500 FAX: 212.956.2526

Structural Engineer

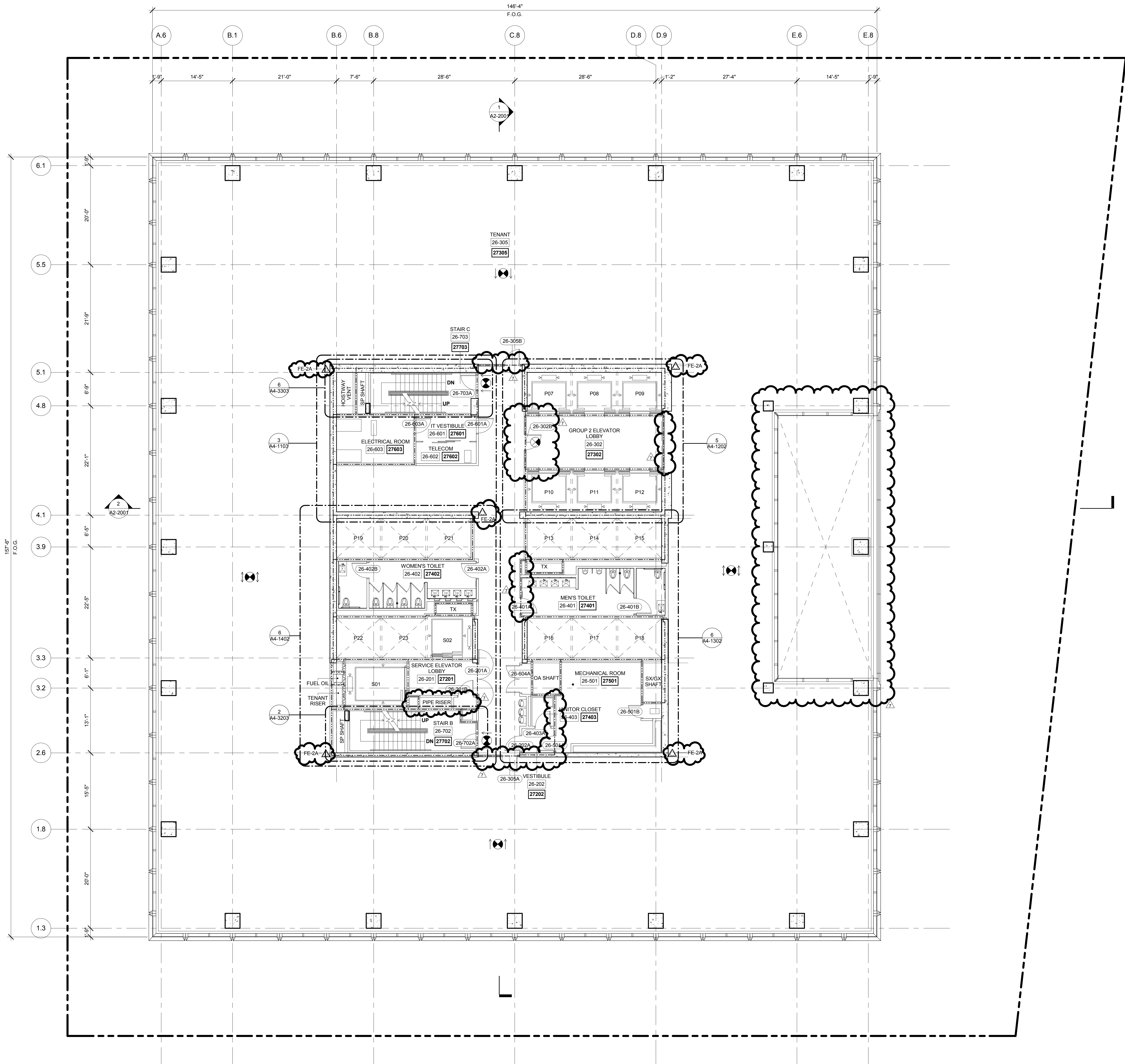
WSP  
228 East 45th Street, 3rd Floor  
New York, NY 10017  
Tel: 212.687.9888 Fax: 646.487.5501

Mechanical, Electrical, Plumbing, Fire Protection

WSP  
512 Seventh Avenue  
New York, NY 10018  
Tel: 212.532.9600

A1-SERIES GENERAL NOTES

- G1. SEE DRAWING A6-0101 FOR PARTITION SCHEDULE AND SYMBOL DESCRIPTION.
- G2. SLAB TO SLAB SMOKE PARTITION AND DOORS AT ELEVATOR LOBBY ENCLOSURE BY TENANT. TENANT FIT OUT PARTITIONS ARE INDICATED:  
TFO: [Symbol]
- G3. GWB FINISH AT CORE BY TENANT.
- G4. FIRE RATED PARTITIONS ARE INDICATED:  
1-HOUR: [Symbol]  
2-HOUR: [Symbol]  
3-HOUR: [Symbol]
- SEE A4-SERIES DRAWINGS FOR SPECIFIC PARTITION TYPES NOT IDENTIFIED IN THIS PLAN SERIES.
- G5. WALLS REQUIRED FOR TCO ARE INDICATED:  
ALT TCO: [Symbol]



1 LEVEL 26 PLAN  
SCALE: 1/8" = 1'-0"



7	PLAN APPROVAL AMENDMENT	08/04/2017
2	D.O.B. BUILDING PERMIT FILING	05/11/2015
No.	Description	Date

Key Plan



Date: 04/03/2015  
Project No.  
Drawn By  
Sheet Number  
A-127.01

Drawing Title

FLOOR PLAN 26  
(MARKETING 27)

Drawing Number

A-127.01

SHEET 28 of 128

© 2015 KOHN PEDERSEN FOX ASSOCIATES PC. All rights reserved.



55 HUDSON YARDS

Address  
550 W 34th St.  
New York, NY 10001



Client

Related Companies  
60 Columbus Circle  
New York, NY 10023  
Tel: 212.801.1000 Fax: 212.801.1048

Oxford Properties Group  
320 Park Avenue, 17th Floor  
New York, NY 10022  
Tel: 212.986.7514 Fax: 212.986.7510

Mitsui Fudosan America, Inc.  
1251 Avenue of the Americas, Suite 800  
New York, NY 10020  
Tel: 212.403.5600 Fax: 212.403.5657

Architect  
Kohn Pedersen Fox Associates PC  
Architects & Planning Consultants  
11 West 42nd Street  
New York, New York 10036  
TEL: 212.977.6500 FAX: 212.956.2526

Structural Engineer

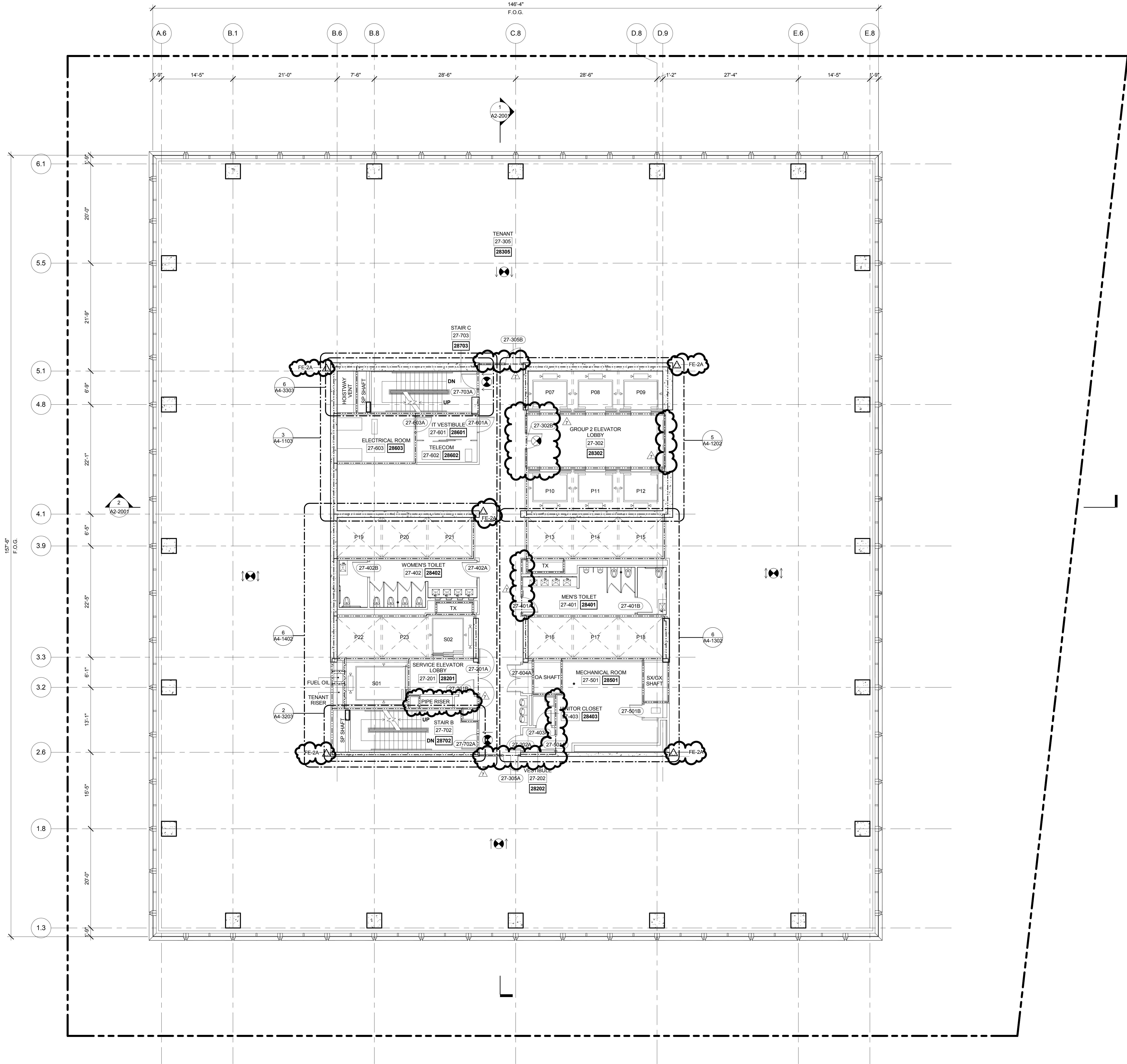
WSP  
228 East 45th Street, 3rd Floor  
New York, NY 10017  
Tel: 212.687.9888 Fax: 646.487.5501

Mechanical, Electrical, Plumbing, Fire Protection

WSP  
512 Seventh Avenue  
New York, NY 10018  
Tel: 212.532.9600

A1-SERIES GENERAL NOTES

- SEE DRAWING A6-0101 FOR PARTITION SCHEDULE AND SYMBOL DESCRIPTION.
- SLAB TO SLAB SMOKE PARTITION AND DOORS AT ELEVATOR LOBBY ENCLOSURE BY TENANT. TENANT FIT OUT PARTITIONS ARE INDICATED:  
TFO: [Symbol]
- GWB FINISH AT CORE BY TENANT.
- FIRE RATED PARTITIONS ARE INDICATED:  
1-HOUR: [Symbol]  
2-HOUR: [Symbol]  
3-HOUR: [Symbol]  
SEE A4-SERIES DRAWINGS FOR SPECIFIC PARTITION TYPES NOT IDENTIFIED IN THIS PLAN SERIES.
- WALLS REQUIRED FOR TCO ARE INDICATED:  
ALT TCO: [Symbol]




1 LEVEL 27 PLAN  
SCALE: 1/8" = 1'-0"



7	PLAN APPROVAL AMENDMENT	08/04/2017
2	D.O.B. BUILDING PERMIT FILING	05/11/2015
No.	Description	Date

Key Plan



Date: 04/03/2015  
Project No.  
Drawn By  
Sheet Number  
A-128.01

Drawing Title

FLOOR PLAN 27  
(MARKETING 28)

Drawing Number

A-128.01

SHEET 29 of 128

© 2015 KOHN PEDERSEN FOX ASSOCIATES PC. All rights reserved.



55 HUDSON YARDS

Address  
550 W 34th St.  
New York, NY 10001



Client

Related Companies  
60 Columbus Circle  
New York, NY 10023  
Tel: 212.801.1000 Fax: 212.801.1048

Oxford Properties Group  
320 Park Avenue, 17th Floor  
New York, NY 10022  
Tel: 212.986.7514 Fax: 212.986.7510

Mitsui Fudosan America, Inc.  
1251 Avenue of the Americas, Suite 800  
New York, NY 10020  
Tel: 212.403.5600 Fax: 212.403.5657

Architect

Kohn Pedersen Fox Associates PC  
Architects & Planning Consultants  
11 West 42nd Street  
New York, New York 10036  
TEL: 212.977.6500 FAX: 212.956.2526

Structural Engineer

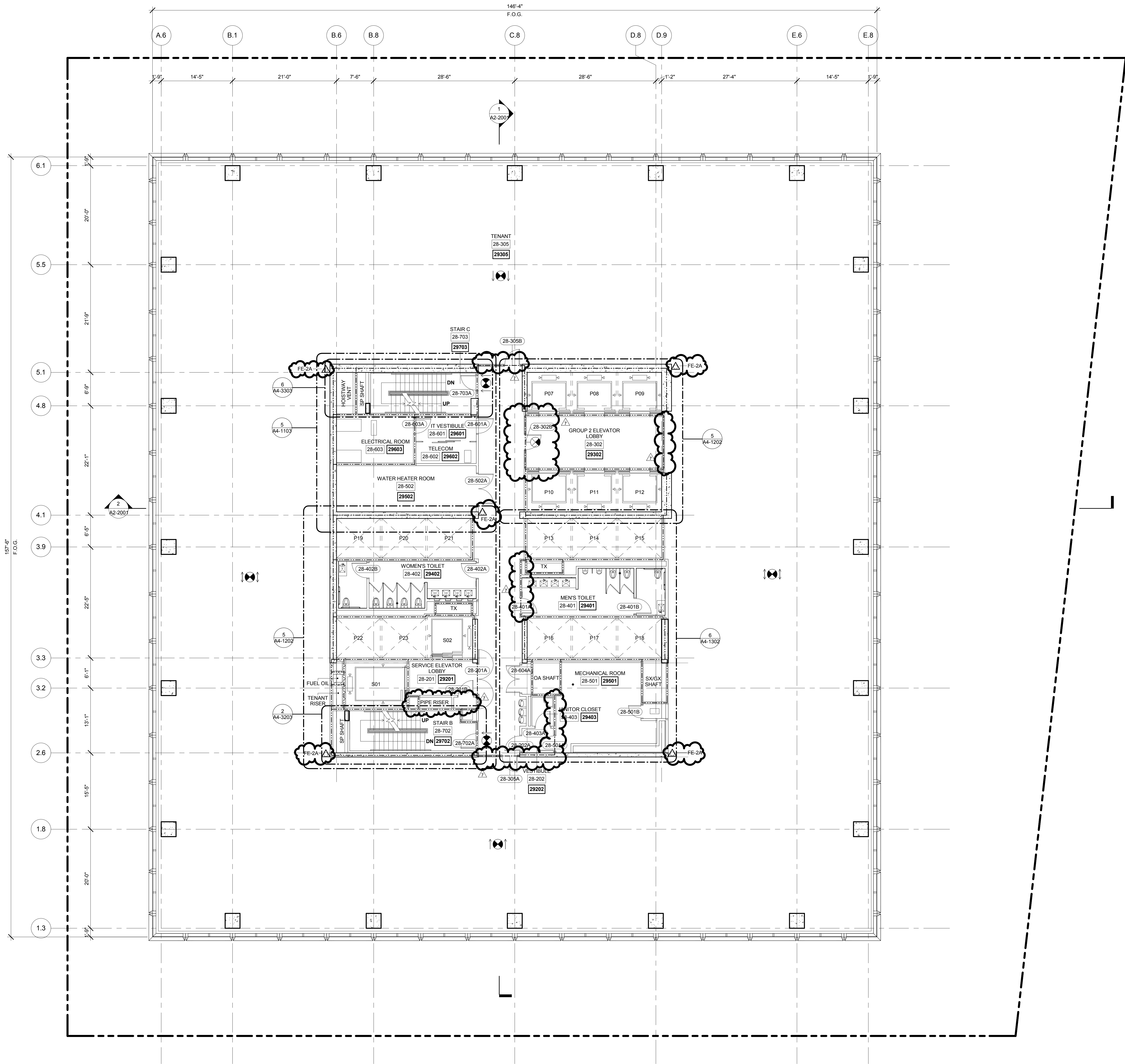
WSP  
228 East 45th Street, 3rd Floor  
New York, NY 10017  
Tel: 212.687.9888 Fax: 646.487.5501

Mechanical, Electrical, Plumbing, Fire Protection


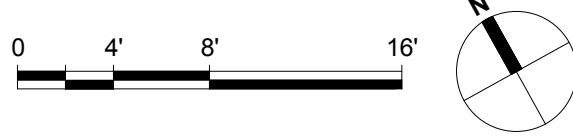
WSP  
512 Seventh Avenue  
New York, NY 10018  
Tel: 212.532.9600

A1-SERIES GENERAL NOTES

- SEE DRAWING A6-0101 FOR PARTITION SCHEDULE AND SYMBOL DESCRIPTION.
- SLAB TO SLAB SMOKE PARTITION AND DOORS AT ELEVATOR LOBBY ENCLOSURE BY TENANT. TENANT FIT OUT PARTITIONS ARE INDICATED:  
TFO: [Symbol]
- GWB FINISH AT CORE BY TENANT.
- FIRE RATED PARTITIONS ARE INDICATED:  
1-HOUR: [Symbol]  
2-HOUR: [Symbol]  
3-HOUR: [Symbol]  
SEE A4-SERIES DRAWINGS FOR SPECIFIC PARTITION TYPES NOT IDENTIFIED IN THIS PLAN SERIES.
- WALLS REQUIRED FOR TCO ARE INDICATED:  
ALT TCO: [Symbol]



1 LEVEL 28 PLAN  
SCALE: 1/8" = 1'-0"



Issue Date: 04/03/2015  
Project No:  
Drawn By:  
Sheet Number: A-129.01

Drawing Title: FLOOR PLAN 28 (MARKETING 29)  
Drawing Number: A-129.01



55 HUDSON YARDS

Address  
550 W 34th St  
New York, NY 10001



Client

Related Companies  
60 Columbus Circle  
New York, NY 10023  
Tel: 212.801.1000 Fax: 212.801.1048

Oxford Properties Group  
320 Park Avenue, 17th Floor  
New York, NY 10022  
Tel: 212.986.7514 Fax: 212.986.7510

Mitsui Fudosan America, Inc.  
1251 Avenue of the Americas, Suite 800  
New York, NY 10020  
Tel: 212.403.5600 Fax: 212.403.5657

Architect

Kohn Pedersen Fox Associates PC  
Architects & Planning Consultants  
11 West 42nd Street  
New York, New York 10036  
TEL: 212.977.6500 FAX: 212.956.2526

Structural Engineer

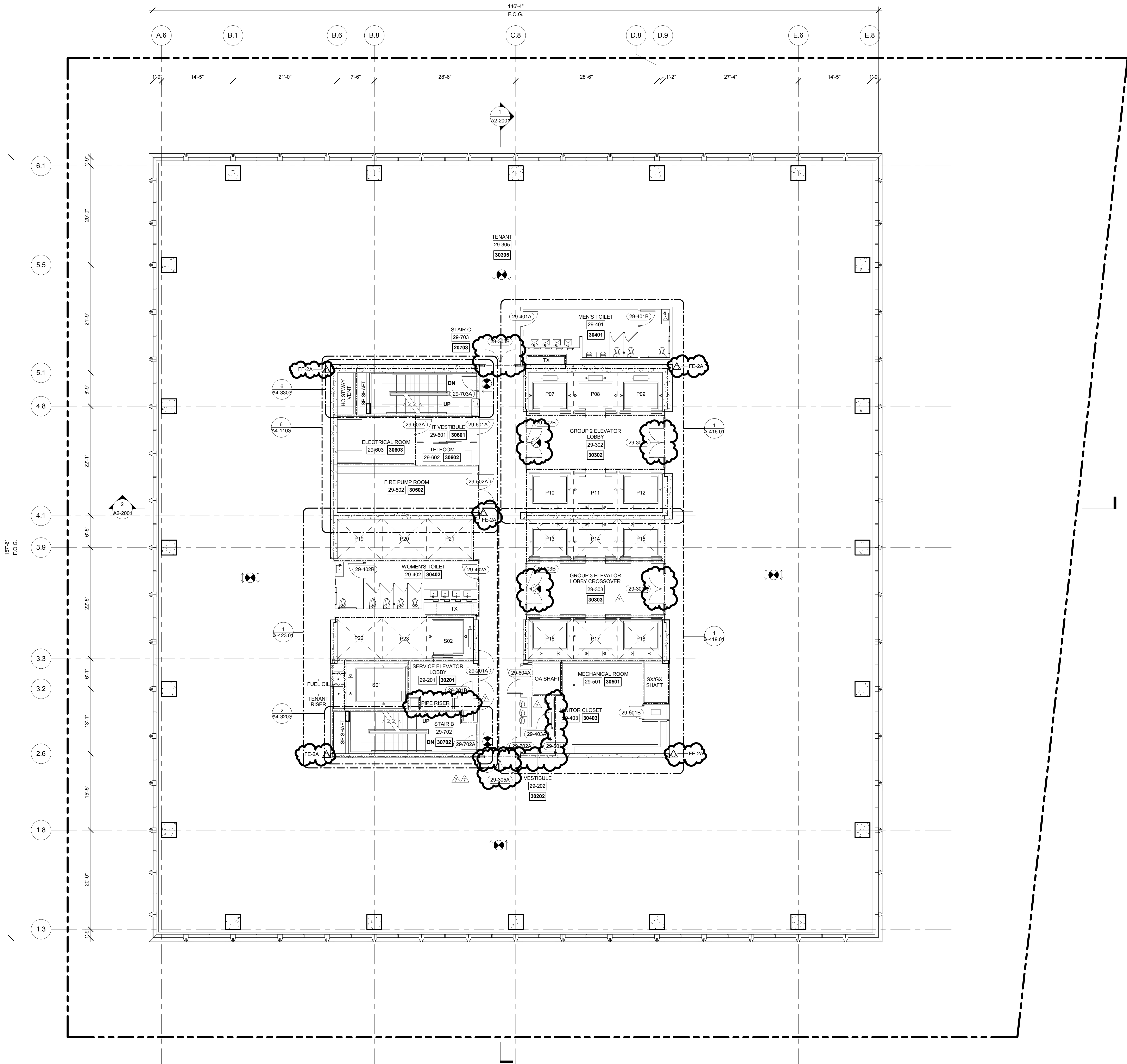
WSP  
228 East 45th Street, 3rd Floor  
New York, NY 10017  
Tel: 212.687.9888 Fax: 646.487.5501

Mechanical, Electrical, Plumbing, Fire Protection


WSP  
512 Seventh Avenue  
New York, NY 10018  
Tel: 212.532.9600

A1-SERIES GENERAL NOTES

- SEE DRAWING A6-0101 FOR PARTITION SCHEDULE AND SYMBOLS DESCRIPTION.
- SLAB TO SLAB SMOKE PARTITION AND DOORS AT ELEVATOR LOBBY ENCLOSURE BY TENANT. TENANT FIT OUT PARTITIONS ARE INDICATED:  
TFO: [Symbol]
- GWB FINISH AT CORE BY TENANT.
- FIRE RATED PARTITIONS ARE INDICATED:  
1-HOUR: [Symbol]  
2-HOUR: [Symbol]  
3-HOUR: [Symbol]  
SEE A4-SERIES DRAWINGS FOR SPECIFIC PARTITION TYPES NOT IDENTIFIED IN THIS PLAN SERIES.
- WALLS REQUIRED FOR TCO ARE INDICATED:  
ALT TCO: [Symbol]



1 GROUP 2/3 CROSSOVER, LEVEL 29 PLAN  
SCALE: 1/8" = 1'-0"



Drawing Title  
**FLOOR PLAN 29  
(MARKETING 30)**

Drawing Number

**A-130.01**



*Address*  
550 W 34th St.  
New York, NY 10001



Client

Related Companies  
60 Columbus Circle  
New York, NY 10023  
Tel: 212.801.1000 Fax: 212.801.1048

Oxford Properties Group  
320 Park Avenue, 17th Floor  
New York, NY 10022  
Tel: 212.986.7514 Fax: 212.986.7510

Mitsui Fudosan America, Inc.  
1251 Avenue of the Americas, Suite 800  
New York, NY 10020  
Tel: 212.403.5600 Fax: 212.403.5657

*Architect*  
Kohn Pedersen Fox Associates PC  
Architects & Planning Consultants  
11 West 42nd Street  
New York, New York 10036  
TEL: 212.977.6500 FAX: 212.956.2526

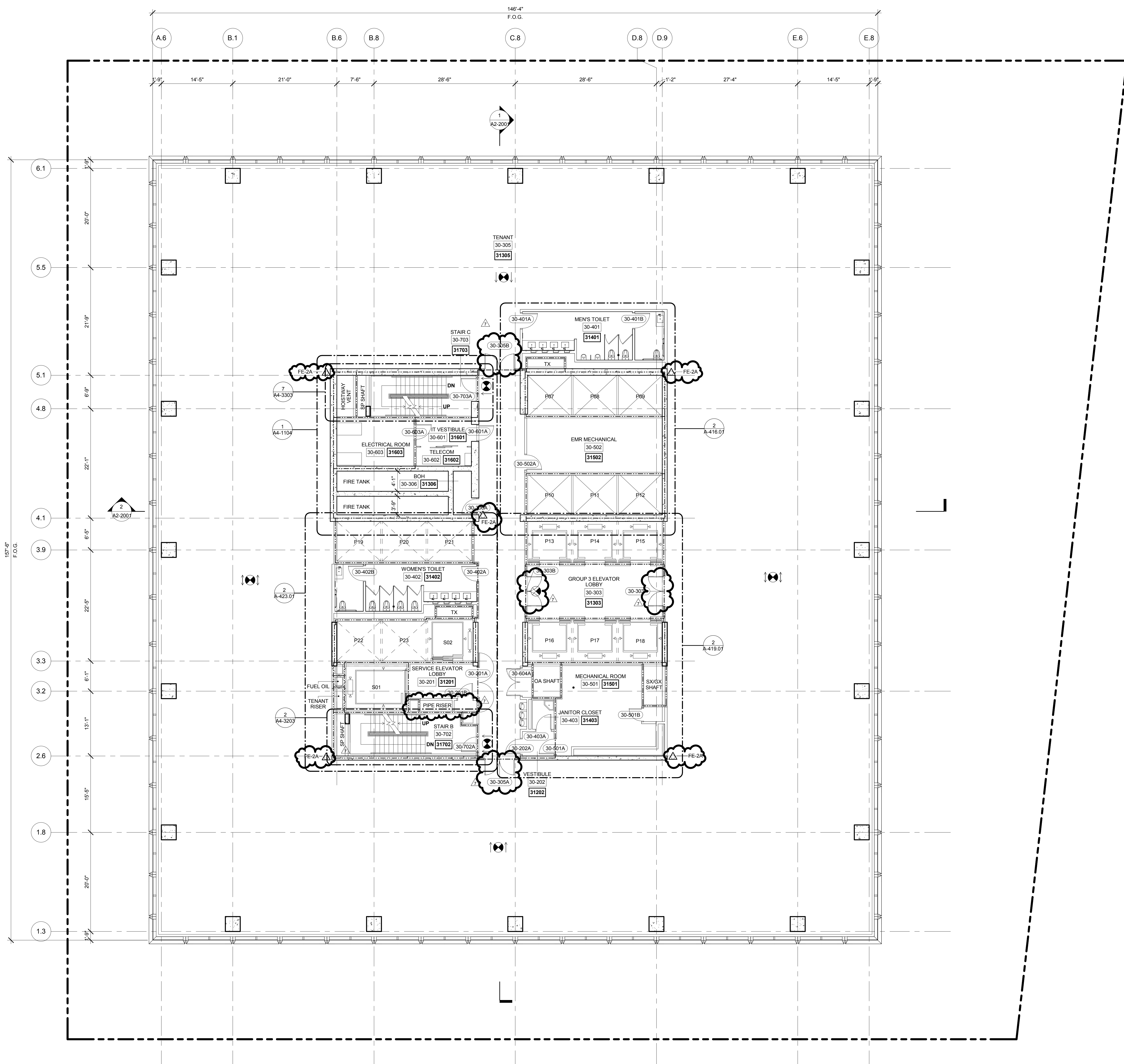
Structural Engineer

WSP  
228 East 45th Street, 3rd Floor  
New York, NY 10017  
Tel: 212.687.9888 Fax: 646.487.5501

Mechanical, Electrical, Plumbing, Fire Protection

WSP  
512 Seventh Avenue  
New York, NY 10018  
Tel: 212.532.9600

- A1-SERIES GENERAL NOTES**
- G1. SEE DRAWING A6-0101 FOR PARTITION SCHEDULE AND SYMBOL DESCRIPTION.
- G2. SLAB TO SLAB SMOKE PARTITION AND DOOR AT ELEVATOR LOBBY ENCLOSURE BY TENANT.  
TENANT FIT OUT PARTITIONS ARE INDICATED  
**TFO:**    [ ]      [ ]      [ ]      [ ]      [ ]
- G3. G/WB FINISH AT CORE BY TENANT.
- G4. FIRE RATED PARTITIONS ARE INDICATED:  
**1-HOUR:** \_\_\_\_\_  
**2-HOUR:** \_\_\_\_\_  
**3-HOUR:** \_\_\_\_\_
- SEE A4-SERIES DRAWINGS FOR SPECIFIC PARTITION TYPES NOT IDENTIFIED IN THIS PLAN SERIES
- G5. WALLS REQUIRED FOR TCO ARE INDICATED  
**HALL TCO:** \_\_\_\_\_



**1 LEVEL 30 PLAN**  
SCALE: 1/8" = 1'-0"




Issue Date: **04/03/2015**

Project No. \_\_\_\_\_

Drawn By: \_\_\_\_\_

Sheet Number: **A-131.01**



Drawing Table

**FLOOR PLAN 30  
(MARKETING 31)**

#### Drawing Number

A-131.0

SHEET 32 of 128



Address  
550 W 34th St.  
New York, NY 10001



*Client*

Related Companies  
60 Columbus Circle  
New York, NY 10023  
Tel: 212.801.1000 Fax: 212.801.1048

Oxford Properties Group  
320 Park Avenue, 17th Floor  
New York, NY 10022  
Tel: 212.986.7514 Fax: 212.986.7510

Mitsui Fudosan America, Inc.  
1251 Avenue of the Americas, Suite 800  
New York, NY 10020  
Tel: 212.403.5600 Fax: 212.403.5657

*Architect*  
Kohn Pedersen Fox Associates PC  
Architects & Planning Consultants  
11 West 42nd Street  
New York, New York 10036  
TEL: 212.977.6500 FAX: 212.956.2526

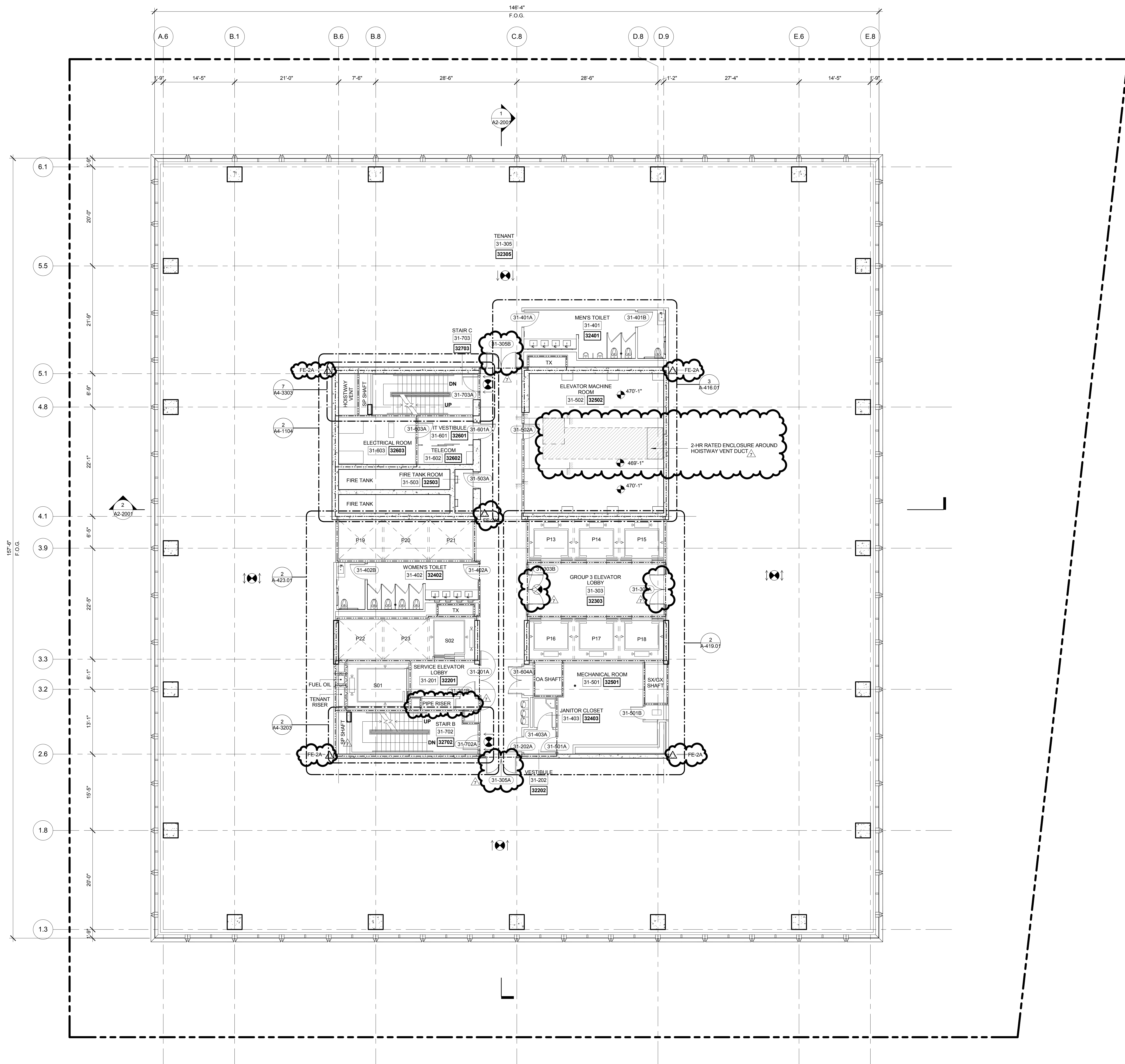
*Structural Engineer*

WSP  
228 East 45th Street, 3rd Floor  
New York, NY 10017  
Tel: 212.687.9888 Fax: 646.487.5501

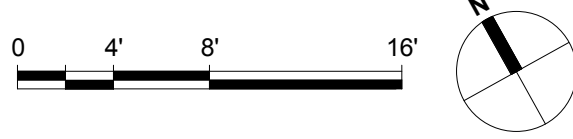
*Mechanical, Electrical, Plumbing, Fire Protection*

WSP  
512 Seventh Avenue  
New York, NY 10018  
Tel: 212.532.9600

- A1-SERIES GENERAL NOTES**
- G1. SEE DRAWING A6-0101 FOR PARTITION SCHEDULE AND SYMBOL DESCRIPTION.
- G2. SLAB TO SLAB SMOKE PARTITION AND DOOR AT ELEVATOR LOBBY ENCLOSURE BY TENANT MUST FIT OUT PARTITIONS ARE INDICATED:  
TFO: [ ] [ ] [ ] [ ] [ ] [ ] [ ] [ ] [ ] [ ]
- G3. GWB FINISH AT CORE BY TENANT.
- G4. FIRE RATED PARTITIONS ARE INDICATED:  
1-HOUR: [ ] [ ] [ ] [ ] [ ] [ ] [ ] [ ] [ ] [ ]  
2-HOUR: [ ] [ ] [ ] [ ] [ ] [ ] [ ] [ ] [ ] [ ]  
3-HOUR: [ ] [ ] [ ] [ ] [ ] [ ] [ ] [ ] [ ] [ ]
- SEE A4-SERIES DRAWINGS FOR SPECIFIC PARTITION TYPES NOT IDENTIFIED IN THIS PLAN SERIES
- G5. WALLS REQUIRED FOR TCO ARE INDICATED  
ALT TCO: [ ] [ ] [ ] [ ] [ ] [ ] [ ] [ ] [ ] [ ]



**1** LEVEL 31 PLAN  
SCALE: 1/8" = 1'-0"



Issue Date: **04/03/2015**

Project No. \_\_\_\_\_

Drawn By \_\_\_\_\_

Sheet Number **A-132.01**

REGISTERED ARCHITECT  
MICHAEL D. GREENE  
NO. 027052  
STATE OF NEW YORK

Drawing Table

**FLOOR PLAN 31  
(MARKETING 32)**

*Drinking Water*

**FLOOR PLAN 31  
(MARKETING 32)**

Drawing Number  
**A-132.01**

SHEET 33 of 128





Client

Related Companies  
60 Columbus Circle  
New York, NY 10023  
Tel: 212.801.1000 Fax: 212.801.1048

Oxford Properties Group  
320 Park Avenue, 17th Floor  
New York, NY 10022  
Tel: 212.986.7514 Fax: 212.986.7510

Mitsui Fudosan America, Inc.  
1251 Avenue of the Americas, Suite 800  
New York, NY 10020  
Tel: 212.403.5600 Fax: 212.403.5657

Architect  
Kohn Pedersen Fox Associates PC  
Architects & Planning Consultants  
11 West 42nd Street  
New York, New York 10036  
TEL: 212.977.6500 FAX: 212.956.2526

Structural Engineer

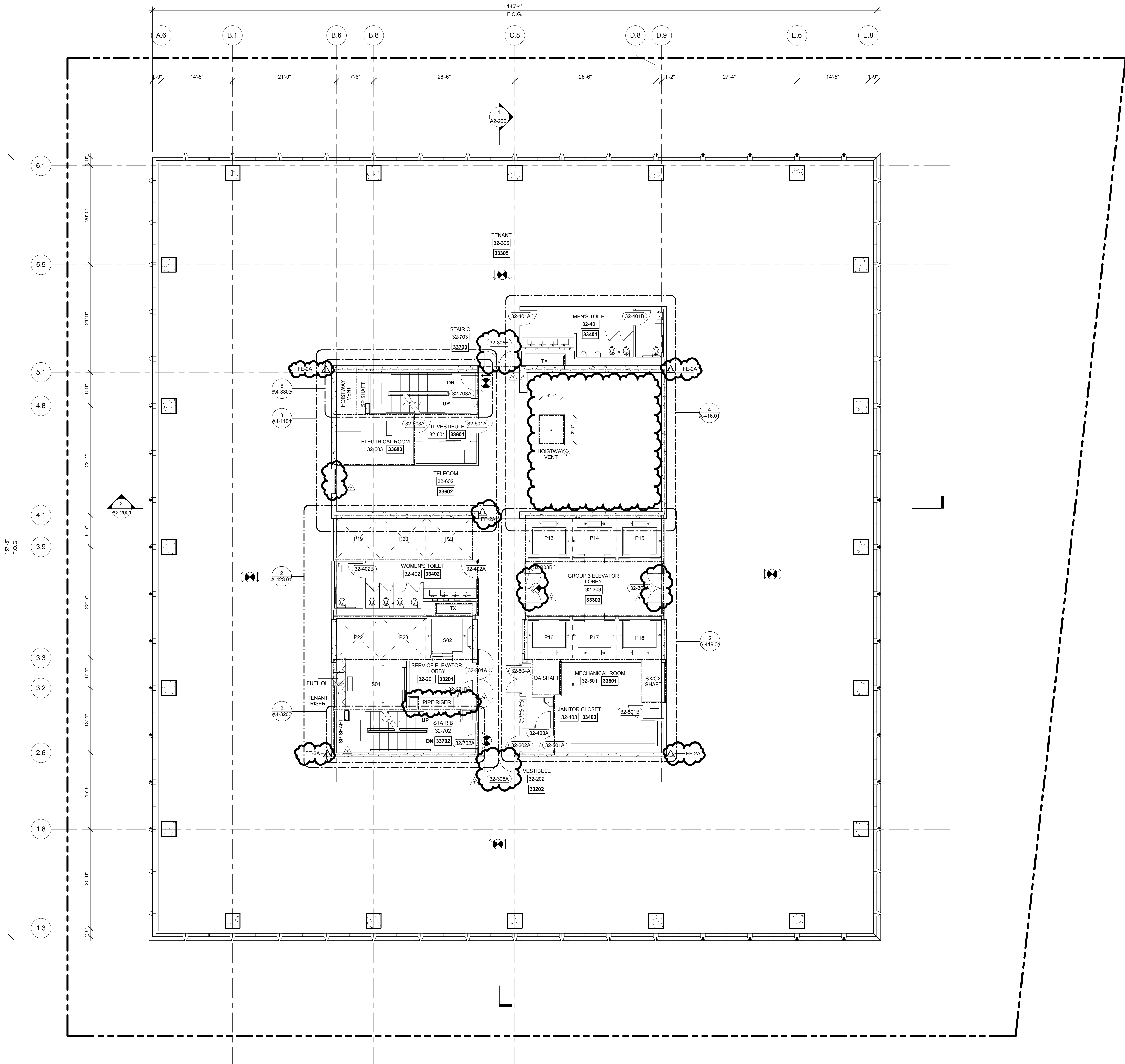
WSP  
228 East 45th Street, 3rd Floor  
New York, NY 10017  
Tel: 212.687.9888 Fax: 646.487.5501

Mechanical, Electrical, Plumbing, Fire Protection

WSP  
512 Seventh Avenue  
New York, NY 10018  
Tel: 212.532.9600

A1-SERIES GENERAL NOTES

- SEE DRAWING A6-0101 FOR PARTITION SCHEDULE AND SYMBOLS DESCRIPTION.
- SLAB TO SLAB SMOKE PARTITION AND DOORS AT ELEVATOR LOBBY ENCLOSURE BY TENANT. TENANT FIT OUT PARTITIONS ARE INDICATED:  
TFO: [Symbol]
- GWB FINISH AT CORE BY TENANT.
- FIRE RATED PARTITIONS ARE INDICATED:  
1-HOUR: [Symbol]  
2-HOUR: [Symbol]  
3-HOUR: [Symbol]  
SEE A4-SERIES DRAWINGS FOR SPECIFIC PARTITION TYPES NOT IDENTIFIED IN THIS PLAN SERIES.
- WALLS REQUIRED FOR TCO ARE INDICATED:  
ALT TCO: [Symbol]




1 LEVEL 32 PLAN  
SCALE: 1/8" = 1'-0"



7	PLAN APPROVAL AMENDMENT	08/04/2017
2	D.O.B. BUILDING PERMIT FILING	05/11/2015
No.	Description	Date

Key Plan



Drawing Title  
**FLOOR PLAN 32  
(MARKETING 33)**

Drawing Number  
**A-133.01**



Address  
550 W 34th St  
New York, NY 10001



Client

Related Companies  
60 Columbus Circle  
New York, NY 10023  
Tel: 212.801.1000 Fax: 212.801.1048

Oxford Properties Group  
320 Park Avenue, 17th Floor  
New York, NY 10022  
Tel: 212.986.7514 Fax: 212.986.7510

Mitsui Fudosan America, Inc.  
1251 Avenue of the Americas, Suite 800  
New York, NY 10020  
Tel: 212.403.5600 Fax: 212.403.5657

Architect  
Kohn Pedersen Fox Associates PC  
Architects & Planning Consultants  
11 West 42nd Street  
New York, New York 10036  
TEL: 212.977.6500 FAX: 212.956.2526

Structural Engineer

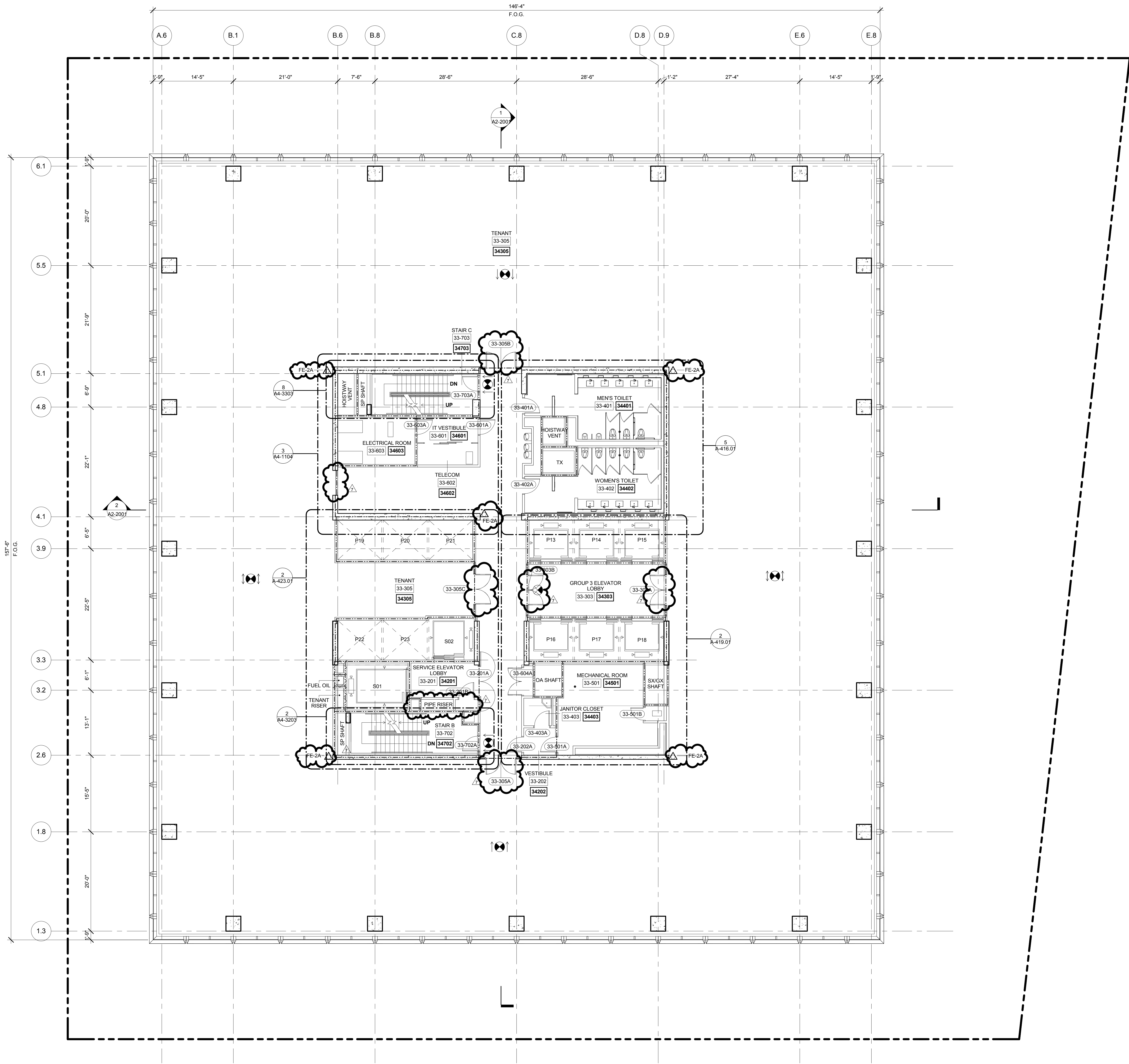
WSP  
228 East 45th Street, 3rd Floor  
New York, NY 10017  
Tel: 212.687.9888 Fax: 646.487.5501

Mechanical, Electrical, Plumbing, Fire Protection


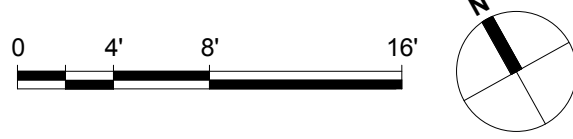
WSP  
512 Seventh Avenue  
New York, NY 10018  
Tel: 212.532.9600

A1-SERIES GENERAL NOTES

- SEE DRAWING A6-0101 FOR PARTITION SCHEDULE AND SYMBOL DESCRIPTION.
- SLAB TO SLAB SMOKE PARTITION AND DOORS AT ELEVATOR LOBBY ENCLOSURE BY TENANT. TENANT FIT OUT PARTITIONS ARE INDICATED:  
TFO: [Symbol]
- GWB FINISH AT CORE BY TENANT.
- FIRE RATED PARTITIONS ARE INDICATED:  
1-HOUR: [Symbol]  
2-HOUR: [Symbol]  
3-HOUR: [Symbol]  
SEE A4-SERIES DRAWINGS FOR SPECIFIC PARTITION TYPES NOT IDENTIFIED IN THIS PLAN SERIES.
- WALLS REQUIRED FOR TCO ARE INDICATED:  
ALT TCO: [Symbol]



1 LEVEL 33 PLAN  
SCALE: 1/8" = 1'-0"



Issue Date: 04/03/2015  
Project No:  
Drawn By:  
Sheet Number: A-134.01

Drawing Title  
FLOOR PLAN 33  
(MARKETING 34)

Drawing Number  
A-134.01  
SHEET 35 of 128



55 HUDSON YARDS

Address  
550 W 34th St  
New York, NY 10001



Client

Related Companies  
60 Columbus Circle  
New York, NY 10023  
Tel: 212.801.1000 Fax: 212.801.1048

Oxford Properties Group  
320 Park Avenue, 17th Floor  
New York, NY 10022  
Tel: 212.986.7514 Fax: 212.986.7510

Mitsui Fudosan America, Inc.  
1251 Avenue of the Americas, Suite 800  
New York, NY 10020  
Tel: 212.403.5600 Fax: 212.403.5657

Architect

Kohn Pedersen Fox Associates PC  
Architects & Planning Consultants  
11 West 42nd Street  
New York, New York 10036  
TEL: 212.977.6500 FAX: 212.956.2526

Structural Engineer

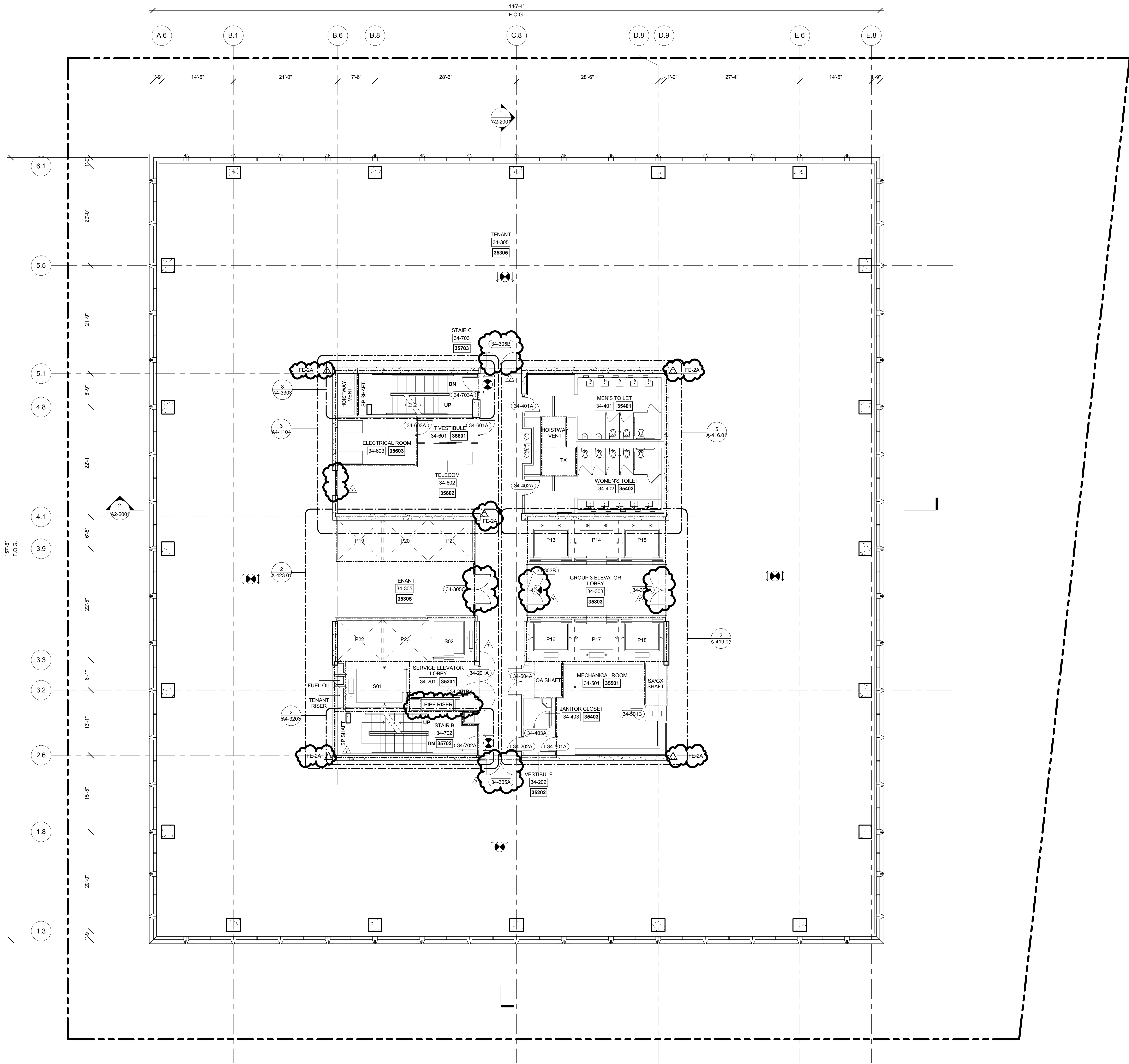
WSP  
228 East 45th Street, 3rd Floor  
New York, NY 10017  
Tel: 212.687.9888 Fax: 646.487.5501

Mechanical, Electrical, Plumbing, Fire Protection


WSP  
512 Seventh Avenue  
New York, NY 10018  
Tel: 212.532.9600

A1-SERIES GENERAL NOTES

- SEE DRAWING A6-0101 FOR PARTITION SCHEDULE AND SYMBOL DESCRIPTION.
- SLAB TO SLAB SMOKE PARTITION AND DOORS AT ELEVATOR LOBBY ENCLOSURE BY TENANT. TENANT FIT OUT PARTITIONS ARE INDICATED:  
TFO: [Symbol]
- GWB FINISH AT CORE BY TENANT.
- FIRE RATED PARTITIONS ARE INDICATED:  
1-HOUR: [Symbol]  
2-HOUR: [Symbol]  
3-HOUR: [Symbol]  
SEE A4-SERIES DRAWINGS FOR SPECIFIC PARTITION TYPES NOT IDENTIFIED IN THIS PLAN SERIES.
- WALLS REQUIRED FOR TCO ARE INDICATED:  
ALT TCO: [Symbol]



1 LEVEL 34 PLAN  
SCALE: 1/8" = 1'-0"



Issue Date: 04/03/2015  
Project No:  
Drawn By:  
Sheet Number: A-135.01

Drawing Title:  
FLOOR PLAN 34  
(MARKETING 35)

Drawing Number:  
A-135.01  
SHEET 36 of 128



Address  
550 W 34th St.  
New York, NY 10001



*Client*

Related Companies  
60 Columbus Circle  
New York, NY 10023  
Tel: 212.801.1000 Fax: 212.801.1048

Oxford Properties Group  
320 Park Avenue, 17th Floor  
New York, NY 10022  
Tel: 212.986.7514 Fax: 212.986.7510

Mitsui Fudosan America, Inc.  
1251 Avenue of the Americas, Suite 800  
New York, NY 10020  
Tel: 212.403.5600 Fax: 212.403.5657

*Architect*  
Kohn Pedersen Fox Associates PC  
Architects & Planning Consultants  
11 West 42nd Street  
New York, New York 10036  
TEL: 212.977.6500 FAX: 212.956.2526

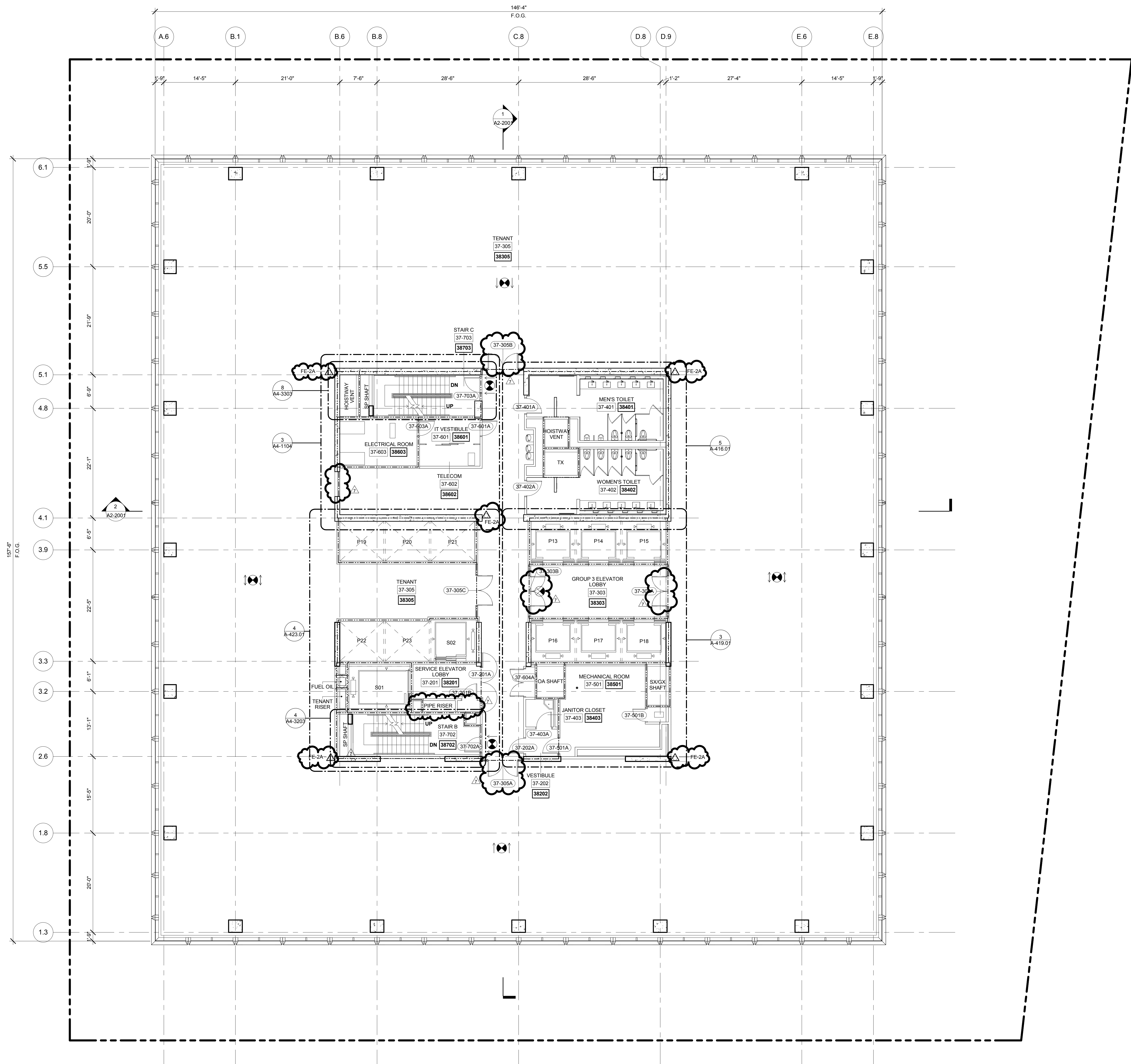
*Structural Engineer*

WSP  
228 East 45th Street, 3rd Floor  
New York, NY 10017  
Tel: 212.687.9888 Fax: 646.487.5501

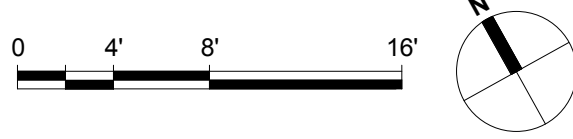
*Mechanical, Electrical, Plumbing, Fire Protection*

WSP  
512 Seventh Avenue  
New York, NY 10018  
Tel: 212.532.9600

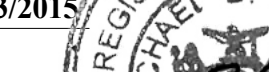
- A1-SERIES GENERAL NOTES**
- G1. SEE DRAWING A6-0101 FOR PARTITION SCHEDULE AND SYMBOL DESCRIPTION.
- G2. SLAB TO SLAB MOUNT PARTITION AND DOOR AT ELEVATOR LOBBY ENCLOSURE BY TENANT. TENANT FIT OUT PARTITIONS ARE INDICATED:  
TFO: [ ] [ ] [ ] [ ] [ ] [ ] [ ] [ ] [ ] [ ]
- G3. GWB FINISH AT CORE BY TENANT.
- G4. FIRE RATED PARTITIONS ARE INDICATED:  
1-HOUR: [ ] [ ] [ ] [ ] [ ] [ ] [ ] [ ] [ ] [ ]  
2-HOUR: [ ] [ ] [ ] [ ] [ ] [ ] [ ] [ ] [ ] [ ]  
3-HOUR: [ ] [ ] [ ] [ ] [ ] [ ] [ ] [ ] [ ] [ ]
- SEE A4-SERIES DRAWINGS FOR SPECIFIC PARTITION TYPES NOT IDENTIFIED IN THIS PLAN SERIES
- G5. WALLS REQUIRED FOR FLOOR ARE INDICATED  
ALT TCO: [ ] [ ] [ ] [ ] [ ] [ ] [ ] [ ] [ ] [ ]



**1** LEVEL 37 PLAN  
SCALE: 1/8" = 1'-0"



Invoice Date: 04/03/2015  
Project No.  
Drawn By  
Sheet Number A-138.01



*Drawing Title*

**FLOOR PLAN 37  
(MARKETING 38)**

Draining Number  
**A-138.01**  
SHEET 37

SHEET 37 of 128



55 HUDSON YARDS

Address  
550 W 34th St  
New York, NY 10001



Client

Related Companies  
60 Columbus Circle  
New York, NY 10023  
Tel: 212.801.1000 Fax: 212.801.1048

Oxford Properties Group  
320 Park Avenue, 17th Floor  
New York, NY 10022  
Tel: 212.986.7514 Fax: 212.986.7510

Mitsui Fudosan America, Inc.  
1251 Avenue of the Americas, Suite 800  
New York, NY 10020  
Tel: 212.403.5600 Fax: 212.403.5657

Architect  
Kohn Pedersen Fox Associates PC  
Architects & Planning Consultants  
11 West 42nd Street  
New York, New York 10036  
TEL: 212.977.6500 FAX: 212.956.2526

Structural Engineer

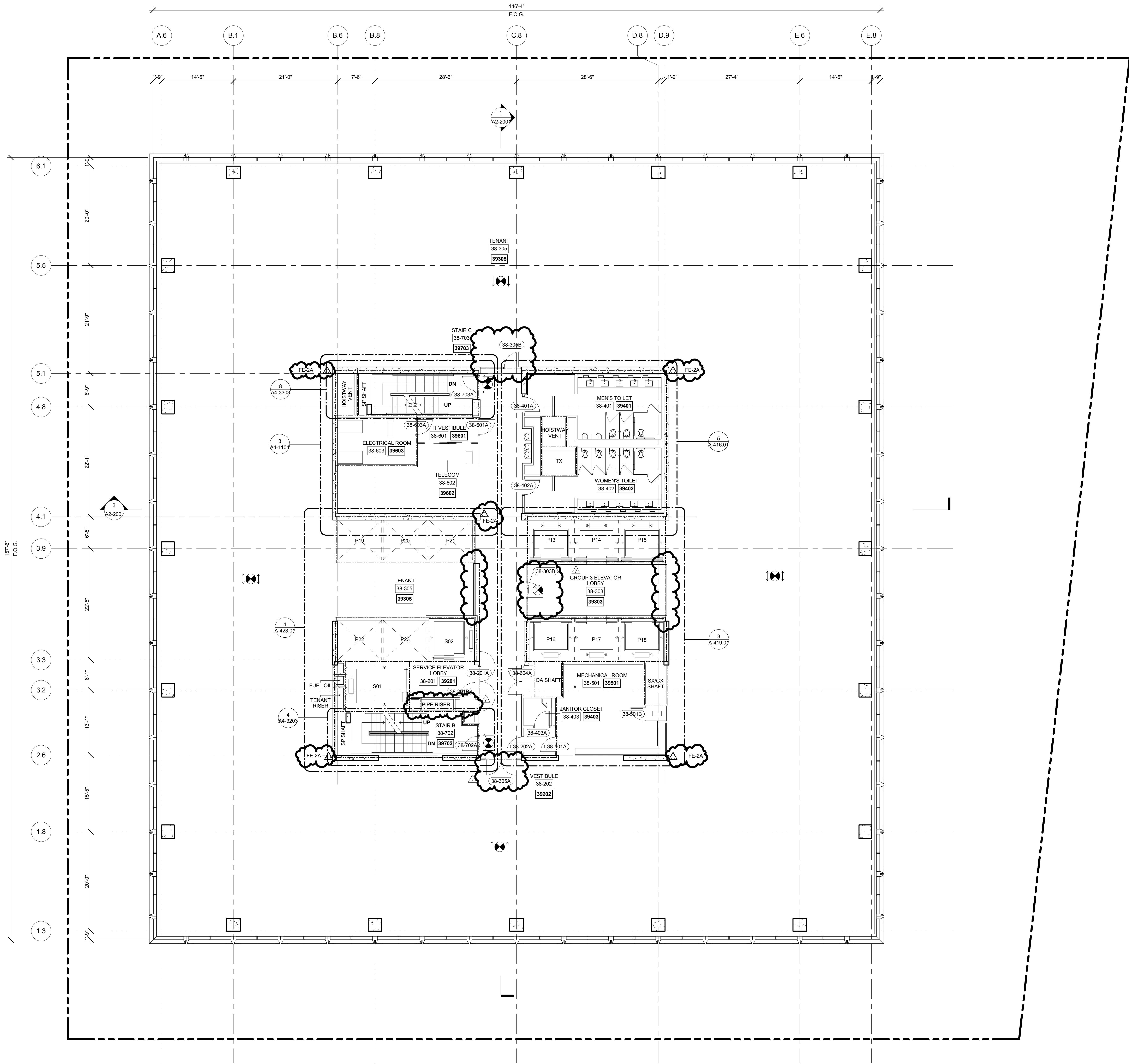
WSP  
228 East 45th Street, 3rd Floor  
New York, NY 10017  
Tel: 212.687.9888 Fax: 646.487.5501

Mechanical, Electrical, Plumbing, Fire Protection


WSP  
512 Seventh Avenue  
New York, NY 10018  
Tel: 212.532.9600

A1-SERIES GENERAL NOTES

- SEE DRAWING A6-0101 FOR PARTITION SCHEDULE AND SYMBOL DESCRIPTION.
- SLAB TO SLAB SMOKE PARTITION AND DOORS AT ELEVATOR LOBBY ENCLOSURE BY TENANT. TENANT FIT OUT PARTITIONS ARE INDICATED:  
TFO: [Symbol]
- GWB FINISH AT CORE BY TENANT.
- FIRE RATED PARTITIONS ARE INDICATED:  
1-HOUR: [Symbol]  
2-HOUR: [Symbol]  
3-HOUR: [Symbol]  
SEE A4-SERIES DRAWINGS FOR SPECIFIC PARTITION TYPES NOT IDENTIFIED IN THIS PLAN SERIES.
- WALLS REQUIRED FOR TCO ARE INDICATED:  
ALT TCO: [Symbol]



1 LEVEL 38 PLAN  
SCALE: 1/8" = 1'-0"



Issue Date: 04/03/2015  
Project No:  
Drawn By:  
Sheet Number: A-139.01

Drawing Title  
FLOOR PLAN 38  
(MARKETING 39)

Drawing Number  
A-139.01

SHEET 38 of 128



- G1. SEE DRAWING A6-0101 FOR PARTITION SCHEDULE AND SYMBOL DESCRIPTION.
- G2. SLAB TO SLAB SMOKE PARTITION AND DOORS AT ELEVATOR LOBBY ENCLOSURE BY TENANT. TENANT FIT OUT PARTITIONS ARE INDICATED.
- TFO: [Symbol]
- G3. GWS FINISH AT CORE BY TENANT.
- G4. FIRE RATED PARTITIONS ARE INDICATED:
- 1-HOUR: [Symbol]
- 2-HOUR: [Symbol]
- 3-HOUR: [Symbol]
- SEE A4-SERIES DRAWINGS FOR SPECIFIC PARTITION TYPES NOT IDENTIFIED IN THIS PLAN SERIES.
- G5. WALLS REQUIRED FOR TCO ARE INDICATED.
- ALT TCO: [Symbol]

55 HUDSON YARDS

Address  
550 W 34th St.  
New York, NY 10001



Client

Related Companies  
60 Columbus Circle  
New York, NY 10023  
Tel: 212.801.1000 Fax: 212.801.1048

Oxford Properties Group  
320 Park Avenue, 17th Floor  
New York, NY 10022  
Tel: 212.986.7514 Fax: 212.986.7510

Mitsui Fudosan America, Inc.  
1251 Avenue of the Americas, Suite 800  
New York, NY 10020  
Tel: 212.403.5600 Fax: 212.403.5657

Architect

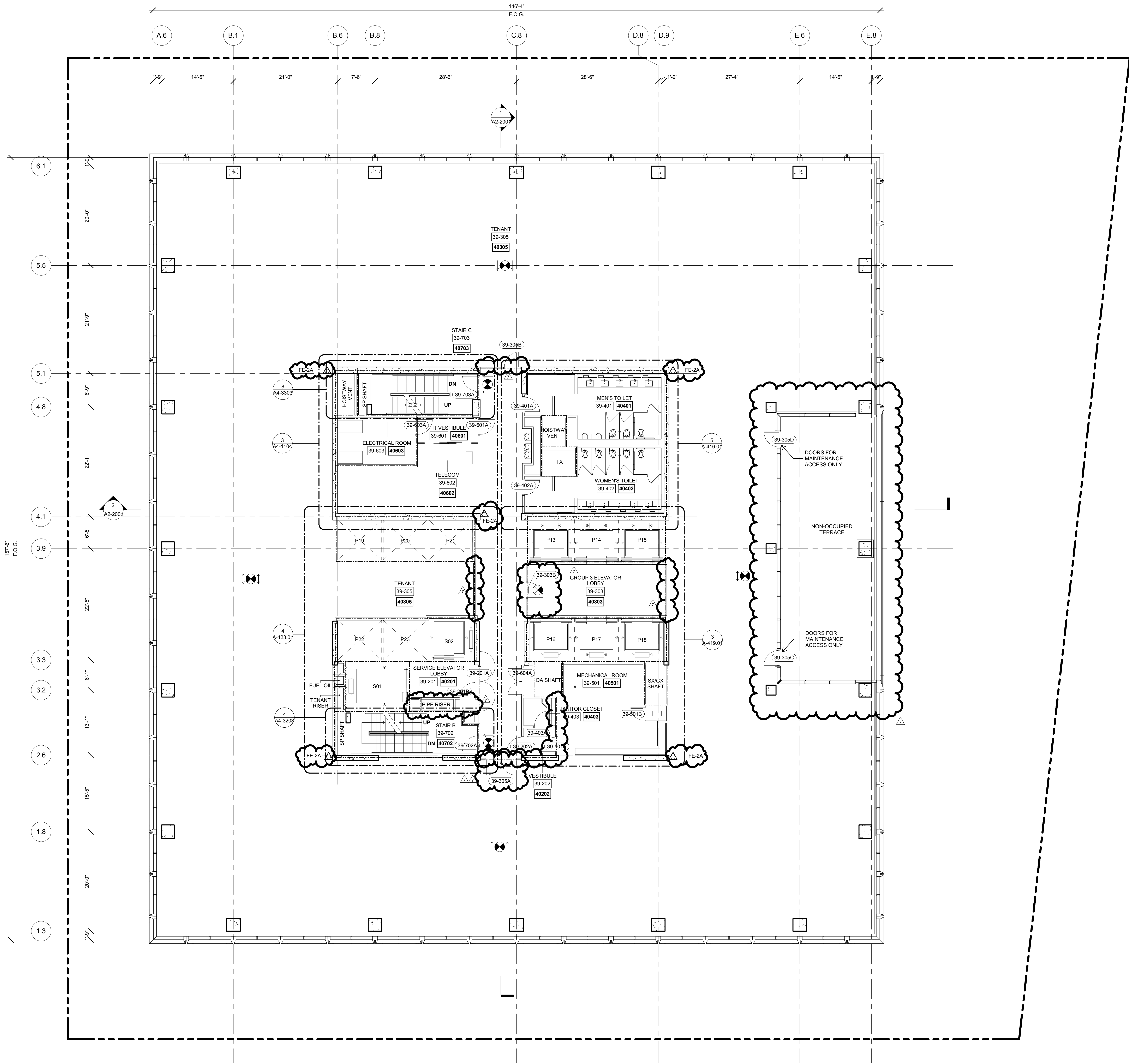
Kohn Pedersen Fox Associates PC  
Architects & Planning Consultants  
11 West 42nd Street  
New York, New York 10036  
TEL: 212.977.6500 FAX: 212.956.2526

Structural Engineer

WSP  
228 East 45th Street, 3rd Floor  
New York, NY 10017  
Tel: 212.687.9888 Fax: 646.487.5501

Mechanical, Electrical, Plumbing, Fire Protection

WSP  
512 Seventh Avenue  
New York, NY 10018  
Tel: 212.532.9600




1 LEVEL 39 PLAN  
SCALE: 1/8" = 1'-0"



7	PLAN APPROVAL AMENDMENT	08/04/2017
2	D.O.B. BUILDING PERMIT FILING	05/11/2015
No.	Description	Date

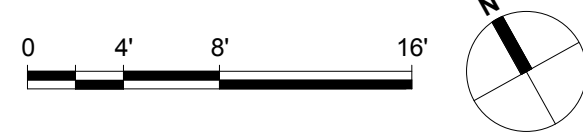
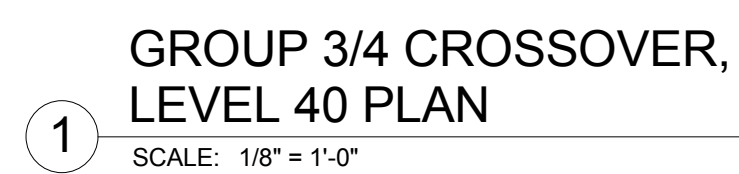
Key Plan



Drawing Title  
**FLOOR PLAN 39  
(MARKETING 40)**

Drawing Number  
**A-140.01**







*Address*  
550 W 34th St.  
New York, NY 10001



**Client**

Related Companies  
60 Columbus Circle  
New York, NY 10023  
Tel: 212.801.1000 Fax: 212.801.1048

Oxford Properties Group  
320 Park Avenue, 17th Floor  
New York, NY 10022  
Tel: 212.986.7514 Fax: 212.986.7510

Mitsui Fudosan America, Inc.  
1251 Avenue of the Americas, Suite 800  
New York, NY 10020  
Tel: 212.403.5600 Fax: 212.403.5657






*Architect*  
Kohn Pedersen Fox Associates PC  
Architects & Planning Consultants  
11 West 42nd Street  
New York, New York 10036  
TEL: 212.977.6500 FAX: 212.956.2520

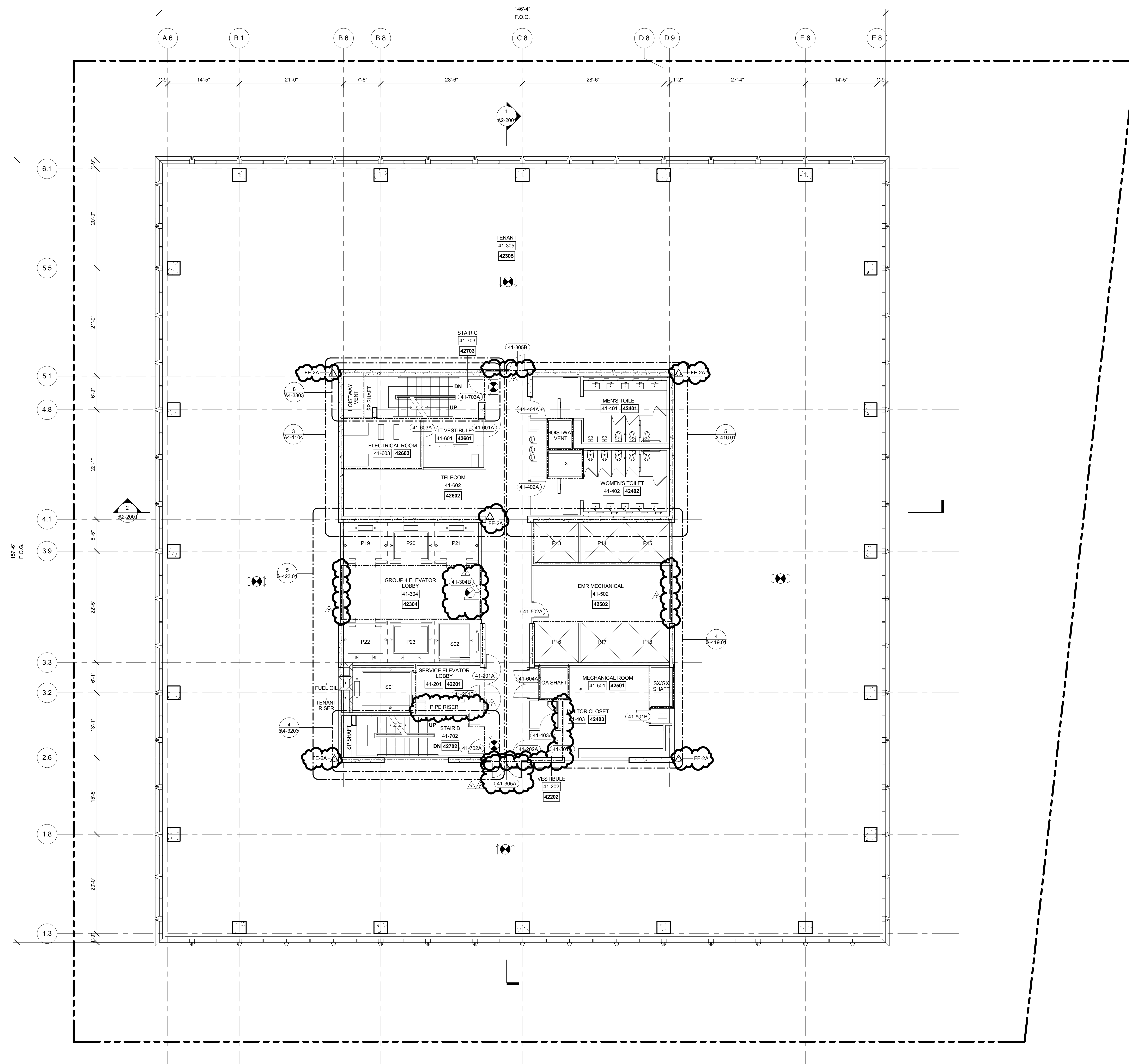
Structural Engineer

WSP  
228 East 45th Street, 3rd Floor  
New York, NY 10017  
Tel: 212.687.9888 Fax: 646.487.5501

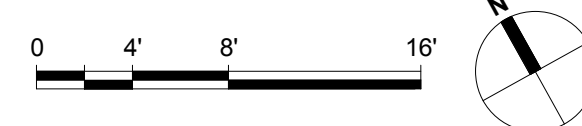
Mechanical Electrical Plumbing Fire Protection

WSP  
512 Seventh Avenue  
New York, NY 10018  
Tel: 212 532 9600

- A1-SERIES GENERAL NOTES**
- G1. SEE DRAWING A6-0101 FOR PARTITION SCHEDULE AND SYMBOL DESCRIPTION.
- G2. SLAB TO SLAB SMOKE PARTITION AND DOOR AT ELEVATOR LOBBY ENCLOSURE BY TENANT. TENANT FIT OUT PARTITIONS ARE INDICATED BY TFO. 
- G3. GWB FINISH AT CORE BY TENANT.
- G4. FIRE RATED PARTITIONS ARE INDICATED:
- 1-HOUR: 
- 2-HOUR: 
- 3-HOUR: 
- SEE A4 SERIES DRAWINGS FOR SPECIFIC PARTITION TYPES NOT IDENTIFIED IN THIS PLAN SERIES
- G5. WALLS REQUIRED FOR TCO ARE INDICATED BY TCO: 



**1** LEVEL 41 PLAN  
SCALE: 1/8" = 1'-0"



Issue Date: 04/03/2015  
Project No.  
Drawn By  
Sheet Number A-142.01

*Drawing Title*

**FLOOR PLAN 41  
(MARKETING 42)**

Drawing Number  
**A-142.01**

SHEET 41 of 128





Client

Related Companies  
60 Columbus Circle  
New York, NY 10023  
Tel: 212.801.1000 Fax: 212.801.1048

Oxford Properties Group  
320 Park Avenue, 17th Floor  
New York, NY 10022  
Tel: 212.986.7514 Fax: 212.986.7510

Mitsui Fudosan America, Inc.  
1251 Avenue of the Americas, Suite 800  
New York, NY 10020  
Tel: 212.403.5600 Fax: 212.403.5657

Architect

Kohn Pedersen Fox Associates PC  
Architects & Planning Consultants  
11 West 42nd Street  
New York, New York 10036  
TEL: 212.977.6500 FAX: 212.956.2526

Structural Engineer

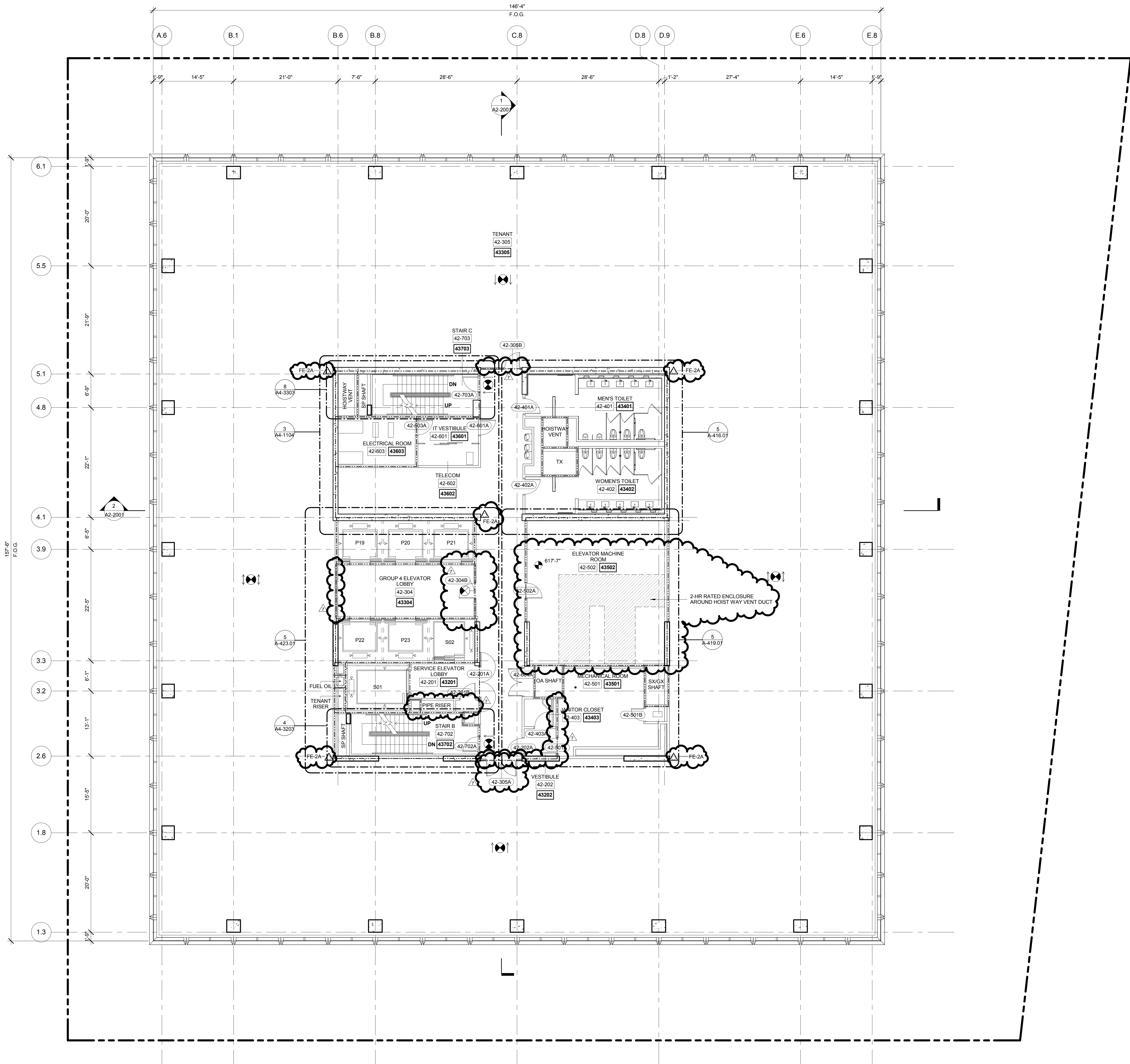
WSP  
228 East 45th Street, 3rd Floor  
New York, NY 10017  
Tel: 212.687.9888 Fax: 646.487.5501

Mechanical, Electrical, Plumbing, Fire Protection


WSP  
512 Seventh Avenue  
New York, NY 10018  
Tel: 212.532.9600

A1-SERIES GENERAL NOTES

- SEE DRAWING A6-0101 FOR PARTITION SCHEDULE AND SYMBOL DESCRIPTION.
- SLAB TO SLAB SMOKE PARTITION AND DOORS AT ELEVATOR LOBBY ENCLOSURE BY TENANT. TENANT FIT OUT PARTITIONS ARE INDICATED:  
TFO: [Symbol] [Symbol] [Symbol] [Symbol] [Symbol] [Symbol]
- GWB FINISH AT CORE BY TENANT.
- FIRE RATED PARTITIONS ARE INDICATED:  
1-HOUR: [Symbol]  
2-HOUR: [Symbol]  
3-HOUR: [Symbol]  
SEE A4-SERIES DRAWINGS FOR SPECIFIC PARTITION TYPES NOT IDENTIFIED IN THIS PLAN SERIES.
- WALLS REQUIRED FOR TCO ARE INDICATED:  
ALT TCO: [Symbol]



1 LEVEL 42 PLAN  
SCALE: 1/8" = 1'-0"



Drawing Title  
**FLOOR PLAN 42 (MARKETING 43)**

Drawing Number  
**A-143.01**



*Address*  
550 W 34th St.  
New York, NY 10001



Client

Related Companies  
60 Columbus Circle  
New York, NY 10023  
Tel: 212.801.1000 Fax: 212.801.1048

Oxford Properties Group  
320 Park Avenue, 17th Floor  
New York, NY 10022  
Tel: 212.986.7514 Fax: 212.986.7510

Mitsui Fudosan America, Inc.  
1251 Avenue of the Americas, Suite 800  
New York, NY 10020  
Tel: 212.403.5600 Fax: 212.403.5657

*Architect*  
Kohn Pedersen Fox Associates PC  
Architects & Planning Consultants  
11 West 42nd Street  
New York, New York 10036  
TEL: 212.977.6500 FAX: 212.956.2526

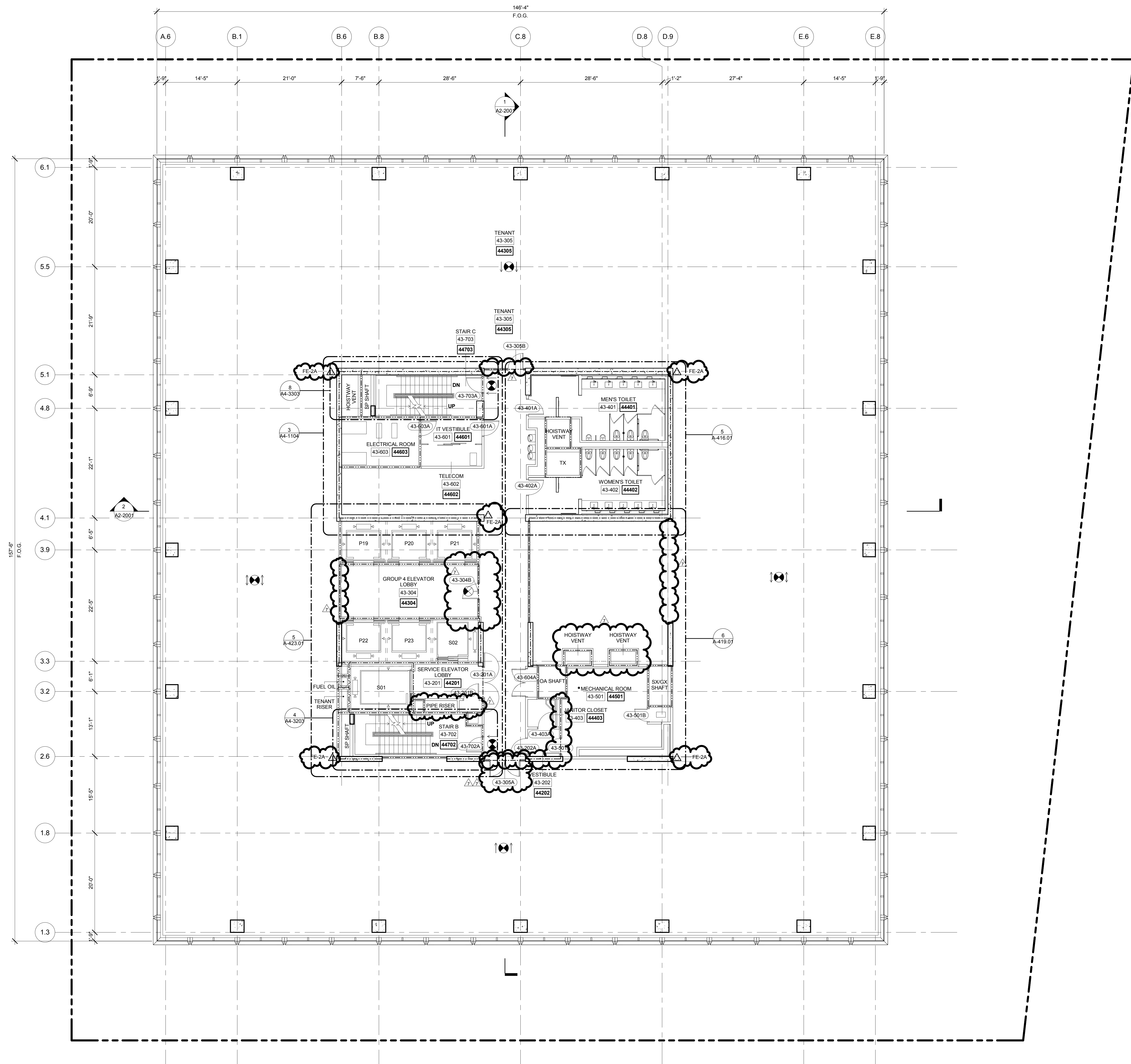
*Structural Engineer*

WSP  
228 East 45th Street, 3rd Floor  
New York, NY 10017  
Tel: 212.687.9888 Fax: 646.487.5501

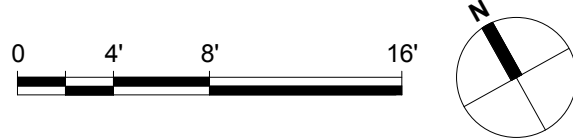
*Mechanical, Electrical, Plumbing, Fire Protection*

WSP  
512 Seventh Avenue  
New York, NY 10018  
Tel: 212.532.9600

- A1-SERIES GENERAL NOTES**
- G1. SEE DRAWING A6-0101 FOR PARTITION SCHEDULE AND SYMBOL DESCRIPTION.
  - G2. SLAB TO SLAB SMOKE PARTITION AND DOOR AT ELEVATOR LOBBY ENCLOSURE BY TENANT FIT OUT PARTITIONS ARE INDICATED:  
TFO: [      ] [      ] [      ] [      ] [      ] [      ] [      ] [      ] [      ] [      ]
  - G3. GWB FINISH AT CORE BY TENANT.
  - G4. FIRE RATED PARTITIONS ARE INDICATED:  
1-HOUR: [=====] [=====] [=====] [=====] [=====] [=====] [=====] [=====] [=====] [=====]  
2-HOUR: [=====] [=====] [=====] [=====] [=====] [=====] [=====] [=====] [=====] [=====]  
3-HOUR: [=====] [=====] [=====] [=====] [=====] [=====] [=====] [=====] [=====] [=====]
- SEE A4-SERIES DRAWINGS FOR SPECIFIC PARTITION TYPES NOT IDENTIFIED IN THIS PLAN SERIES
- G5. WALLS REQUIRED FOR TCO ARE INDICATED  
ALT TCO: [=====] [=====] [=====] [=====] [=====] [=====] [=====] [=====] [=====] [=====]



1 LEVEL 43 PLAN  
SCALE: 1/8" = 1'-0"



Issue Date: 04/03/2015

Project No.

Drawn By

Sheet Number

A-144.01

REGISTERED ARCHITECT  
MICHAEL D. GREER  
NO. 027052  
STATE OF NEW YORK

Drawing Table

**FLOOR PLAN 43  
(MARKETING 44)**

#### Drawing Number

**FLOOR PLAN 43  
(MARKETING 44)**

Drawing Number  
**A-144.01**

SHEET 43 of 12





Client

Related Companies  
60 Columbus Circle  
New York, NY 10023  
Tel: 212.801.1000 Fax: 212.801.1048

Oxford Properties Group  
320 Park Avenue, 17th Floor  
New York, NY 10022  
Tel: 212.986.7514 Fax: 212.986.7510

Mitsui Fudosan America, Inc.  
1251 Avenue of the Americas, Suite 800  
New York, NY 10020  
Tel: 212.403.5600 Fax: 212.403.5657

Architect  
Kohn Pedersen Fox Associates PC  
Architects & Planning Consultants  
11 West 42nd Street  
New York, New York 10036  
TEL: 212.977.6500 FAX: 212.956.2526

Structural Engineer

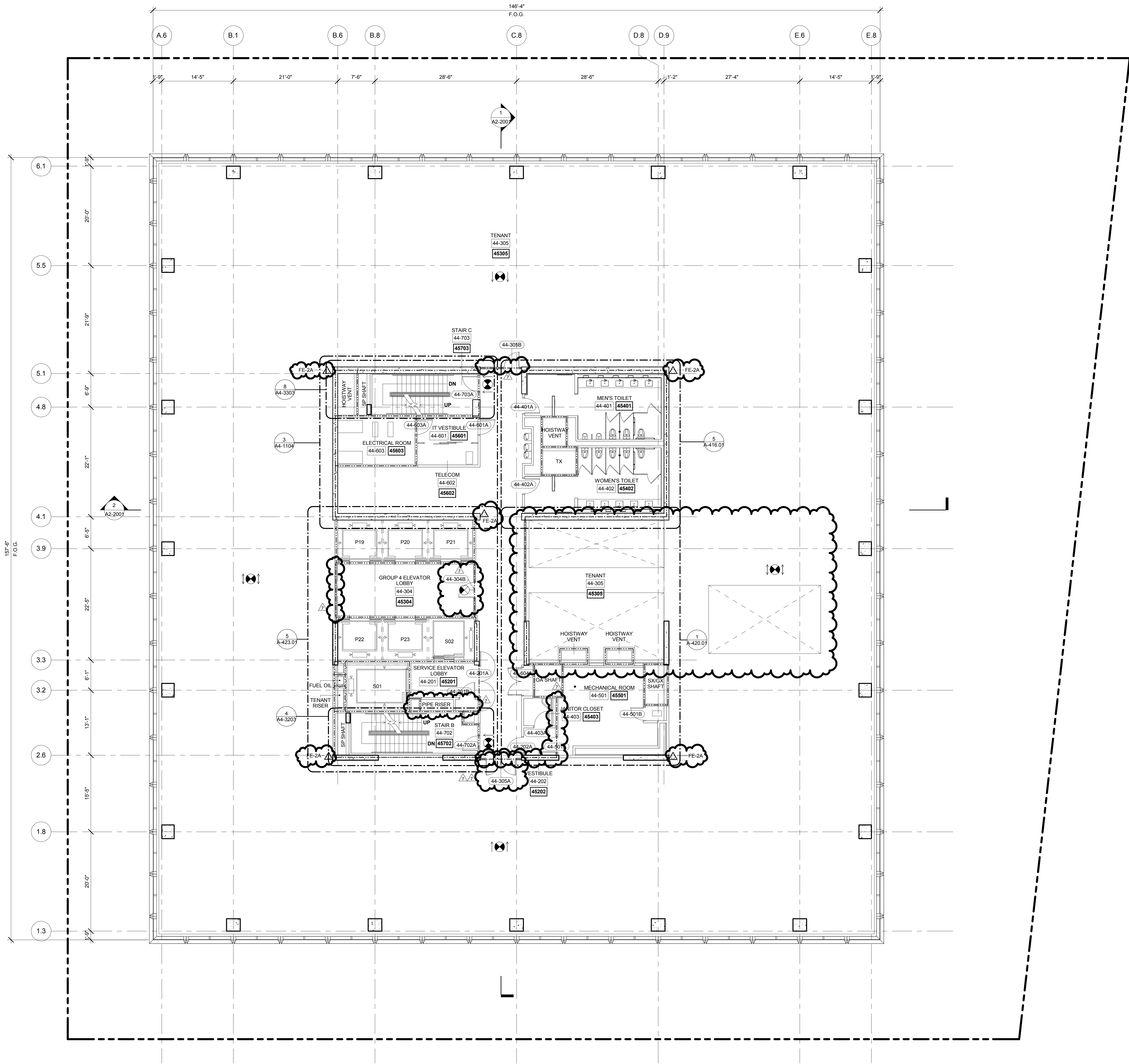
WSP  
228 East 45th Street, 3rd Floor  
New York, NY 10017  
Tel: 212.687.9888 Fax: 646.487.5501

Mechanical, Electrical, Plumbing, Fire Protection


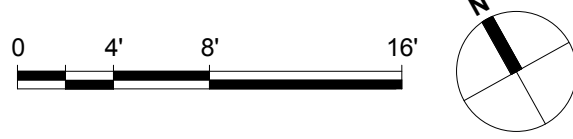
WSP  
512 Seventh Avenue  
New York, NY 10018  
Tel: 212.532.9600

A1-SERIES GENERAL NOTES

- G1. SEE DRAWING A6-0101 FOR PARTITION SCHEDULE AND SYMBOL DESCRIPTION.
- G2. SLAB TO SLAB SMOKE PARTITION AND DOORS AT ELEVATOR LOBBY ENCLOSURE BY TENANT. TENANT FIT OUT PARTITIONS ARE INDICATED:  
TFO: [Symbol]
- G3. GWB FINISH AT CORE BY TENANT.
- G4. FIRE RATED PARTITIONS ARE INDICATED:  
1-HOUR: [Symbol]  
2-HOUR: [Symbol]  
3-HOUR: [Symbol]
- SEE A4-SERIES DRAWINGS FOR SPECIFIC PARTITION TYPES NOT IDENTIFIED IN THIS PLAN SERIES.
- G5. WALLS REQUIRED FOR TCO ARE INDICATED:  
ALT TCO: [Symbol]



1 LEVEL 44 PLAN  
SCALE: 1/8" = 1'-0"



Date: 04/03/2015  
Project No:  
Drawn By: [Signature]  
Sheet Number: A-145.01

Drawing Title:  
**FLOOR PLAN 44 (MARKETING 45)**  
Drawing Number:  
**A-145.01**



55 HUDSON YARDS

Address  
550 W 34th St.  
New York, NY 10001



Client

Related Companies  
60 Columbus Circle  
New York, NY 10023  
Tel: 212.801.1000 Fax: 212.801.1048

Oxford Properties Group  
320 Park Avenue, 17th Floor  
New York, NY 10022  
Tel: 212.986.7514 Fax: 212.986.7510

Mitsui Fudosan America, Inc.  
1251 Avenue of the Americas, Suite 800  
New York, NY 10020  
Tel: 212.403.5600 Fax: 212.403.5657

Architect

Kohn Pedersen Fox Associates PC  
Architects & Planning Consultants  
11 West 42nd Street  
New York, New York 10036  
TEL: 212.977.6500 FAX: 212.956.2526

Structural Engineer

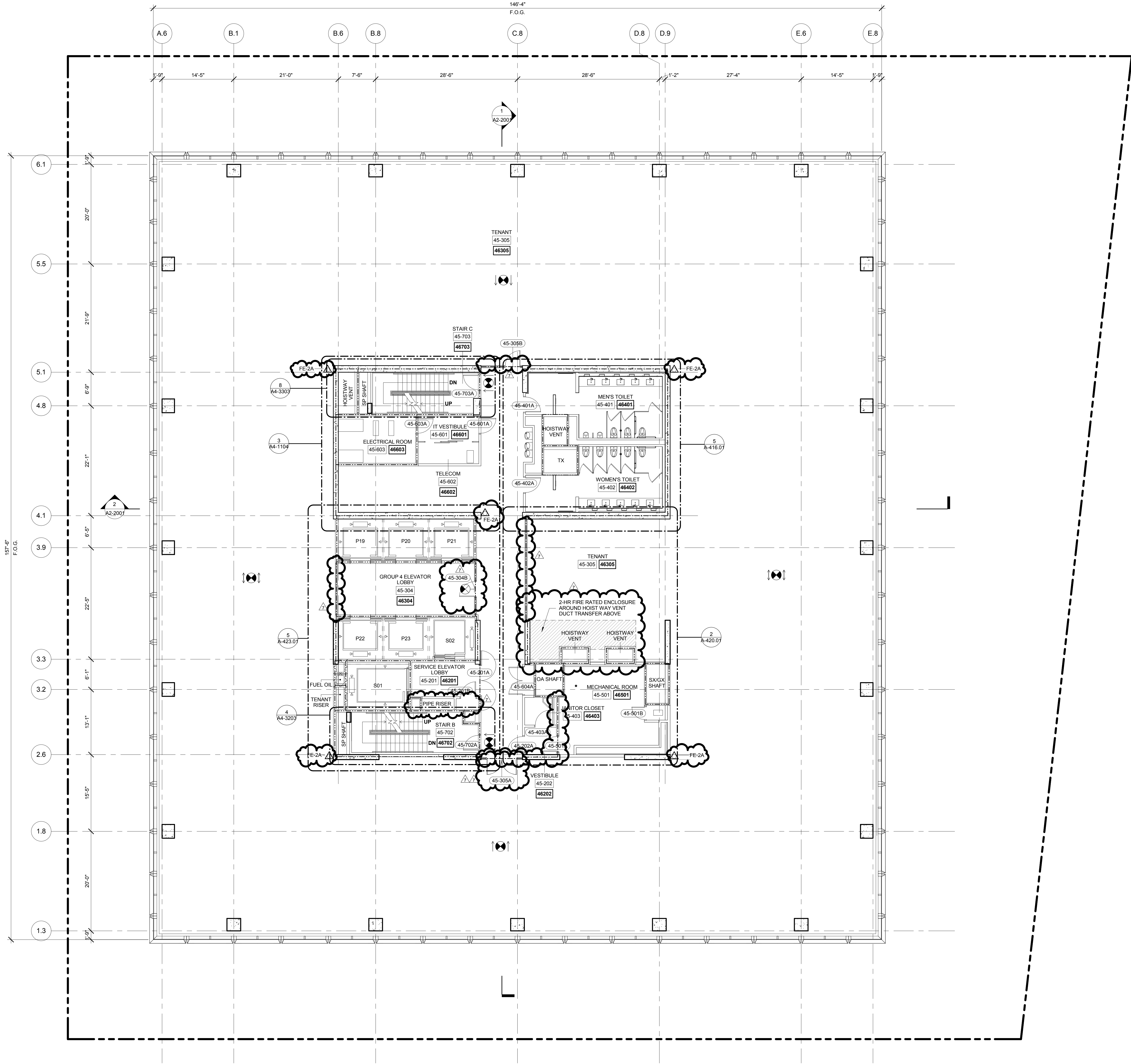
WSP  
228 East 45th Street, 3rd Floor  
New York, NY 10017  
Tel: 212.687.9888 Fax: 646.487.5501

Mechanical, Electrical, Plumbing, Fire Protection

WSP  
512 Seventh Avenue  
New York, NY 10018  
Tel: 212.532.9600

A1-SERIES GENERAL NOTES

- G1. SEE DRAWING A6-0101 FOR PARTITION SCHEDULE AND SYMBOL DESCRIPTION.
- G2. SLAB TO SLAB SMOKE PARTITION AND DOORS AT ELEVATOR LOBBY ENCLOSURE BY TENANT. TENANT FIT OUT PARTITIONS ARE INDICATED:
- TFO: [Symbol]
- G3. GWB FINISH AT CORE BY TENANT.
- G4. FIRE RATED PARTITIONS ARE INDICATED:
- 1-HOUR: [Symbol]
- 2-HOUR: [Symbol]
- 3-HOUR: [Symbol]
- SEE A4-SERIES DRAWINGS FOR SPECIFIC PARTITION TYPES NOT IDENTIFIED IN THIS PLAN SERIES.
- G5. WALLS REQUIRED FOR TCO ARE INDICATED:
- ALT TCO: [Symbol]



1 LEVEL 45 PLAN  
SCALE: 1/8" = 1'-0"



7	PLAN APPROVAL AMENDMENT	08/04/2017
2	D.O.B. BUILDING PERMIT FILING	05/11/2015
No.	Description	Date

Key Plan



Date: 04/03/2015  
Project No.  
Drawn By  
Sheet Number  
A-146.01

Drawing Title  
FLOOR PLAN 45  
(MARKETING 46)

Drawing Number

A-146.01

SHEET 45 of 128

© 2015 KOHN PEDERSEN FOX ASSOCIATES PC. All rights reserved.



55 HUDSON YARDS

Address  
550 W 34th St.  
New York, NY 10001



Client

Related Companies  
60 Columbus Circle  
New York, NY 10023  
Tel: 212.801.1000 Fax: 212.801.1048

Oxford Properties Group  
320 Park Avenue, 17th Floor  
New York, NY 10022  
Tel: 212.986.7514 Fax: 212.986.7510

Mitsui Fudosan America, Inc.  
1251 Avenue of the Americas, Suite 800  
New York, NY 10020  
Tel: 212.403.5600 Fax: 212.403.5657

Architect  
Kohn Pedersen Fox Associates PC  
Architects & Planning Consultants  
11 West 42nd Street  
New York, New York 10036  
TEL: 212.977.6500 FAX: 212.956.2526

Structural Engineer

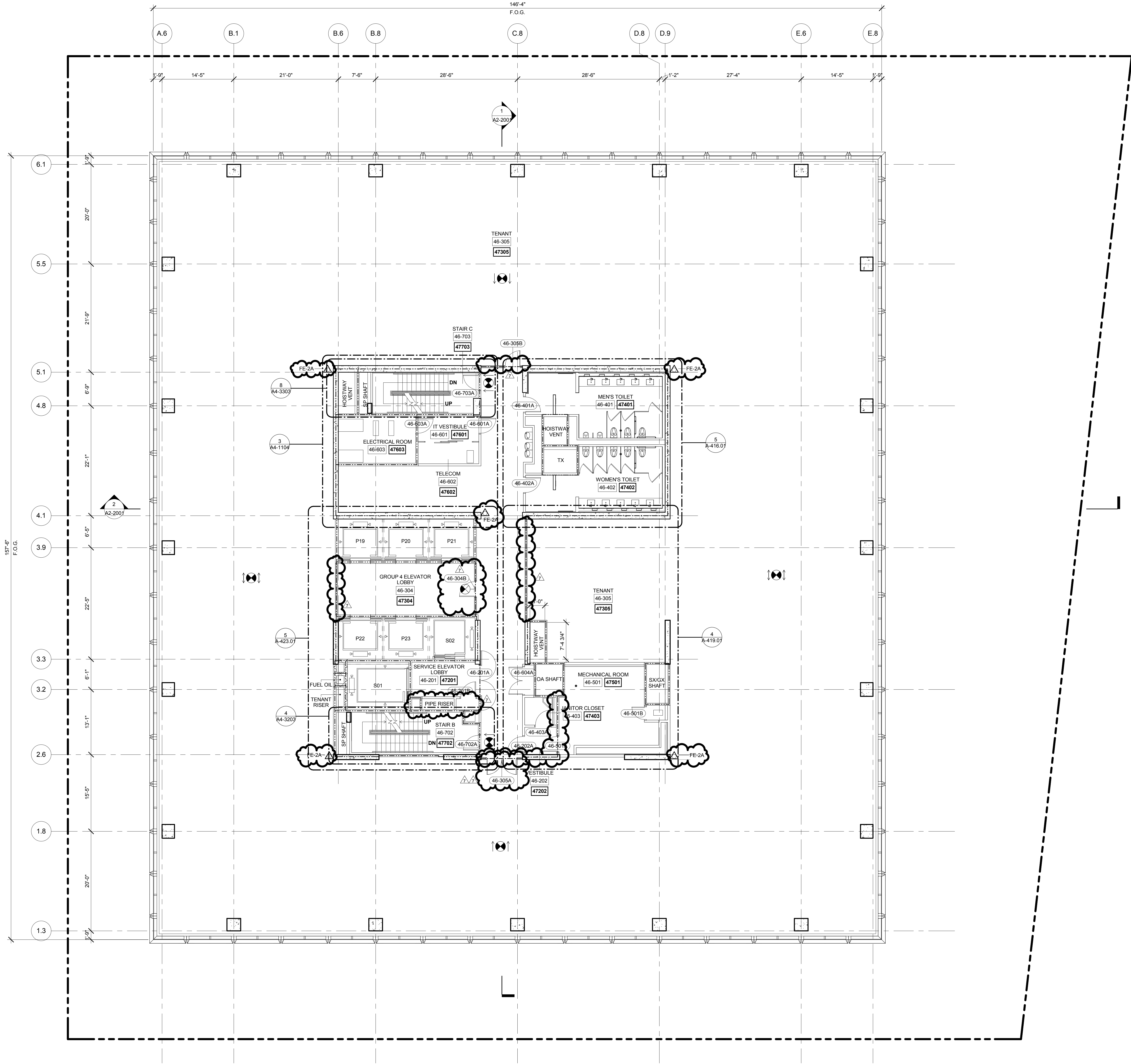
WSP  
228 East 45th Street, 3rd Floor  
New York, NY 10017  
Tel: 212.687.9888 Fax: 646.487.5501

Mechanical, Electrical, Plumbing, Fire Protection

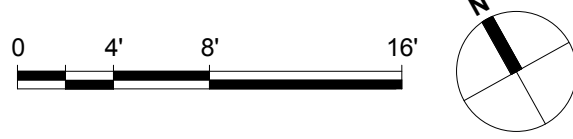
WSP  
512 Seventh Avenue  
New York, NY 10018  
Tel: 212.532.9600

A1-SERIES GENERAL NOTES

- G1. SEE DRAWING A6-0101 FOR PARTITION SCHEDULE AND SYMBOL DESCRIPTION.
- G2. SLAB TO SLAB SMOKE PARTITION AND DOORS AT ELEVATOR LOBBY ENCLOSURE BY TENANT. TENANT FIT OUT PARTITIONS ARE INDICATED:  
TFO: [Symbol]
- G3. GWB FINISH AT CORE BY TENANT.
- G4. FIRE RATED PARTITIONS ARE INDICATED:  
1-HOUR: [Symbol]  
2-HOUR: [Symbol]  
3-HOUR: [Symbol]
- SEE A4-SERIES DRAWINGS FOR SPECIFIC PARTITION TYPES NOT IDENTIFIED IN THIS PLAN SERIES.
- G5. WALLS REQUIRED FOR TCO ARE INDICATED:  
ALT TCO: [Symbol]


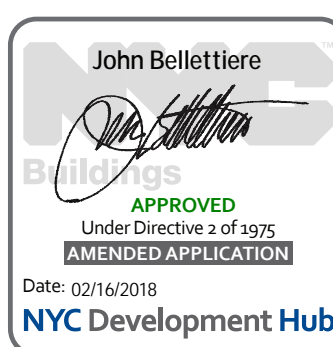


1 LEVEL 46 PLAN  
SCALE: 1/8" = 1'-0"



7	PLAN APPROVAL AMENDMENT	08/04/2017
2	D.O.B. BUILDING PERMIT FILING	05/11/2015
No.	Description	Date

Key Plan



Drawing Title  
**FLOOR PLAN 46 (MARKETING 47)**

Drawing Number  
**A-147.01**





Client

Related Companies  
60 Columbus Circle  
New York, NY 10023  
Tel: 212.801.1000 Fax: 212.801.1048

Oxford Properties Group  
320 Park Avenue, 17th Floor  
New York, NY 10022  
Tel: 212.986.7514 Fax: 212.986.7510

Mitsui Fudosan America, Inc.  
1251 Avenue of the Americas, Suite 800  
New York, NY 10020  
Tel: 212.403.5600 Fax: 212.403.5657

Architect  
Kohn Pedersen Fox Associates PC  
Architects & Planning Consultants  
11 West 42nd Street  
New York, New York 10036  
TEL: 212.977.6500 FAX: 212.956.2526

Structural Engineer

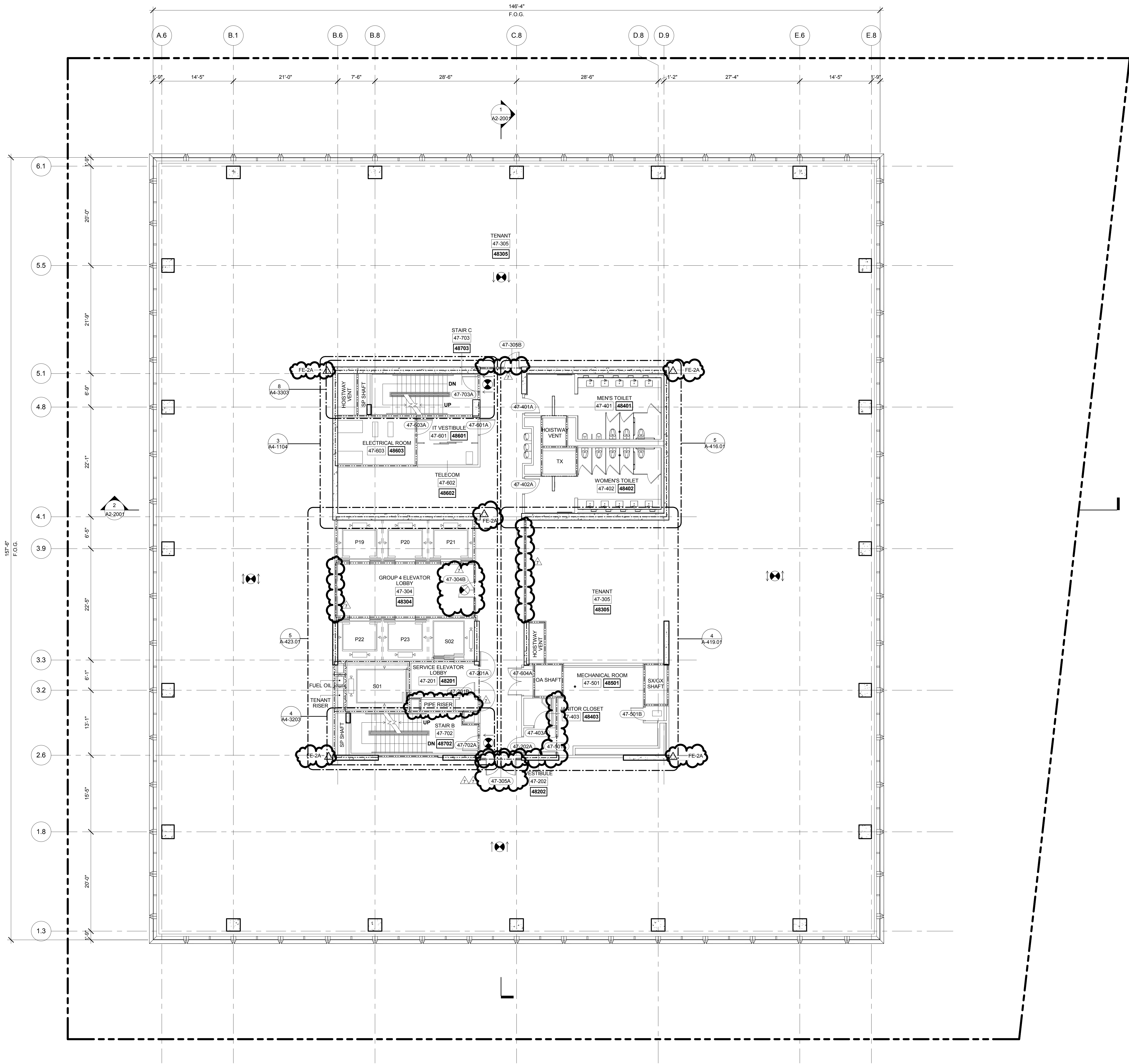
WSP  
228 East 45th Street, 3rd Floor  
New York, NY 10017  
Tel: 212.687.9888 Fax: 646.487.5501

Mechanical, Electrical, Plumbing, Fire Protection


WSP  
512 Seventh Avenue  
New York, NY 10018  
Tel: 212.532.9600

A1-SERIES GENERAL NOTES

- SEE DRAWING A6-0101 FOR PARTITION SCHEDULE AND SYMBOL DESCRIPTION.
- SLAB TO SLAB SMOKE PARTITION AND DOORS AT ELEVATOR LOBBY ENCLOSURE BY TENANT. TENANT FIT OUT PARTITIONS ARE INDICATED:  
TFO: [Symbol]
- GWB FINISH AT CORE BY TENANT.
- FIRE RATED PARTITIONS ARE INDICATED:  
1-HOUR: [Symbol]  
2-HOUR: [Symbol]  
3-HOUR: [Symbol]  
SEE A4-SERIES DRAWINGS FOR SPECIFIC PARTITION TYPES NOT IDENTIFIED IN THIS PLAN SERIES.
- WALLS REQUIRED FOR TCO ARE INDICATED:  
ALT TCO: [Symbol]



1 LEVEL 47 PLAN  
SCALE: 1/8" = 1'-0"



Issue Date: 04/03/2015  
Project No:  
Drawn By:  
Sheet Number: A-148.01

Drawing Title  
FLOOR PLAN 47  
(MARKETING 48)

Drawing Number  
A-148.01  
SHEET 47 of 128





Client  
Related Companies  
60 Columbus Circle  
New York, NY 10023  
Tel: 212.801.1000 Fax: 212.801.1048

Oxford Properties Group  
320 Park Avenue, 17th Floor  
New York, NY 10022  
Tel: 212.986.7514 Fax: 212.986.7510

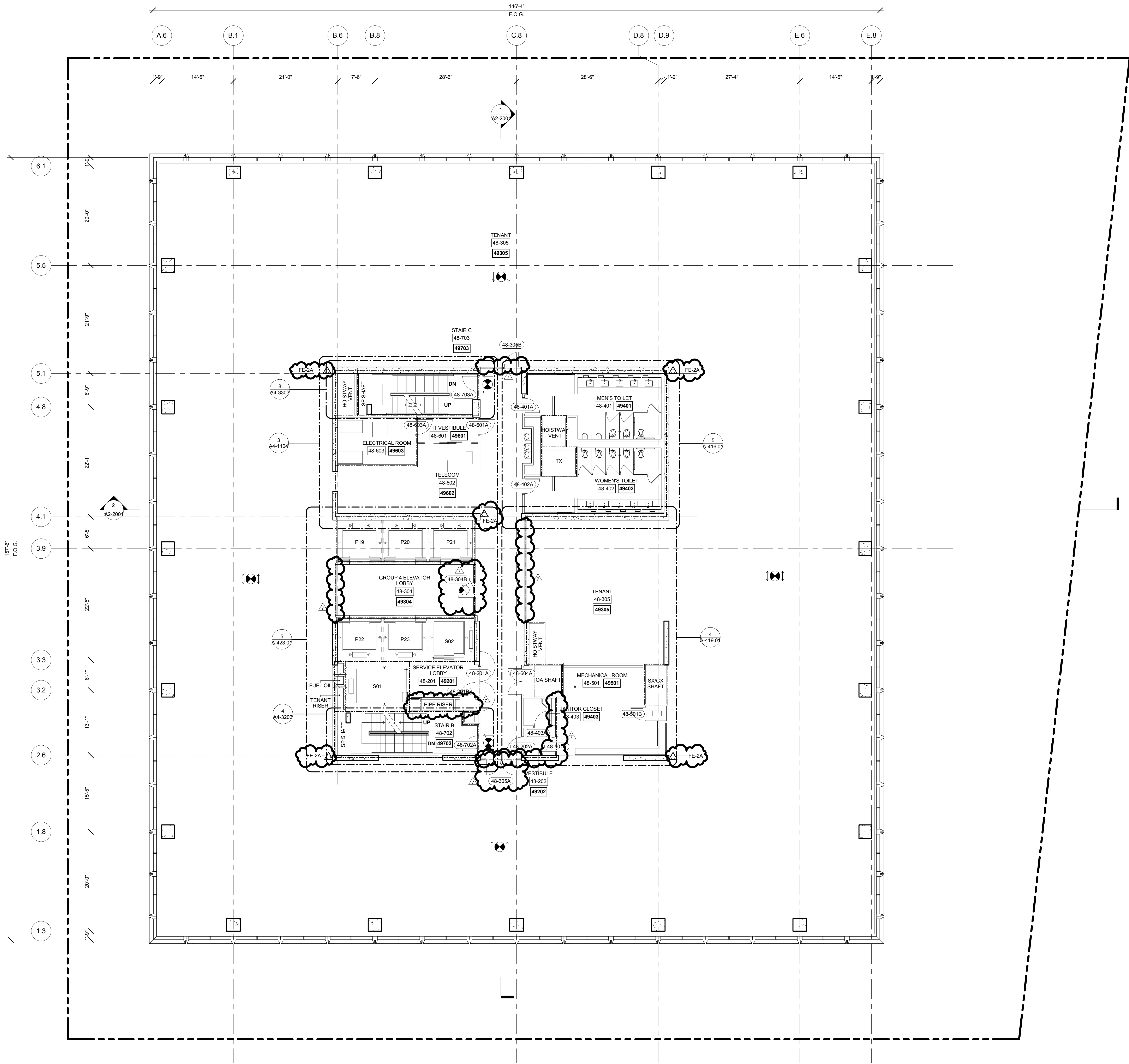
Mitsui Fudosan America, Inc.  
1251 Avenue of the Americas, Suite 800  
New York, NY 10020  
Tel: 212.403.5600 Fax: 212.403.5657

Architect  
Kohn Pedersen Fox Associates PC  
Architects & Planning Consultants  
11 West 42nd Street  
New York, New York 10036  
TEL: 212.977.6500 FAX: 212.956.2526

Structural Engineer  
WSP  
228 East 45th Street, 3rd Floor  
New York, NY 10017  
Tel: 212.687.9888 Fax: 646.487.5501

Mechanical, Electrical, Plumbing, Fire Protection  
WSP  
512 Seventh Avenue  
New York, NY 10018  
Tel: 212.532.9600

- A1-SERIES GENERAL NOTES
- G1. SEE DRAWING A6-0101 FOR PARTITION SCHEDULE AND SYMBOL DESCRIPTION.
- G2. SLAB TO SLAB SMOKE PARTITION AND DOORS AT ELEVATOR LOBBY ENCLOSURE BY TENANT. TENANT FIT OUT PARTITIONS ARE INDICATED:  
TFO: [Symbol]
- G3. GWB FINISH AT CORE BY TENANT.
- G4. FIRE RATED PARTITIONS ARE INDICATED:  
1-HOUR: [Symbol]  
2-HOUR: [Symbol]  
3-HOUR: [Symbol]  
SEE A4-SERIES DRAWINGS FOR SPECIFIC PARTITION TYPES NOT IDENTIFIED IN THIS PLAN SERIES.
- G5. WALLS REQUIRED FOR TCO ARE INDICATED:  
ALT TCO: [Symbol]




1 LEVEL 48 PLAN  
SCALE: 1/8" = 1'-0"



1	PLAN APPROVAL AMENDMENT	08/04/2017
2	D.O.B. BUILDING PERMIT FILING	05/11/2015
No.	Description	Date

Key Plan



Drawing Title  
**FLOOR PLAN 48  
(MARKETING 49)**

Drawing Number  
**A-149.01**





Client

Related Companies  
60 Columbus Circle  
New York, NY 10023  
Tel: 212.801.1000 Fax: 212.801.1048

Oxford Properties Group  
320 Park Avenue, 17th Floor  
New York, NY 10022  
Tel: 212.986.7514 Fax: 212.986.7510

Mitsui Fudosan America, Inc.  
1251 Avenue of the Americas, Suite 800  
New York, NY 10020  
Tel: 212.403.5600 Fax: 212.403.5657

Architect  
Kohn Pedersen Fox Associates PC  
Architects & Planning Consultants  
11 West 42nd Street  
New York, New York 10036  
TEL: 212.977.6500 FAX: 212.956.2526

Structural Engineer

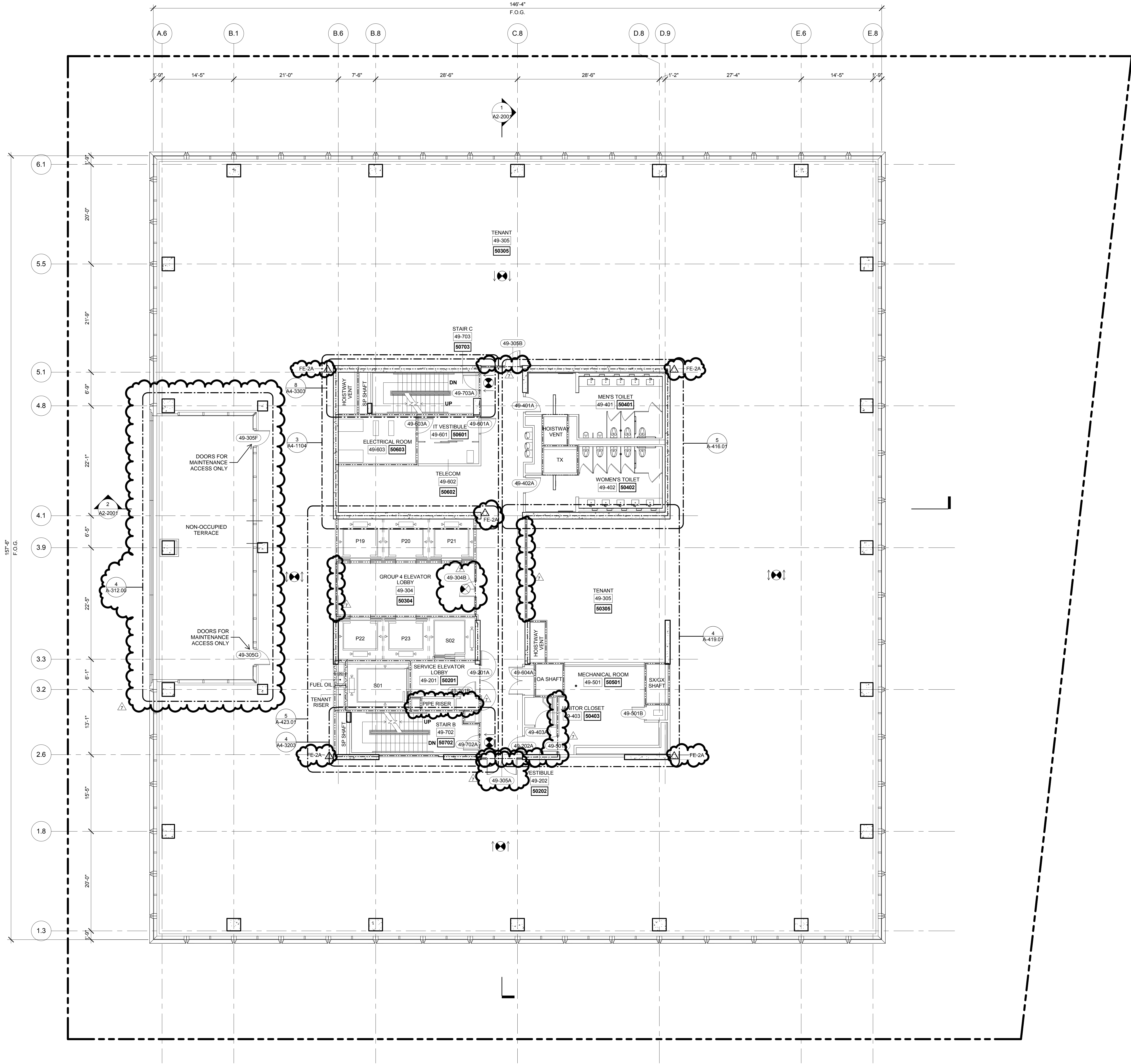
WSP  
228 East 45th Street, 3rd Floor  
New York, NY 10017  
Tel: 212.687.9888 Fax: 646.487.5501

Mechanical, Electrical, Plumbing, Fire Protection


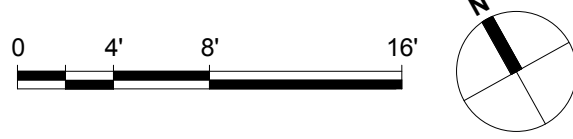
WSP  
512 Seventh Avenue  
New York, NY 10018  
Tel: 212.532.9600

A1-SERIES GENERAL NOTES

- G1. SEE DRAWING A6-0101 FOR PARTITION SCHEDULE AND SYMBOL DESCRIPTION.
- G2. SLAB TO SLAB SMOKE PARTITION AND DOORS AT ELEVATOR LOBBY ENCLOSURE BY TENANT. TENANT FIT OUT PARTITIONS ARE INDICATED:  
TFO: [Symbol] [Symbol] [Symbol] [Symbol] [Symbol] [Symbol] [Symbol] [Symbol]
- G3. GWS FINISH AT CORE BY TENANT.
- G4. FIRE RATED PARTITIONS ARE INDICATED:  
1-HOUR: [Symbol]  
2-HOUR: [Symbol]  
3-HOUR: [Symbol]
- SEE A4-SERIES DRAWINGS FOR SPECIFIC PARTITION TYPES NOT IDENTIFIED IN THIS PLAN SERIES.
- G5. WALLS REQUIRED FOR TCO ARE INDICATED:  
ALT TCO: [Symbol]



1 LEVEL 49 PLAN  
SCALE: 1/8" = 1'-0"



Drawing Title  
**FLOOR PLAN 49 (MARKETING 50)**

Drawing Number  
**A-150.01**



*Address*  
550 W 34th St.  
New York, NY 10001



*Client*

Related Companies  
60 Columbus Circle  
New York, NY 10023  
Tel: 212.801.1000 Fax: 212.801.1048

Oxford Properties Group  
320 Park Avenue, 17th Floor  
New York, NY 10022  
Tel: 212.986.7514 Fax: 212.986.7510

Mitsui Fudosan America, Inc.  
1251 Avenue of the Americas, Suite 800  
New York, NY 10020  
Tel: 212.403.5600 Fax: 212.403.5657

*Architect*  
Kohn Pedersen Fox Associates PC  
Architects & Planning Consultants  
11 West 42nd Street  
New York, New York 10036  
TEL: 212.977.6500 FAX: 212.956.2526

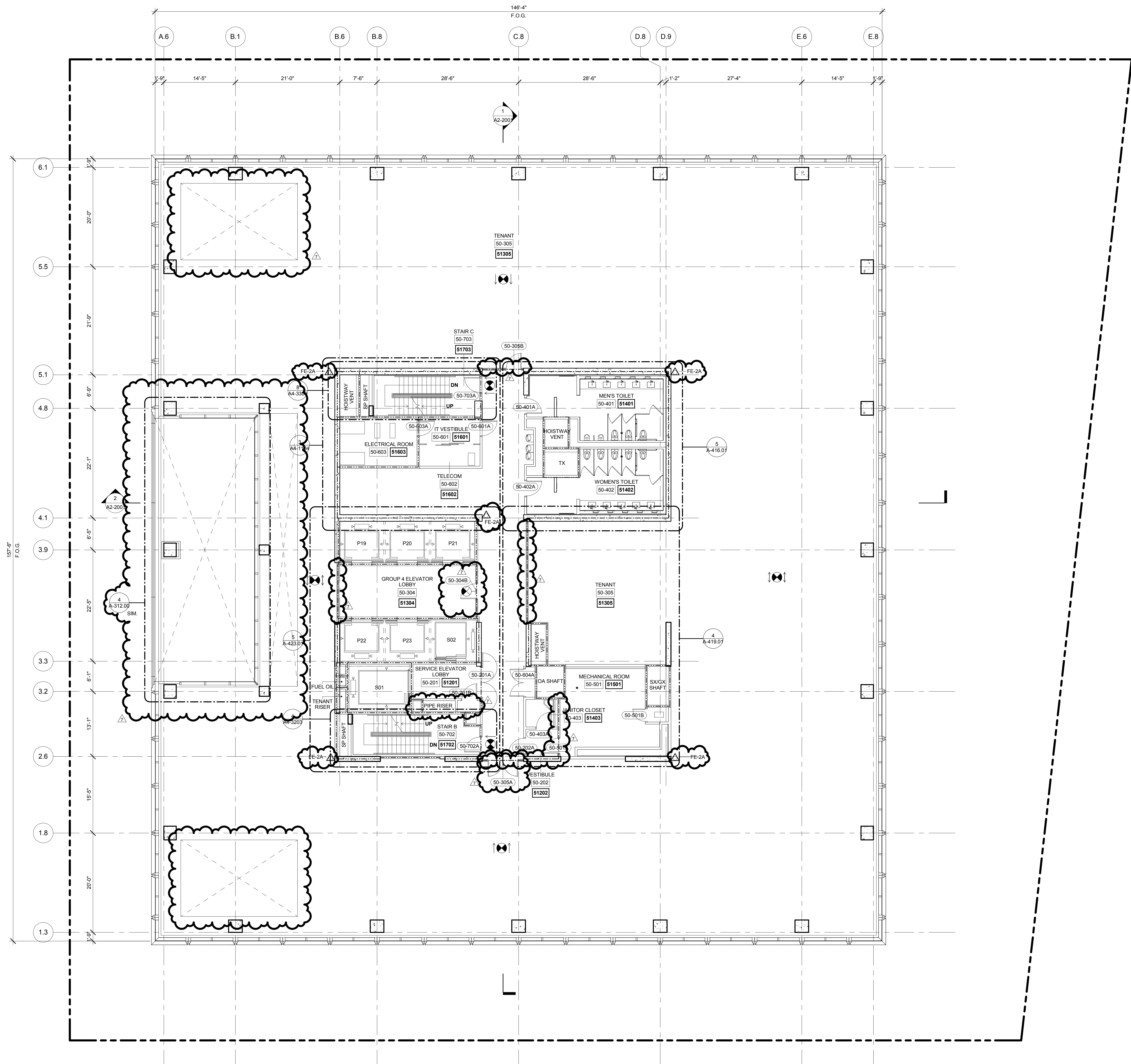
*Structural Engineer*

WSP  
228 East 45th Street, 3rd Floor  
New York, NY 10017  
Tel: 212.687.9888 Fax: 646.487.5501

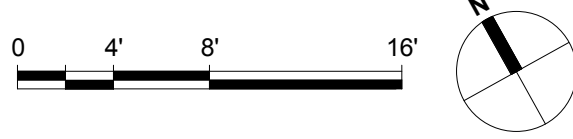
Mechanical, Electrical, Plumbing, Fire Protection

WSP  
512 Seventh Avenue  
New York, NY 10018  
Tel: 212.532.9600

- A1-SERIES GENERAL NOTES**
- G1. SEE DRAWING A6-0101 FOR PARTITION SCHEDULE AND SYMBOL DESCRIPTION.
- G2. SLAB TO SLAB MAKE PARTITION AND DOOR AT ELEVATOR LOBBY ENCLOSURE BY TENANT. TENANT FIT OUT PARTITIONS ARE INDICATED:  
TFO: [ ] [ ] [ ] [ ] [ ] [ ] [ ] [ ] [ ] [ ]
- G3. GWB FINISH AT CORE BY TENANT.
- G4. FIRE RATED PARTITIONS ARE INDICATED:  
1-HOUR: [ ] [ ] [ ] [ ] [ ] [ ] [ ] [ ] [ ] [ ]  
2-HOUR: [ ] [ ] [ ] [ ] [ ] [ ] [ ] [ ] [ ] [ ]  
3-HOUR: [ ] [ ] [ ] [ ] [ ] [ ] [ ] [ ] [ ] [ ]
- SEE A4-SERIES DRAWINGS FOR SPECIFIC PARTITION TYPES NOT IDENTIFIED IN THIS PLAN SERIES
- G5. WALLS REQUIRED FOR FLOOR ARE INDICATED  
ALT TCO: [ ] [ ] [ ] [ ] [ ] [ ] [ ] [ ] [ ] [ ]



**1** LEVEL 50 PLAN  
SCALE: 1/8" = 1'-0"



Issue Date: **04/03/2015**  
Project No. \_\_\_\_\_  
Drawn By: \_\_\_\_\_  
Sheet Number: **A-151.01**

REGISTERED ARCHITECT  
MICHAEL D. GREER  
NO. 027052  
STATE OF NEW YORK

**FLOOR PLAN 50  
(MARKETING 51)**

#### Drawing Number

A-151.01

SHEET 50 of 128



- A1-SERIES GENERAL NOTES
- G1. SEE DRAWING A6-0101 FOR PARTITION SCHEDULE AND SYMBOL DESCRIPTION.
- G2. SLAB TO SLAB SMOKE PARTITION AND DOORS AT ELEVATOR LOBBY ENCLOSURE BY TENANT. TENANT FIT OUT PARTITIONS ARE INDICATED.
- TFO: [Symbol]
- G3. GWS FINISH AT CORE BY TENANT.
- G4. FIRE RATED PARTITIONS ARE INDICATED:
- 1-HOUR: [Symbol]
- 2-HOUR: [Symbol]
- 3-HOUR: [Symbol]
- SEE A4-SERIES DRAWINGS FOR SPECIFIC PARTITION TYPES NOT IDENTIFIED IN THIS PLAN SERIES.
- G5. WALLS REQUIRED FOR TCO ARE INDICATED.
- ALT TCO: [Symbol]

## 55 HUDSON YARDS

Address  
550 W 34th St.  
New York, NY 10001



### Client

Related Companies  
60 Columbus Circle  
New York, NY 10023  
Tel: 212.801.1000 Fax: 212.801.1048

Oxford Properties Group  
320 Park Avenue, 17th Floor  
New York, NY 10022  
Tel: 212.986.7514 Fax: 212.986.7510

Mitsui Fudosan America, Inc.  
1251 Avenue of the Americas, Suite 800  
New York, NY 10020  
Tel: 212.403.5600 Fax: 212.403.5657

### Architect

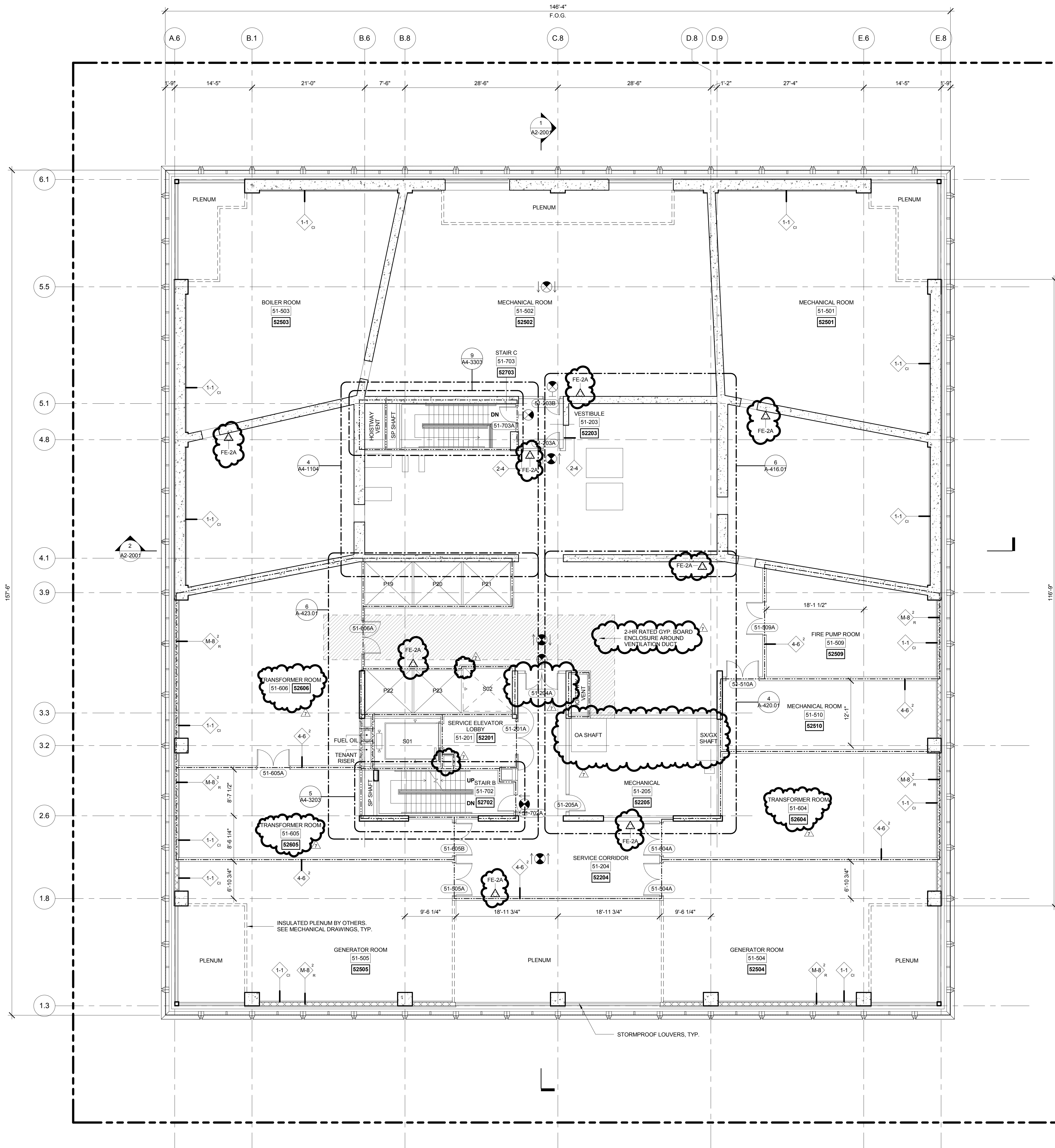
Kohn Pedersen Fox Associates PC  
Architects & Planning Consultants  
11 West 42nd Street  
New York, New York 10036  
TEL: 212.977.6500 FAX: 212.956.2526

### Structural Engineer


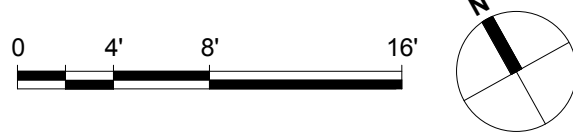
WSP  
228 East 45th Street, 3rd Floor  
New York, NY 10017  
Tel: 212.687.9888 Fax: 646.487.5501

### Mechanical, Electrical, Plumbing, Fire Protection

WSP  
512 Seventh Avenue  
New York, NY 10018  
Tel: 212.532.9600



1 LEVEL 51 PLAN  
SCALE: 1/8" = 1'-0"



Date: 04/03/2015  
Project No.:  
Drawn By:  
Sheet Number: A-152.01  
Drawing Title:  
FLOOR PLAN 51  
(MARKETING 52)  
MECHANICAL  
Drawing Number:  
A-152.01



- G1. SEE DRAWING A6-0101 FOR PARTITION SCHEDULE AND SYMBOL DESCRIPTION.
- G2. SLAB TO SLAB SMOKE PARTITION AND DOORS AT ELEVATOR LOBBY ENCLOSURE BY TENANT. TENANT FIT OUT PARTITIONS ARE INDICATED.
- TFO: [Symbol]
- G3. GWB FINISH AT CORE BY TENANT.
- G4. FIRE RATED PARTITIONS ARE INDICATED:
- 1-HOUR: [Symbol]
- 2-HOUR: [Symbol]
- 3-HOUR: [Symbol]
- SEE A4-SERIES DRAWINGS FOR SPECIFIC PARTITION TYPES NOT IDENTIFIED IN THIS PLAN SERIES.
- G5. WALLS REQUIRED FOR TCO ARE INDICATED.
- ALT TCO: [Symbol]

55 HUDSON YARDS

Address  
550 W 34th St.  
New York, NY 10001



Client

Related Companies  
60 Columbus Circle  
New York, NY 10023  
Tel: 212.801.1000 Fax: 212.801.1048

Oxford Properties Group  
320 Park Avenue, 17th Floor  
New York, NY 10022  
Tel: 212.986.7514 Fax: 212.986.7510

Mitsui Fudosan America, Inc.  
1251 Avenue of the Americas, Suite 800  
New York, NY 10020  
Tel: 212.403.5600 Fax: 212.403.5657

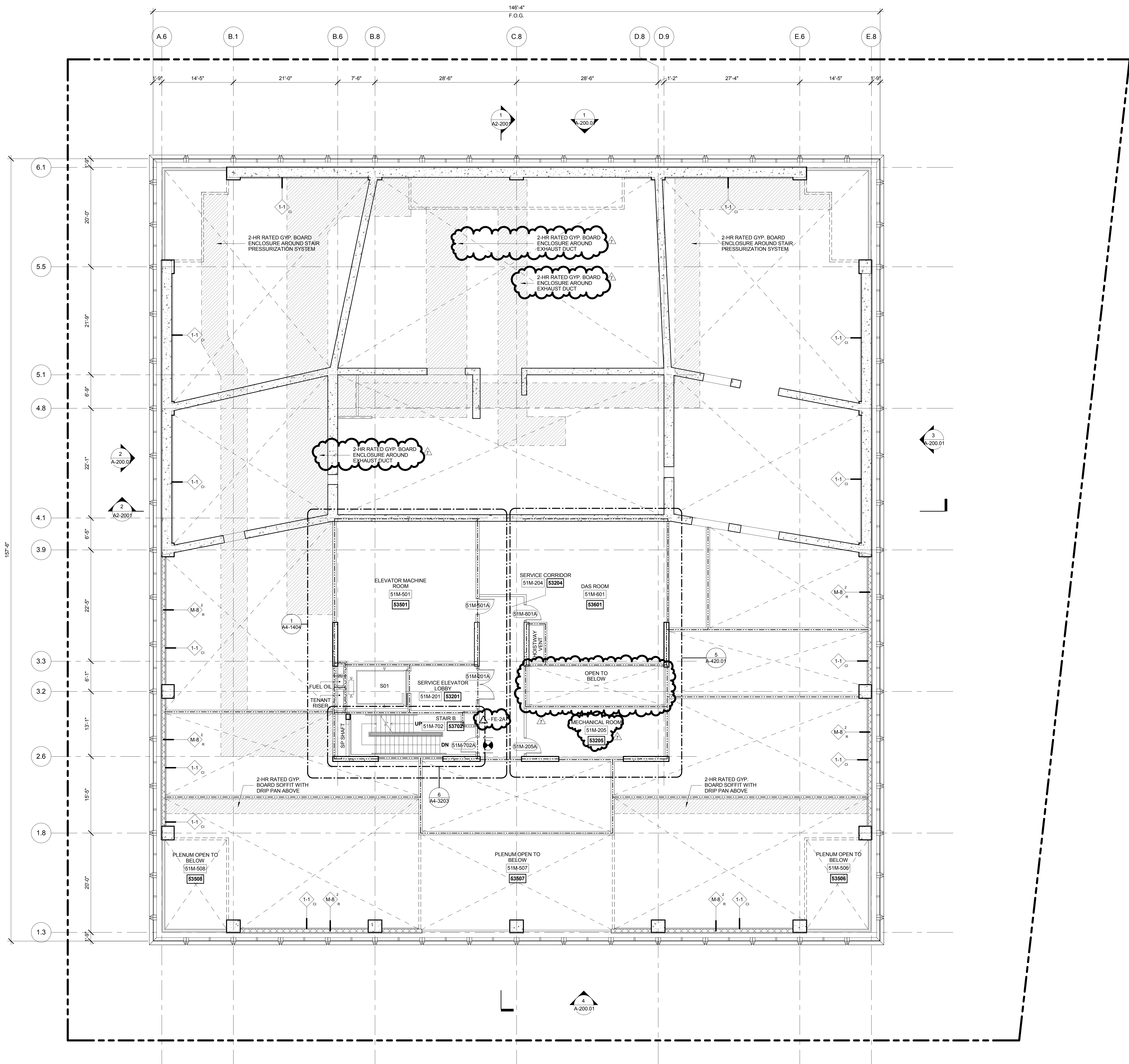
Architect  
Kohn Pedersen Fox Associates PC  
Architects & Planning Consultants  
11 West 42nd Street  
New York, New York 10036  
TEL: 212.977.6500 FAX: 212.956.2526

Structural Engineer


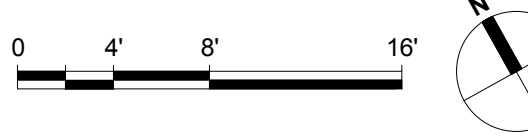
WSP  
228 East 45th Street, 3rd Floor  
New York, NY 10017  
Tel: 212.687.9888 Fax: 646.487.5501

Mechanical, Electrical, Plumbing, Fire Protection

WSP  
512 Seventh Avenue  
New York, NY 10018  
Tel: 212.532.9600



1 LEVEL 51 PLAN MEZZANINE  
SCALE: 1/8" = 1'-0"



Issue Date: 04/03/2015  
Project No.:  
Drawn By: A-153.01  
Sheet Number: A-153.01  
Drawing Title: FLOOR PLAN 51 MEZZANINE (MARKETING 52 MEZZANINE) A-153.01  
SHEET 52 of 128

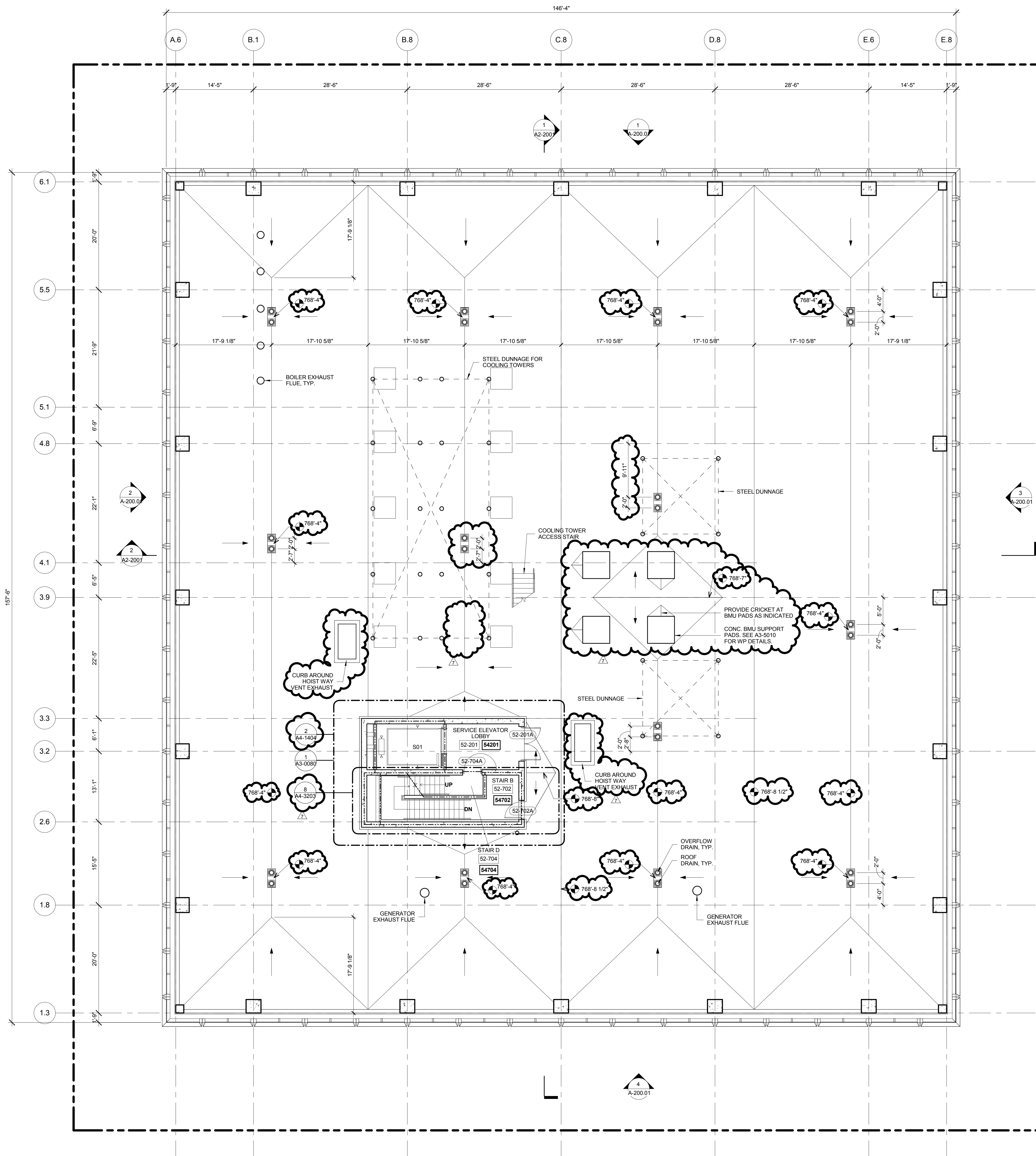





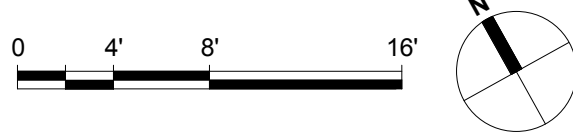
- A1-SERIES GENERAL NOTES
- G1. SEE DRAWING A6-0101 FOR PARTITION SCHEDULE AND SYMBOL DESCRIPTION.
- G2. SLAB TO SLAB SMOKE PARTITION AND DOORS AT ELEVATOR LOBBY ENCLOSURE BY TENANT. TENANT FIT OUT PARTITIONS ARE INDICATED:  
TFO: [Symbol]
- G3. GWB FINISH AT CORE BY TENANT.
- G4. FIRE RATED PARTITIONS ARE INDICATED:  
1-HOUR: [Symbol]  
2-HOUR: [Symbol]  
3-HOUR: [Symbol]
- SEE A4-SERIES DRAWINGS FOR SPECIFIC PARTITION TYPES NOT IDENTIFIED IN THIS PLAN SERIES.
- G5. WALLS REQUIRED FOR TCO ARE INDICATED:  
ALT TCO: [Symbol]

NOTES FOR A1-0553 - ROOF FLOOR PLAN

R1. ELEVATIONS SHOWN ARE TO TOP OF SLOPED CONCRETE SLAB AND DO NOT INCLUDE 8" BUILD UP OF ROOFING SYSTEM INSULATION AND PAVERS.



1 ROOF LEVEL PLAN  
SCALE: 1/8" = 1'-0"



Issue Date: 04/03/2015  
Project No:  
Drawn By:  
Sheet Number: A-154.01

Drawing Title  
**FLOOR PLAN ROOF  
(MARKETING ROOF)**

Drawing Number  
**A-154.01**



55 HUDSON YARDS

Address  
550 W 34th St.  
New York, NY 10001



**Client**  
Related Companies  
60 Columbus Circle  
New York, NY 10023  
Tel: 212.801.1000 Fax: 212.801.1048

Oxford Properties Group  
320 Park Avenue, 17th Floor  
New York, NY 10022  
Tel: 212.986.7514 Fax: 212.986.7510

Mitsui Fudosan America, Inc.  
1251 Avenue of the Americas, Suite 800  
New York, NY 10020  
Tel: 212.403.5600 Fax: 212.403.5657

**Architect**  
Kohn Pedersen Fox Associates PC  
Architects & Planning Consultants  
11 West 42nd Street  
New York, New York 10036  
TEL: 212.977.6500 FAX: 212.956.2526

**Structural Engineer**  
WSP  
228 East 45th Street, 3rd Floor  
New York, NY 10017  
Tel: 212.687.9888 Fax: 646.487.5501

**Mechanical, Electrical, Plumbing, Fire Protection**  
WSP  
512 Seventh Avenue  
New York, NY 10018  
Tel: 212.532.9600

No.	Description	Date
1	PLAN APPROVAL AMENDMENT	08/04/2017
2	D.O.B. BUILDING PERMIT FILING	05/11/2015

Key Plan

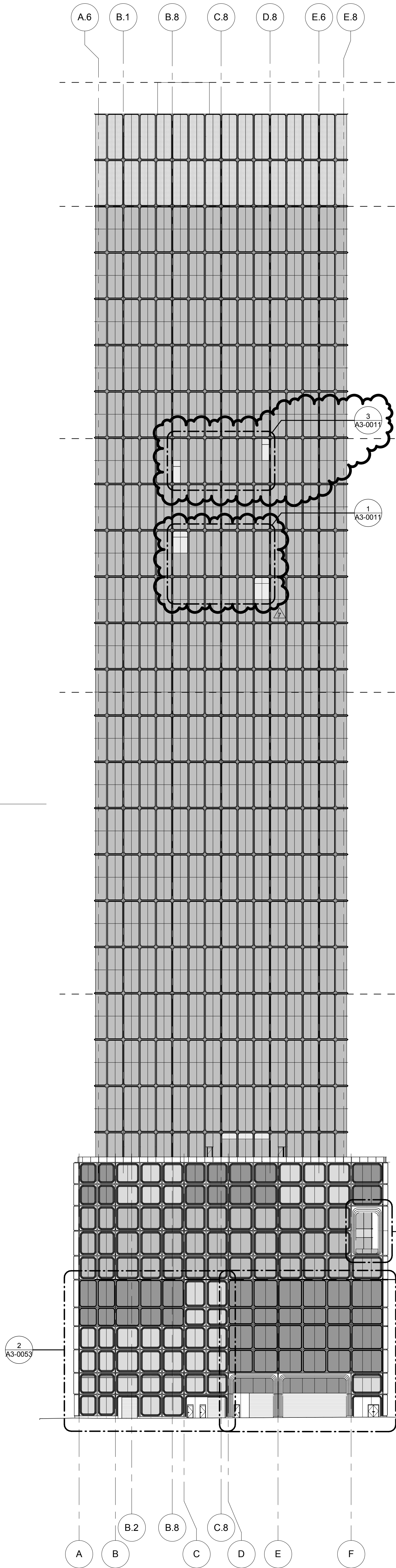


Date: 04/03/2015  
Project No.:  
Drawn By: [Signature]  
Sheet Number: A-200.01

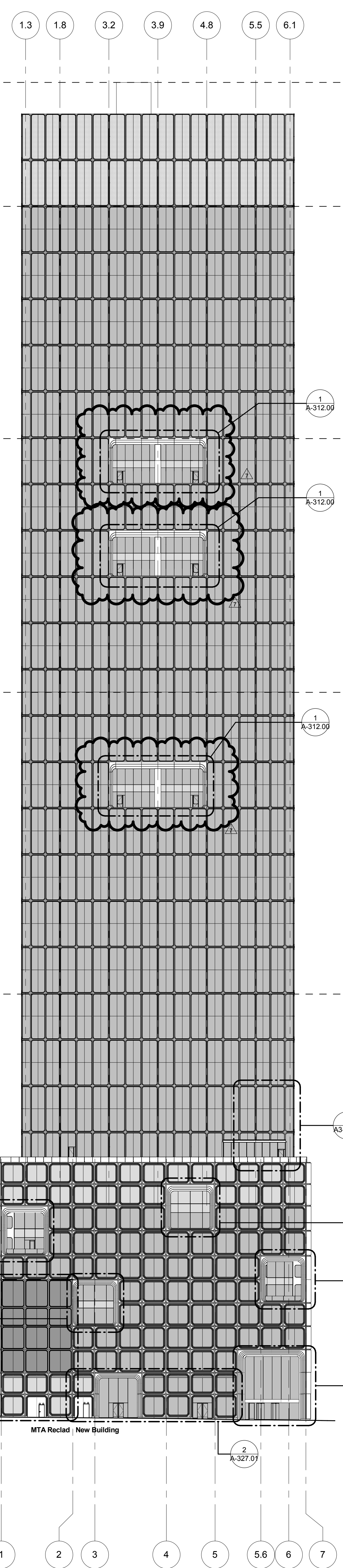
Overall Building Elevations

Sheet Number  
A-200.01


Sheet 54 of 128



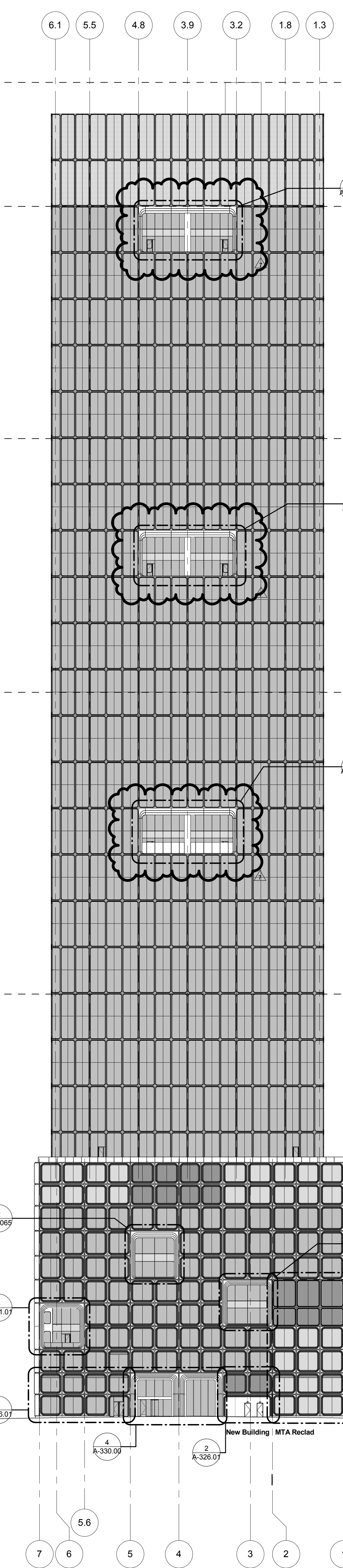
4 SOUTH ELEVATION  
SCALE: 1/32" = 1'-0"



3 EAST ELEVATION  
SCALE: 1/32" = 1'-0"



1 NORTH ELEVATION  
SCALE: 1/32" = 1'-0"



2 WEST ELEVATION  
SCALE: 1/32" = 1'-0"

- T.O. BULKHEAD  
TOS 811'-4"
- ROOF MECHANICAL  
TOS 757'-0"
- T.O. CURTAIN WALL  
TOS 752'-0 1/2"
- ROOF  
TOS 768'-4"
- LEVEL 51 (MARKETING 16) MEZZANINE  
TOS 766'-7"
- LEVEL 51 (MARKETING 52)  
TOS 759'-6"
- LEVEL 49 (MARKETING 51)  
TOS 725'-7"
- LEVEL 49 (MARKETING 50)  
TOS 722'-1"
- LEVEL 48 (MARKETING 49)  
TOS 698'-7"
- LEVEL 47 (MARKETING 48)  
TOS 688'-7"
- LEVEL 46 (MARKETING 47)  
TOS 671'-7"
- LEVEL 45 (MARKETING 46)  
TOS 658'-1"
- LEVEL 44 (MARKETING 45)  
TOS 644'-7"
- LEVEL 43 (MARKETING 44)  
TOS 631'-1"
- LEVEL 42 (MARKETING 43)  
TOS 617'-7"
- LEVEL 40 (MARKETING 41)  
TOS 589'-7"
- LEVEL 39 (MARKETING 40)  
TOS 577'-7"
- LEVEL 38 (MARKETING 39)  
TOS 563'-7"
- LEVEL 37 (MARKETING 38)  
TOS 550'-7"
- LEVEL 36 (MARKETING 37)  
TOS 536'-7"
- LEVEL 35 (MARKETING 36)  
TOS 523'-7"
- LEVEL 34 (MARKETING 35)  
TOS 509'-7"
- LEVEL 33 (MARKETING 34)  
TOS 496'-1"
- LEVEL 32 (MARKETING 33)  
TOS 482'-7"
- LEVEL 31 (MARKETING 32)  
TOS 469'-1"
- LEVEL 30 (MARKETING 31)  
TOS 455'-7"
- LEVEL 29 (MARKETING 30)  
TOS 442'-1"
- LEVEL 28 (MARKETING 29)  
TOS 429'-7"
- LEVEL 27 (MARKETING 28)  
TOS 415'-1"
- LEVEL 26 (MARKETING 27)  
TOS 401'-7"
- LEVEL 25 (MARKETING 26)  
TOS 388'-1"
- LEVEL 24 (MARKETING 25)  
TOS 374'-7"
- LEVEL 23 (MARKETING 24)  
TOS 361'-1"
- LEVEL 22 (MARKETING 23)  
TOS 347'-7"
- LEVEL 21 (MARKETING 22)  
TOS 334'-1"
- LEVEL 20 (MARKETING 21)  
TOS 320'-7"
- LEVEL 19 (MARKETING 20)  
TOS 307'-7"
- LEVEL 18 (MARKETING 19)  
TOS 293'-7"
- LEVEL 17 (MARKETING 18)  
TOS 280'-1"
- LEVEL 16 (MARKETING 17)  
TOS 266'-7"
- LEVEL 15 (MARKETING 16)  
TOS 253'-1"
- LEVEL 14 (MARKETING 15)  
TOS 239'-7"
- LEVEL 13 (MARKETING 14)  
TOS 226'-1"
- LEVEL 12 (MARKETING 12)  
TOS 212'-7"
- LEVEL 11 (MARKETING 11)  
TOS 199'-1"
- LEVEL 10 (MARKETING 10) - TERRACE  
TOS 181'-7"
- LEVEL 09 (MARKETING 09)  
TOS 157'-2"
- LEVEL 08 (MARKETING 08)  
TOS 142'-7"
- LEVEL 07 (MARKETING 07)  
TOS 128'-0"
- LEVEL 06 (MARKETING 06)  
TOS 114'-1"
- LEVEL 05 (MARKETING 05)  
TOS 100'-0"
- LEVEL 04 (MARKETING 04)  
TOS 86'-11"
- LEVEL 03 (MARKETING 03)  
TOS 73'-4"
- LEVEL 02 (MARKETING 02)  
TOS 59'-0"
- LEVEL 01 (MARKETING 01)  
TOS 32'-0"
- CELLAR LEVEL C1 (MARKETING C1)  
TOS 19'-1"
- CELLAR LEVEL C2 (MARKETING C2)  
TOS 5'-7"
- DATUM  
TOS 0"









Client  
Related Companies  
60 Columbus Circle  
New York, NY 10023  
Tel: 212.801.1000 Fax: 212.801.1048

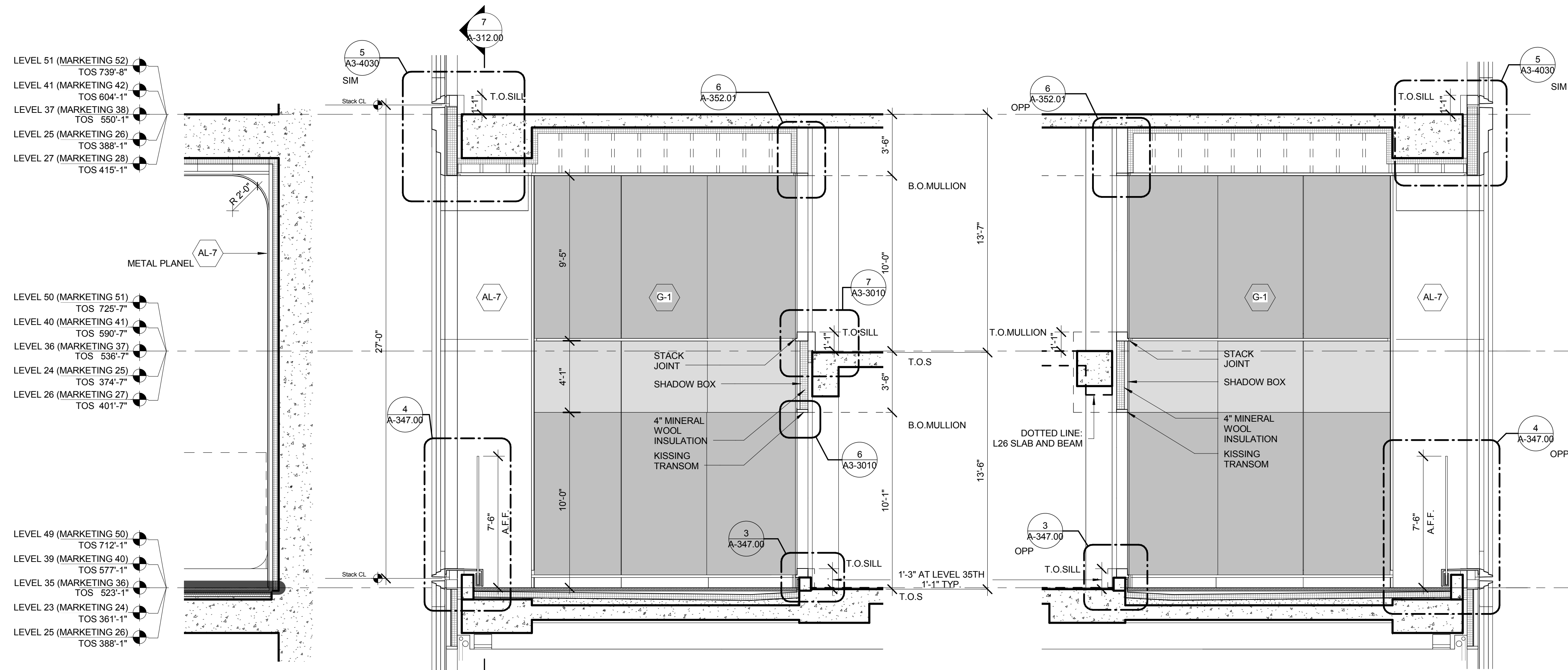
Oxford Properties Group  
320 Park Avenue, 17th Floor  
New York, NY 10022  
Tel: 212.986.7514 Fax: 212.986.7510

Mitsui Fudosan America, Inc.  
1251 Avenue of the Americas, Suite 800  
New York, NY 10020  
Tel: 212.403.5600 Fax: 212.403.5657

Architect  
Kohn Pedersen Fox Associates PC  
Architects & Planning Consultants  
11 West 42nd Street  
New York, New York 10036  
TEL: 212.977.6500 FAX: 212.956.2526

Structural Engineer  
WSP  
228 East 45th Street, 3rd Floor  
New York, NY 10017  
Tel: 212.687.9888 Fax: 646.487.5501

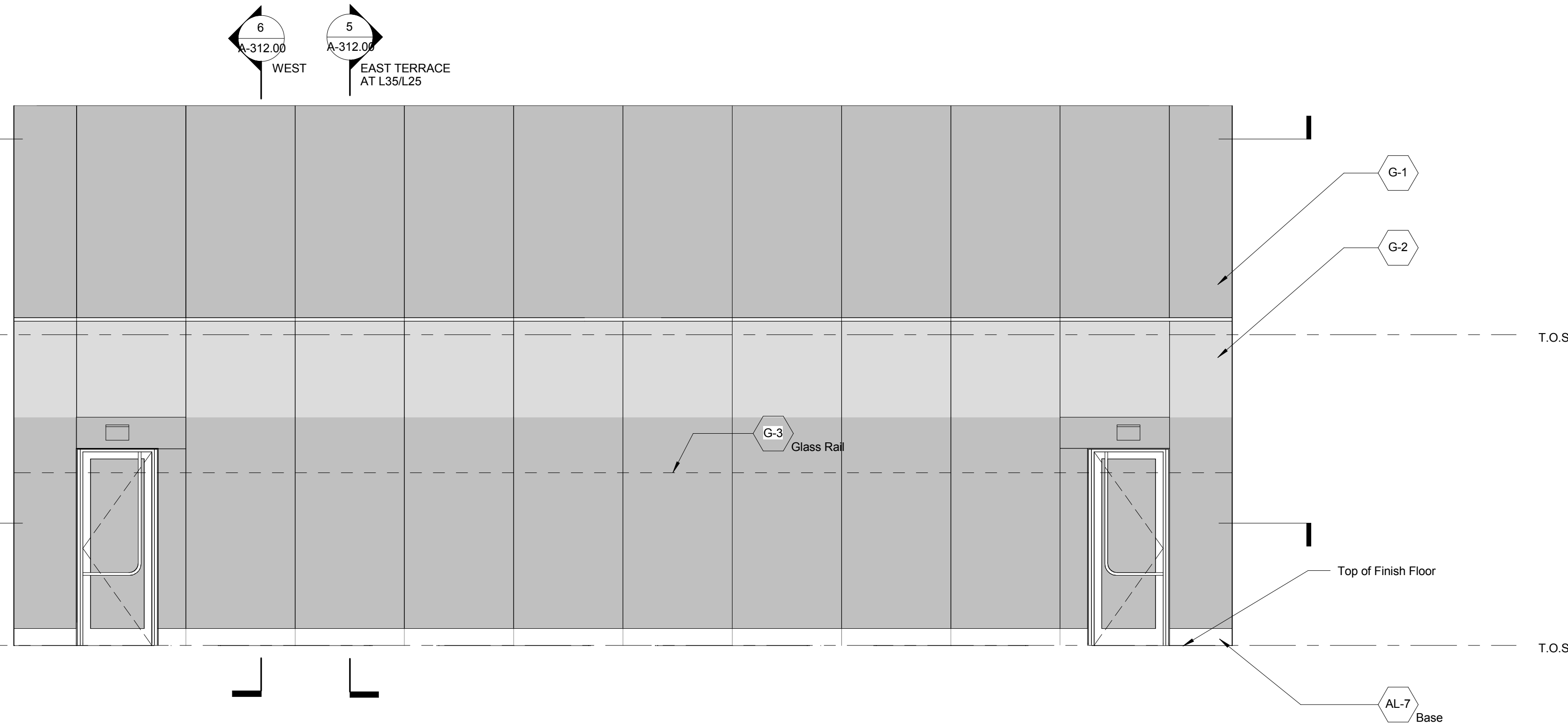
Mechanical, Electrical, Plumbing, Fire Protection  
WSP  
512 Seventh Avenue  
New York, NY 10018  
Tel: 212.532.9600



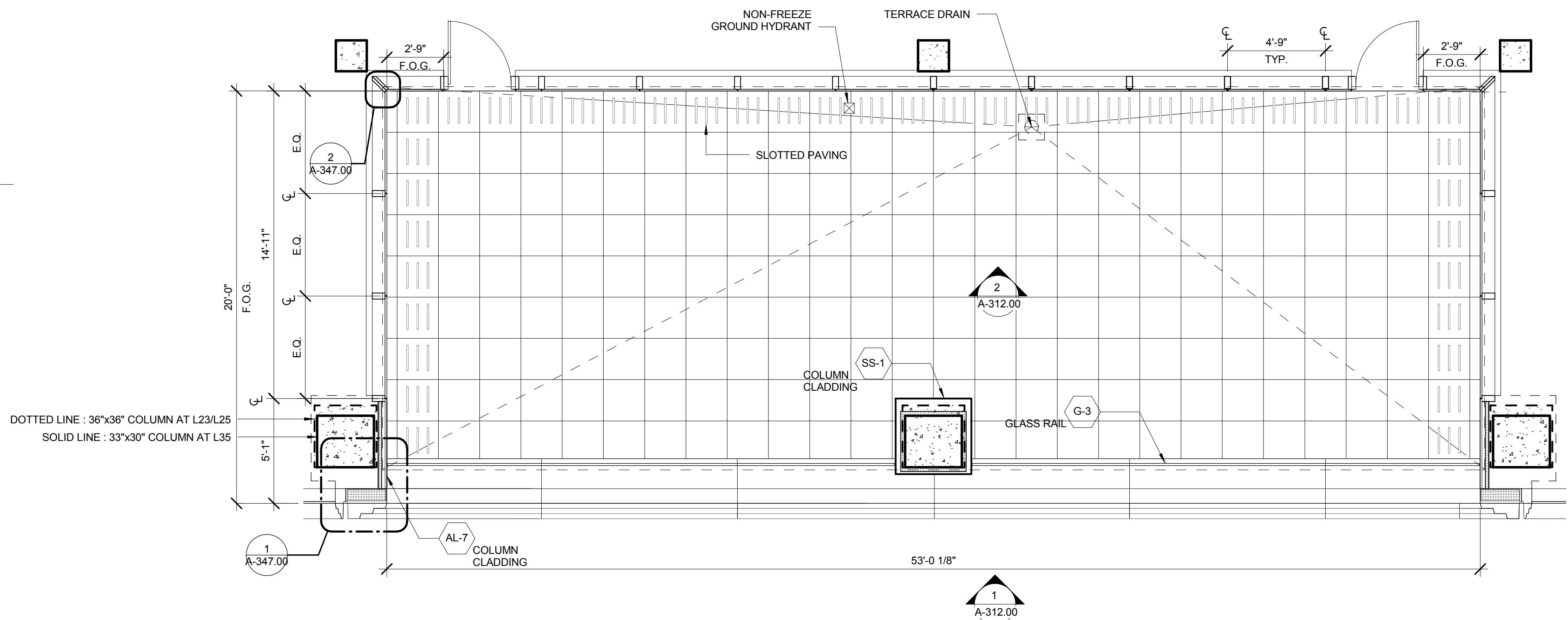
7 WALL TYPE DETAIL SECTION - TOWER TERRACE SIDE WALL  
SCALE: 1/4" = 1'-0"

6 WALL TYPE DETAIL SECTION - TOWER TERRACE - TYPICAL  
SCALE: 1/4" = 1'-0"

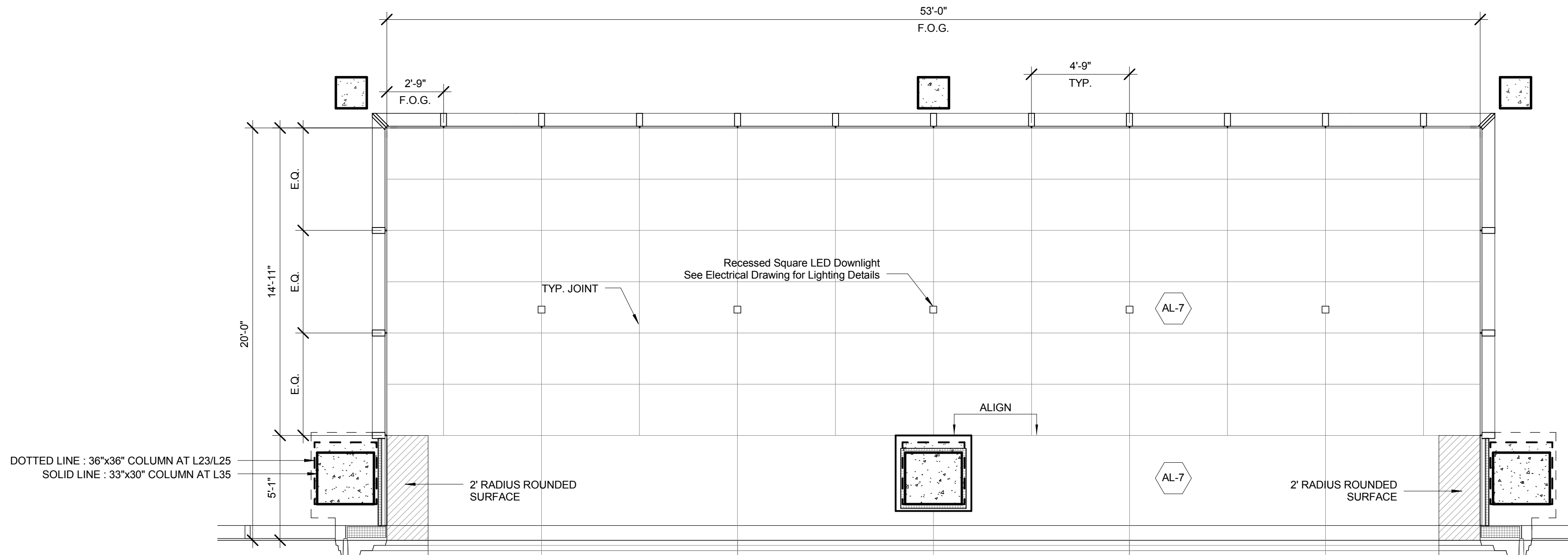
5 WALL TYPE DETAIL SECTION AT TOWER TERRACE AT LEVEL 35  
SCALE: 1/4" = 1'-0"



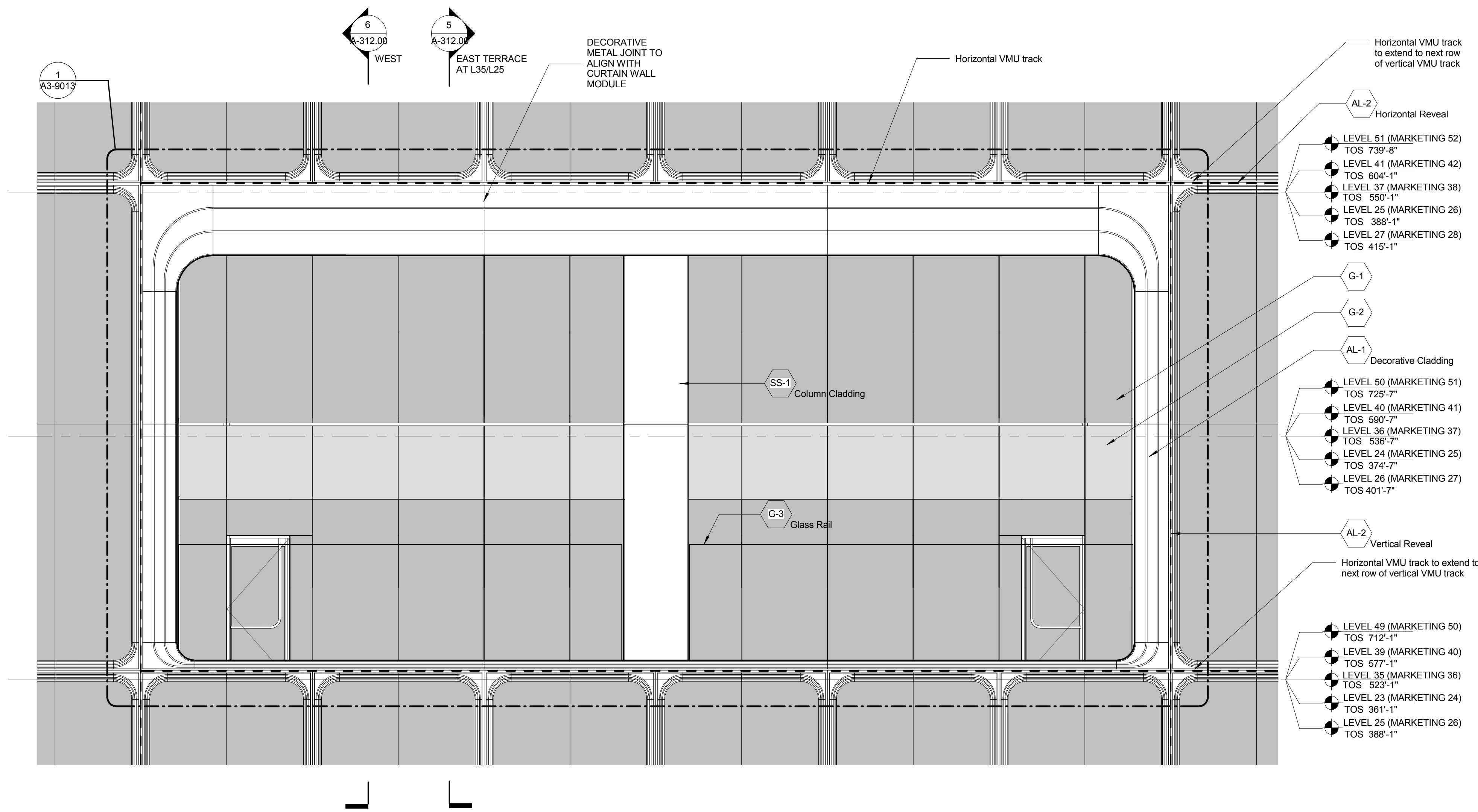
2 WALL TYPE DETAIL ELEVATION - TYP. TOWER TERRACE  
SCALE: 1/4" = 1'-0"



4 WALL TYPE DETAIL PLAN - TOWER TERRACE - TYP.  
SCALE: 1/4" = 1'-0"




3 WALL TYPE DETAIL RCP - TOWER TERRACE - TYPICAL  
SCALE: 1/4" = 1'-0"



1 WALL TYPE DETAIL ELEVATION - TYP. TOWER TERRACE  
SCALE: 1/4" = 1'-0"

No.	Description	Date
1	PLAN APPROVAL AMENDMENT	08/04/2017

Key Plan



Drawing Title  
**WALL TYPE 02 - TOWER TERRACE**

Drawing Number  
**A-312.00**





Client  
Related Companies  
60 Columbus Circle  
New York, NY 10023  
Tel: 212.801.1000 Fax: 212.801.1048

Oxford Properties Group  
320 Park Avenue, 17th Floor  
New York, NY 10022  
Tel: 212.966.7514 Fax: 212.966.7510

Mitsui Fudosan America, Inc.  
1251 Avenue of the Americas, Suite 800  
New York, NY 10020  
Tel: 212.403.5600 Fax: 212.403.5657

Architect  
Kohn Pedersen Fox Associates PC  
Architects & Planning Consultants  
11 West 42nd Street  
New York, New York 10036  
TEL: 212.977.6500 FAX: 212.956.2526

Structural Engineer  
WSP  
228 East 45th Street, 3rd Floor  
New York, NY 10017  
Tel: 212.687.9888 Fax: 646.487.5501

Mechanical, Electrical, Plumbing, Fire Protection  
WSP  
512 Seventh Avenue  
New York, NY 10018  
Tel: 212.532.9600

1	PLAN APPROVAL AMENDMENT	08/04/2017
2	D.O.B. BUILDING PERMIT FILING	05/13/2015
No.	Description	Date
1	PLAN	08/04/2017
2	D.O.B. BUILDING PERMIT FILING	05/13/2015
3	PLAN	08/04/2017
4	D.O.B. BUILDING PERMIT FILING	05/13/2015
5	PLAN	08/04/2017
6	D.O.B. BUILDING PERMIT FILING	05/13/2015
7	PLAN	08/04/2017
8	D.O.B. BUILDING PERMIT FILING	05/13/2015
9	PLAN	08/04/2017
10	D.O.B. BUILDING PERMIT FILING	05/13/2015
11	PLAN	08/04/2017
12	D.O.B. BUILDING PERMIT FILING	05/13/2015
13	PLAN	08/04/2017
14	D.O.B. BUILDING PERMIT FILING	05/13/2015
15	PLAN	08/04/2017
16	D.O.B. BUILDING PERMIT FILING	05/13/2015
17	PLAN	08/04/2017
18	D.O.B. BUILDING PERMIT FILING	05/13/2015
19	PLAN	08/04/2017
20	D.O.B. BUILDING PERMIT FILING	05/13/2015
21	PLAN	08/04/2017
22	D.O.B. BUILDING PERMIT FILING	05/13/2015
23	PLAN	08/04/2017
24	D.O.B. BUILDING PERMIT FILING	05/13/2015
25	PLAN	08/04/2017
26	D.O.B. BUILDING PERMIT FILING	05/13/2015
27	PLAN	08/04/2017
28	D.O.B. BUILDING PERMIT FILING	05/13/2015
29	PLAN	08/04/2017
30	D.O.B. BUILDING PERMIT FILING	05/13/2015
31	PLAN	08/04/2017
32	D.O.B. BUILDING PERMIT FILING	05/13/2015
33	PLAN	08/04/2017
34	D.O.B. BUILDING PERMIT FILING	05/13/2015
35	PLAN	08/04/2017
36	D.O.B. BUILDING PERMIT FILING	05/13/2015
37	PLAN	08/04/2017
38	D.O.B. BUILDING PERMIT FILING	05/13/2015
39	PLAN	08/04/2017
40	D.O.B. BUILDING PERMIT FILING	05/13/2015
41	PLAN	08/04/2017
42	D.O.B. BUILDING PERMIT FILING	05/13/2015
43	PLAN	08/04/2017
44	D.O.B. BUILDING PERMIT FILING	05/13/2015
45	PLAN	08/04/2017
46	D.O.B. BUILDING PERMIT FILING	05/13/2015
47	PLAN	08/04/2017
48	D.O.B. BUILDING PERMIT FILING	05/13/2015
49	PLAN	08/04/2017
50	D.O.B. BUILDING PERMIT FILING	05/13/2015
51	PLAN	08/04/2017
52	D.O.B. BUILDING PERMIT FILING	05/13/2015
53	PLAN	08/04/2017
54	D.O.B. BUILDING PERMIT FILING	05/13/2015
55	PLAN	08/04/2017
56	D.O.B. BUILDING PERMIT FILING	05/13/2015
57	PLAN	08/04/2017
58	D.O.B. BUILDING PERMIT FILING	05/13/2015
59	PLAN	08/04/2017
60	D.O.B. BUILDING PERMIT FILING	05/13/2015
61	PLAN	08/04/2017
62	D.O.B. BUILDING PERMIT FILING	05/13/2015
63	PLAN	08/04/2017
64	D.O.B. BUILDING PERMIT FILING	05/13/2015
65	PLAN	08/04/2017
66	D.O.B. BUILDING PERMIT FILING	05/13/2015
67	PLAN	08/04/2017
68	D.O.B. BUILDING PERMIT FILING	05/13/2015
69	PLAN	08/04/2017
70	D.O.B. BUILDING PERMIT FILING	05/13/2015
71	PLAN	08/04/2017
72	D.O.B. BUILDING PERMIT FILING	05/13/2015
73	PLAN	08/04/2017
74	D.O.B. BUILDING PERMIT FILING	05/13/2015
75	PLAN	08/04/2017
76	D.O.B. BUILDING PERMIT FILING	05/13/2015
77	PLAN	08/04/2017
78	D.O.B. BUILDING PERMIT FILING	05/13/2015
79	PLAN	08/04/2017
80	D.O.B. BUILDING PERMIT FILING	05/13/2015
81	PLAN	08/04/2017
82	D.O.B. BUILDING PERMIT FILING	05/13/2015
83	PLAN	08/04/2017
84	D.O.B. BUILDING PERMIT FILING	05/13/2015
85	PLAN	08/04/2017
86	D.O.B. BUILDING PERMIT FILING	05/13/2015
87	PLAN	08/04/2017
88	D.O.B. BUILDING PERMIT FILING	05/13/2015
89	PLAN	08/04/2017
90	D.O.B. BUILDING PERMIT FILING	05/13/2015
91	PLAN	08/04/2017
92	D.O.B. BUILDING PERMIT FILING	05/13/2015
93	PLAN	08/04/2017
94	D.O.B. BUILDING PERMIT FILING	05/13/2015
95	PLAN	08/04/2017
96	D.O.B. BUILDING PERMIT FILING	05/13/2015
97	PLAN	08/04/2017
98	D.O.B. BUILDING PERMIT FILING	05/13/2015
99	PLAN	08/04/2017
100	D.O.B. BUILDING PERMIT FILING	05/13/2015

1

2

3

4

5

6

7

8

9

10

11

12

13

14

15

16

17

18

19

20

21

22

23

24

25

26

27

28

29

30

31

32

33

34

35

36

37

38

39

40

41

42

43

44

45

46

47

48

49

50

51

52

53

54

55

56

57

58

59

60

61

62

63

64

65

66

67

68

69

70

71

72

73

74

75

76

77

78

79

80

81

82

83

84

85

86

87

88

89

90

91

92

93

94

95

96

97

98

99

100

101

102

103

104

105

106

107

108

109

110

111

112

113

114

115

116

117

118

119

120

121

122

123

124

125

126

127

128

129

130

131

132

133

134

135

136

137

138

139

140

141

142

143

144

145

146

147

148

149

150

151

152

153

154

155

156

157

158

159

160

161

162

163

164

165

166

167

168

169

170

171

172

173

174

175

176

177

178

179

180

181

182

183

184

185

186

187

188

189

190

191

192

193

194

195

196

197

198

199

200

201

202

203

204

205

206

207

208

209

210

211

212

213





Client  
Related Companies  
60 Columbus Circle  
New York, NY 10023  
Tel: 212.801.1000 Fax: 212.801.1048

Oxford Properties Group  
320 Park Avenue, 17th Floor  
New York, NY 10022  
Tel: 212.986.7514 Fax: 212.986.7510

Mitsui Fudosan America, Inc.  
1251 Avenue of the Americas, Suite 800  
New York, NY 10020  
Tel: 212.403.5600 Fax: 212.403.5657

Architect  
Kohn Pedersen Fox Associates PC  
Architects & Planning Consultants  
111 West 42nd Street  
New York, New York 10036  
TEL: 212.977.6500 FAX: 212.956.2526

Structural Engineer  
WSP  
228 East 45th Street, 3rd Floor  
New York, NY 10017  
Tel: 212.687.9888 Fax: 646.487.5501

Mechanical, Electrical, Plumbing, Fire Protection  
WSP  
512 Seventh Avenue  
New York, NY 10018  
Tel: 212.532.9600

7. PLAN APPROVAL AMENDMENT 08/04/2017  
2. D.O.B. BUILDING PERMIT FILING 05/11/2015

No. Description Date

Exp. Plan



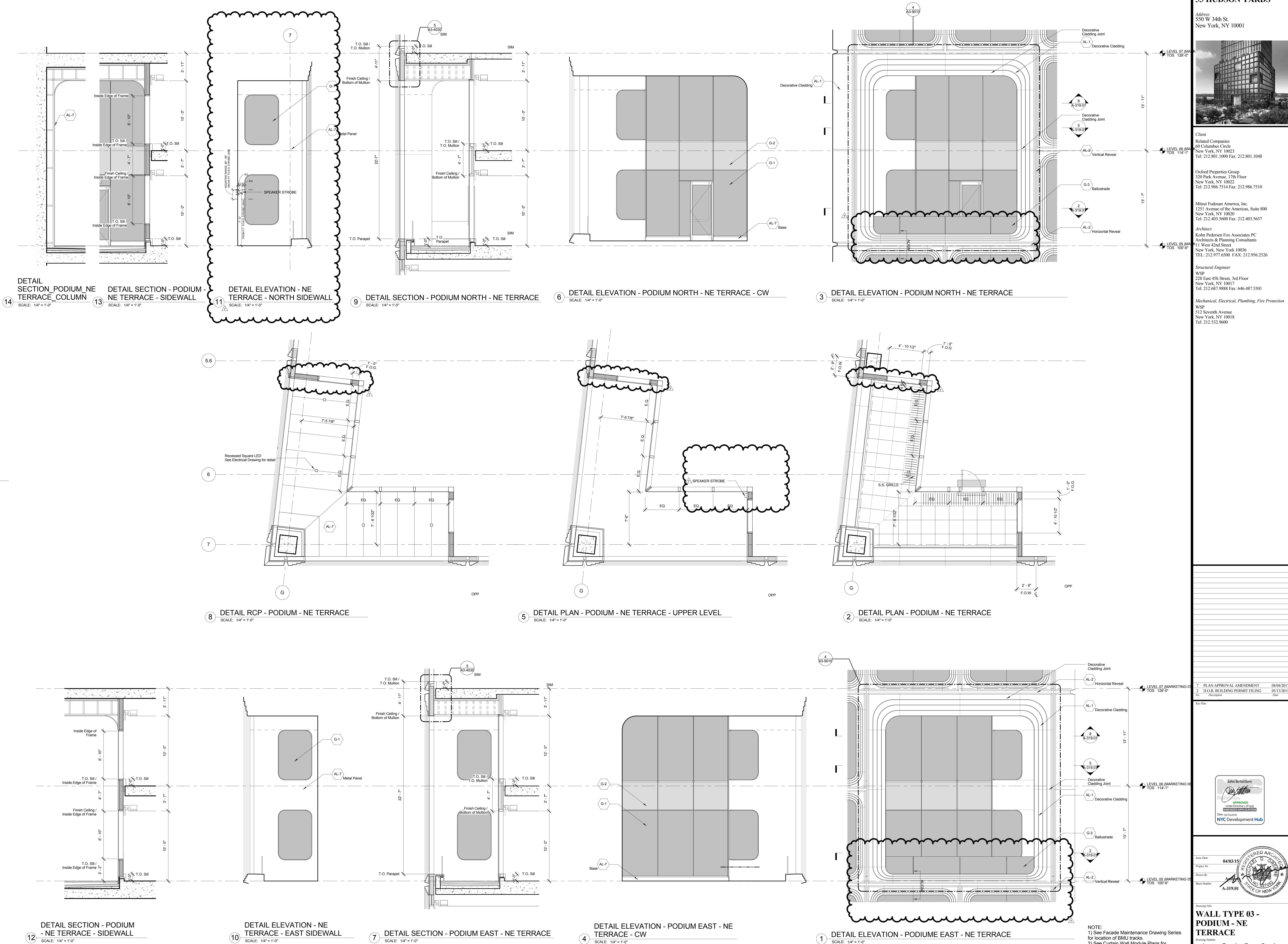
Drawn Date: 04/03/15  
Project No.:  
Drawn By: [Signature]  
Sheet Number: A-319.01

WALL TYPE 03 -  
PODIUM - NE  
TERRACE

A-319.01

SHEET 58 of 128

© 2015 KOHN PEDERSEN FOX ASSOCIATES PC. All rights reserved.



NOTE:  
1) See Facade Maintenance Drawing Series for location of BMU tracks.  
2) See Curtain Wall Module Plans for mullion locations.  
3) All Elevations based on North American Vertical Datum 88 unless otherwise noted.





Client  
Related Companies  
60 Columbus Circle  
New York, NY 10023  
Tel: 212.801.1000 Fax: 212.801.1048

Oxford Properties Group  
320 Park Avenue, 17th Floor  
New York, NY 10022  
Tel: 212.986.7514 Fax: 212.986.7510

Mitsui Fudosan America, Inc.  
1251 Avenue of the Americas, Suite 800  
New York, NY 10020  
Tel: 212.403.5600 Fax: 212.403.5657

Architect  
Kohn Pedersen Fox Associates PC  
Architects & Planning Consultants  
11 West 42nd Street  
New York, New York 10036  
TEL: 212.977.6500 FAX: 212.956.2526

Structural Engineer  
WSP  
228 East 45th Street, 3rd Floor  
New York, NY 10017  
Tel: 212.687.9888 Fax: 646.487.5501

Mechanical, Electrical, Plumbing, Fire Protection  
WSP  
512 Seventh Avenue  
New York, NY 10018  
Tel: 212.532.9600

7	PLAN APPROVAL AMENDMENT	08/04/2017
2	D.O.B. BUILDING PERMIT FILING	05/11/2015
No.	Description	Date

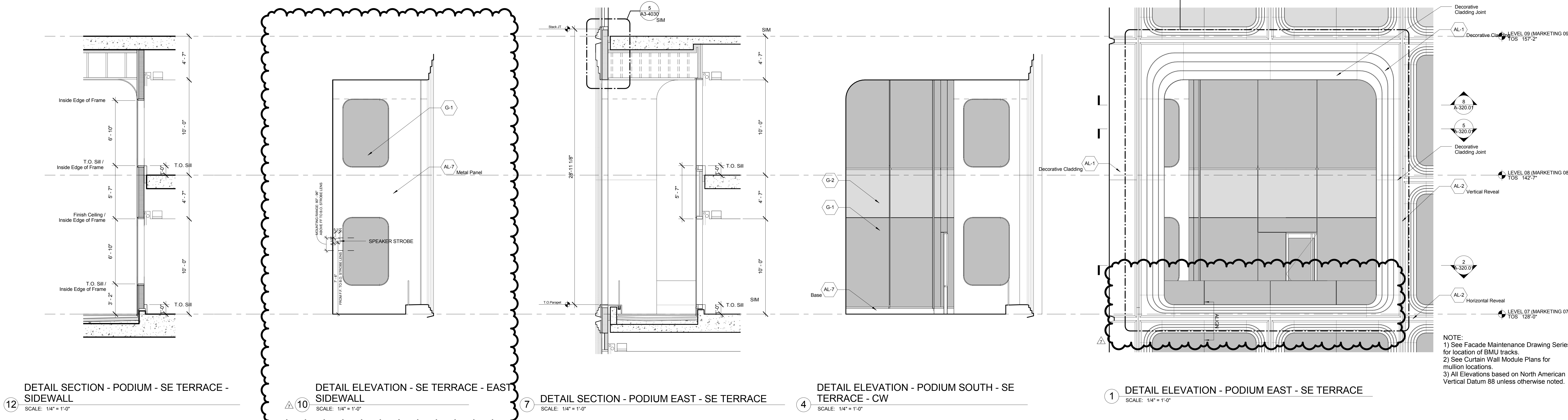
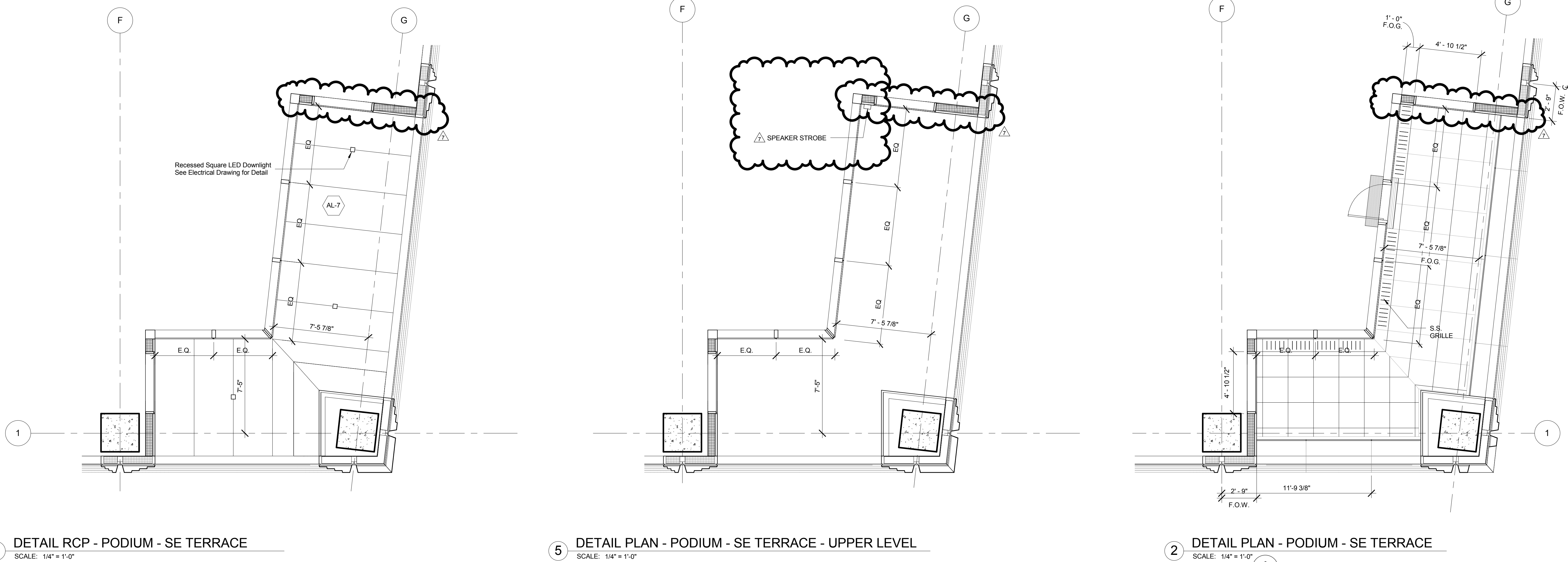
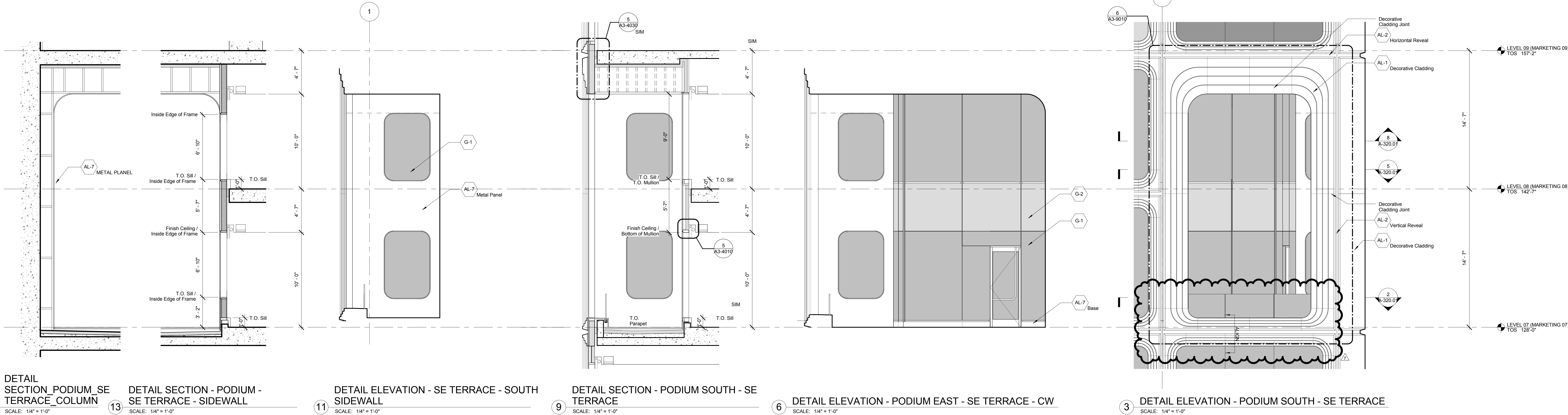
Exp. Plan



Date: 04/03/15  
Project No.:  
Drawn By: John B. Williams  
Sheet Number: A-320.01

WALL TYPE 03 -  
PODIUM - SE  
TERRACE

11/15/2017 4:26:36 PM  
A-320.01



NOTE:  
1) See Facade Maintenance Drawing Series for location of BMU tracks.  
2) See Curtain Wall Module Plans for mullion locations.  
3) All Elevations based on North American Vertical Datum 88 unless otherwise noted.









Client  
Related Companies  
60 Columbus Circle  
New York, NY 10023  
Tel: 212.801.1000 Fax: 212.801.1048

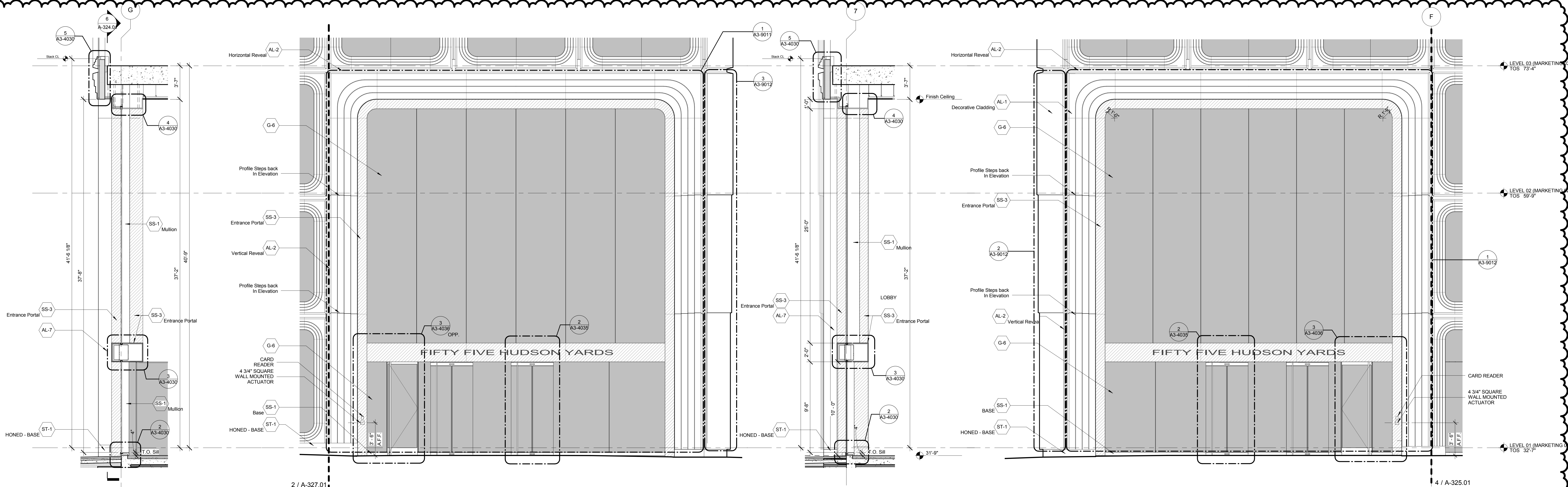
Oxford Properties Group  
320 Park Avenue, 17th Floor  
New York, NY 10022  
Tel: 212.986.7514 Fax: 212.986.7510

Mitsui Fudosan America, Inc.  
1251 Avenue of the Americas, Suite 800  
New York, NY 10020  
Tel: 212.403.5600 Fax: 212.403.5657

Architect  
Kohn Pedersen Fox Associates PC  
Architects & Planning Consultants  
11 West 42nd Street  
New York, New York 10036  
TEL: 212.977.6500 FAX: 212.956.2526

Structural Engineer  
WSP  
228 East 45th Street, 3rd Floor  
New York, NY 10017  
Tel: 212.687.9888 Fax: 646.487.5501

Mechanical, Electrical, Plumbing, Fire Protection  
WSP  
512 Seventh Avenue  
New York, NY 10018  
Tel: 212.532.9600

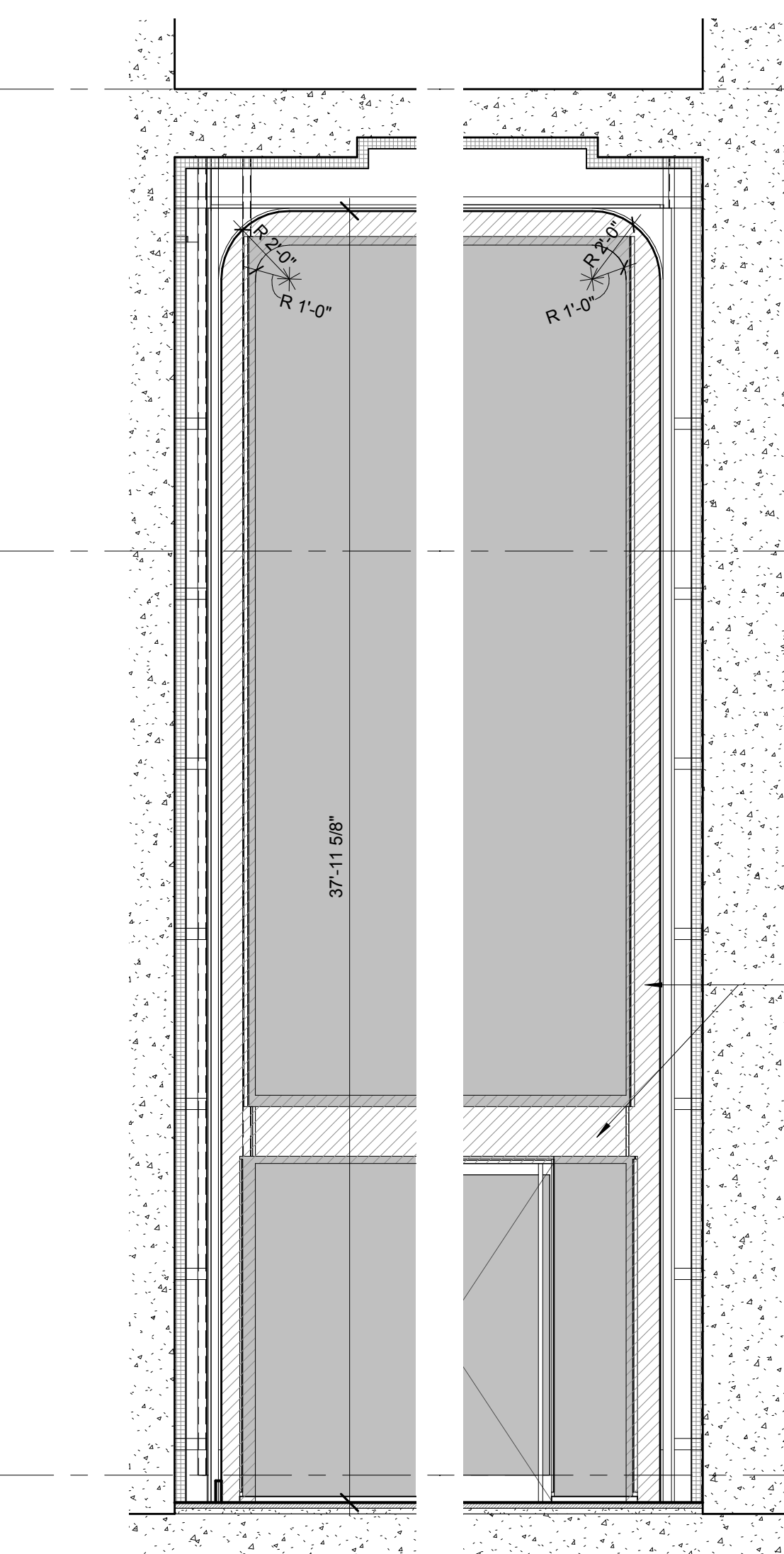


WALL TYPE DETAIL SECTION - NE CORNER  
ENTRANCE - PARK  
SCALE: 1/4" = 1'-0"

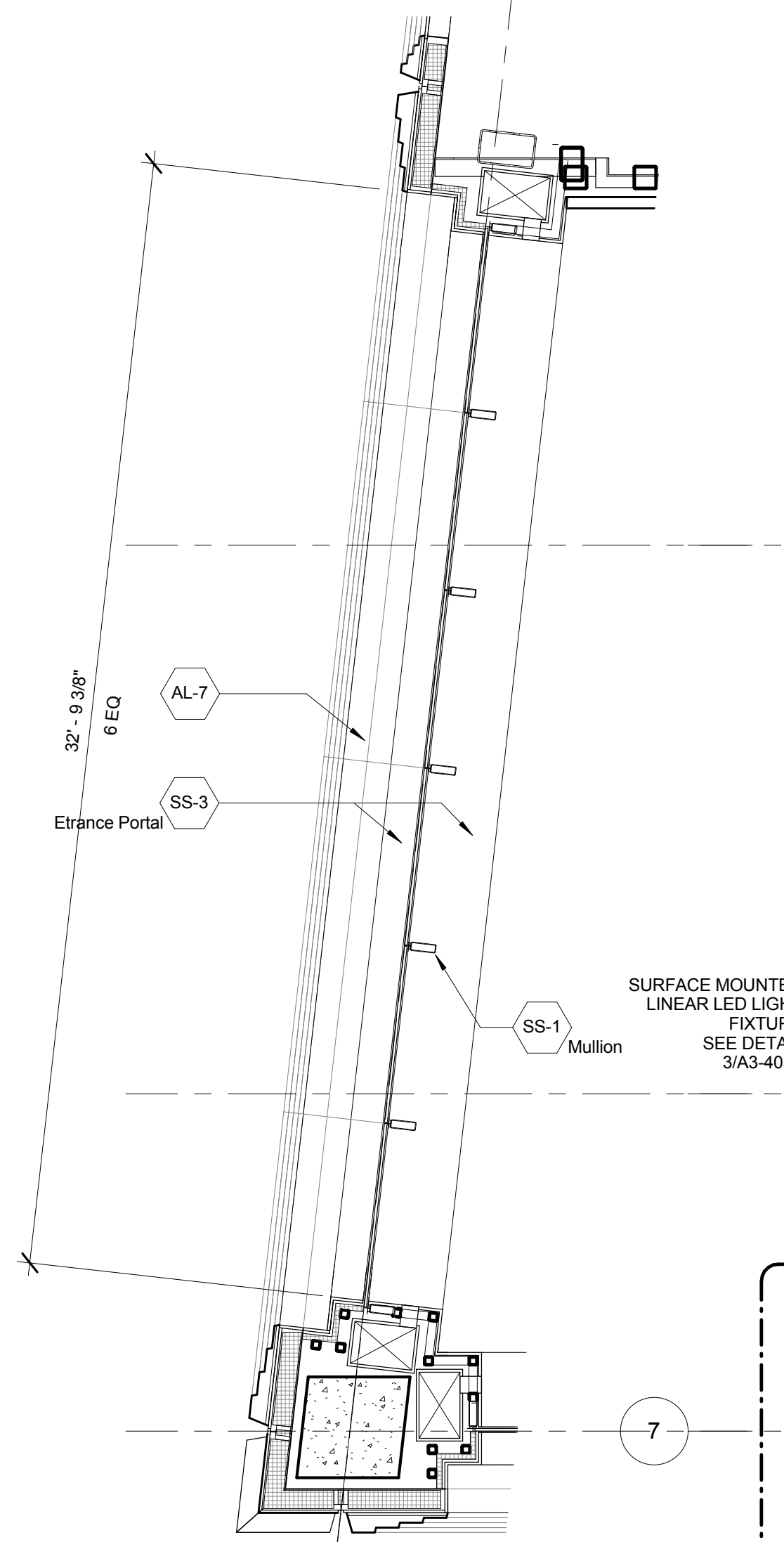
WALL TYPE DETAIL ELEVATION - NE CORNER  
ENTRANCE - PARK  
SCALE: 1/4" = 1'-0"

WALL TYPE DETAIL SECTION - NE CORNER  
ENTRANCE - PARK  
SCALE: 1/4" = 1'-0"

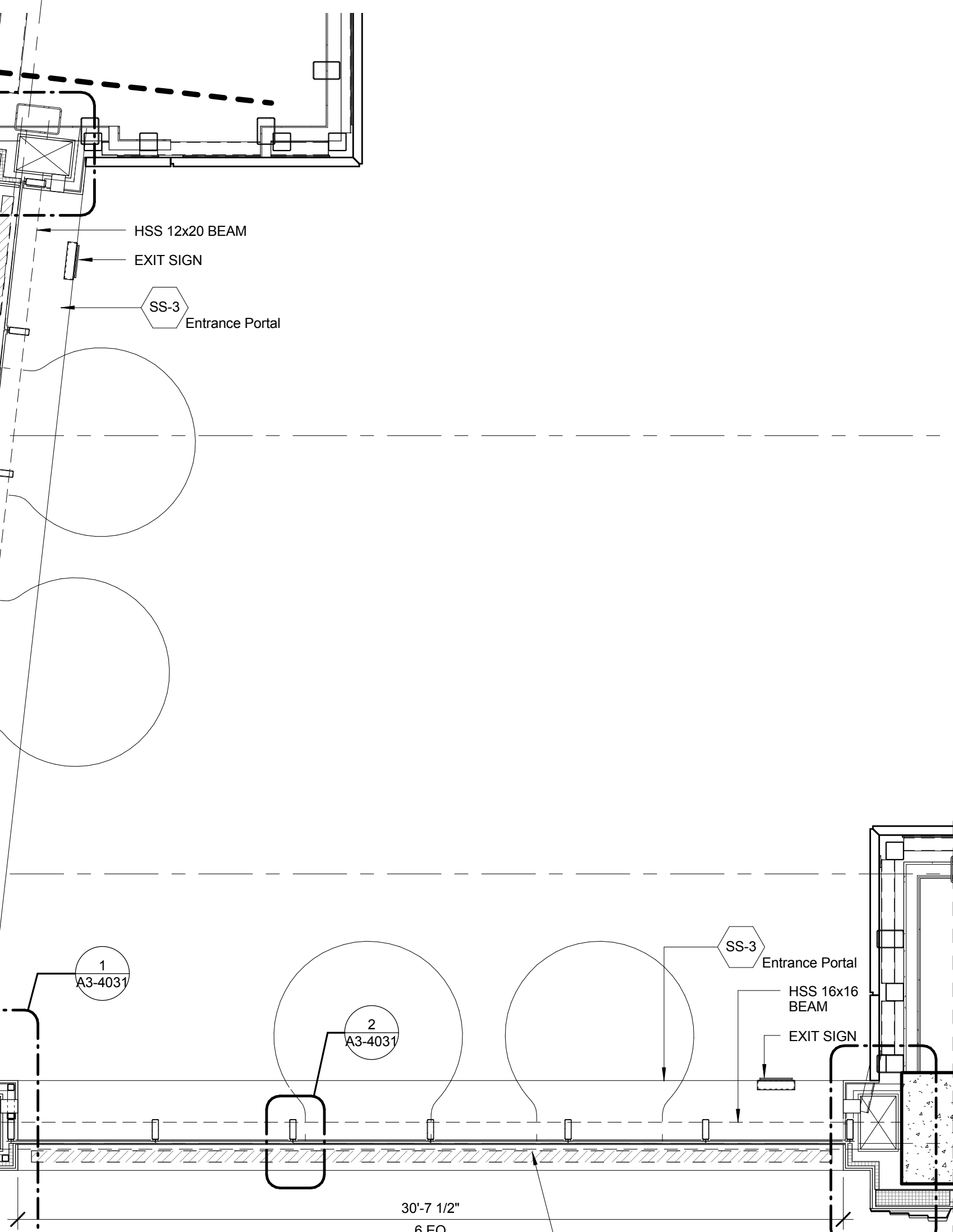
WALL TYPE DETAIL ELEVATION - NE CORNER  
ENTRANCE - 34TH ST  
SCALE: 1/4" = 1'-0"



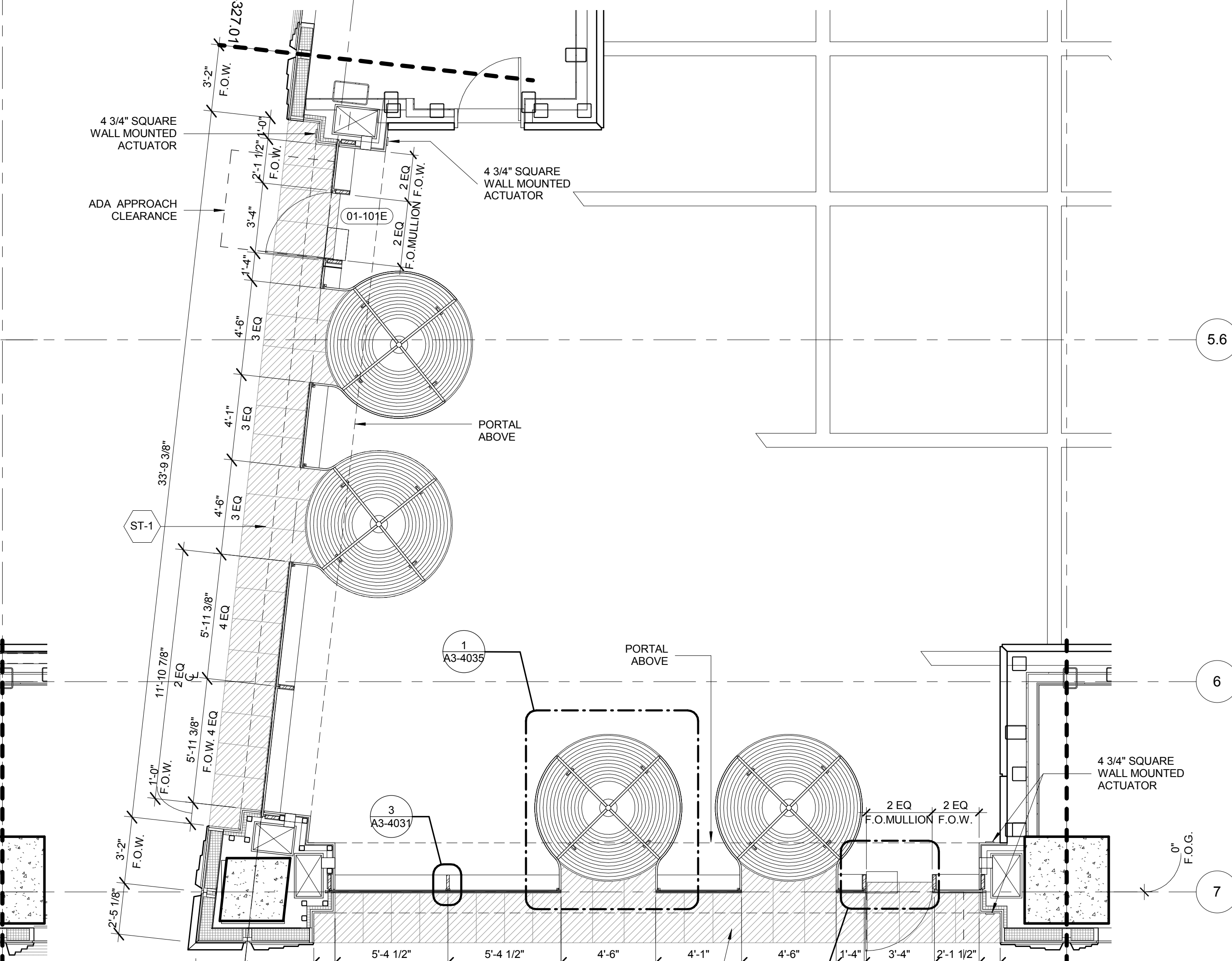
WALL TYPE DETAIL SECTION - NE CORNER  
ENTRANCE  
SCALE: 1/4" = 1'-0"



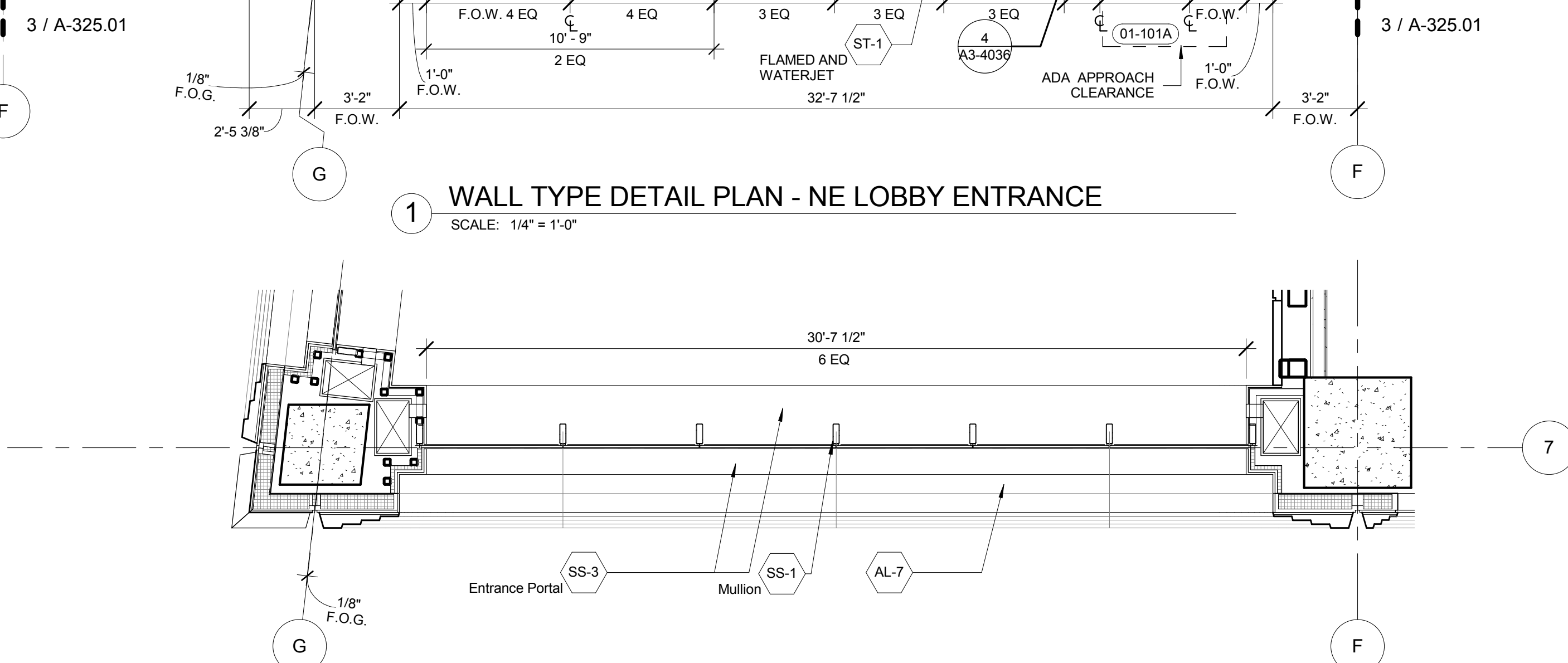
WALL TYPE DETAIL RCP - NE LOBBY ENTRANCE  
SCALE: 1/4" = 1'-0"



WALL TYPE DETAIL PLAN - NE LOBBY ENTRANCE (UPPER)  
SCALE: 1/4" = 1'-0"



WALL TYPE DETAIL PLAN - NE LOBBY ENTRANCE  
SCALE: 1/4" = 1'-0"



WALL TYPE DETAIL RCP - NE LOBBY ENTRANCE  
SCALE: 1/4" = 1'-0"

NOTE:  
1) See Facade Maintenance Drawing Series  
for location of BMU tracks.  
2) See Curtain Wall Module Plans for  
mullion locations.  
3) All Elevations based on North American  
Vertical Datum of United States Coast and  
Geodetic Survey.

7. PLAN APPROVAL AMENDMENT 08/04/2017  
2. D.O.B. BUILDING PERMIT FILING 05/11/2015  
No. Description Date

For Plan



Date: 04/03/15  
Project No.  
Drawn By  
Sheet Number  
A-324.01

WALL TYPE 05 -  
PODIUM - LOBBY  
ENTRANCES  
Drawing Number

A-324.01

SHEET 61 of 128

© 2011 KOHN PEDERSEN FOX ASSOCIATES PC. All rights reserved.







- A-326.01  
8/16/2017









Client  
Related Companies  
60 Columbus Circle  
New York, NY 10023  
Tel: 212.801.1000 Fax: 212.801.1048

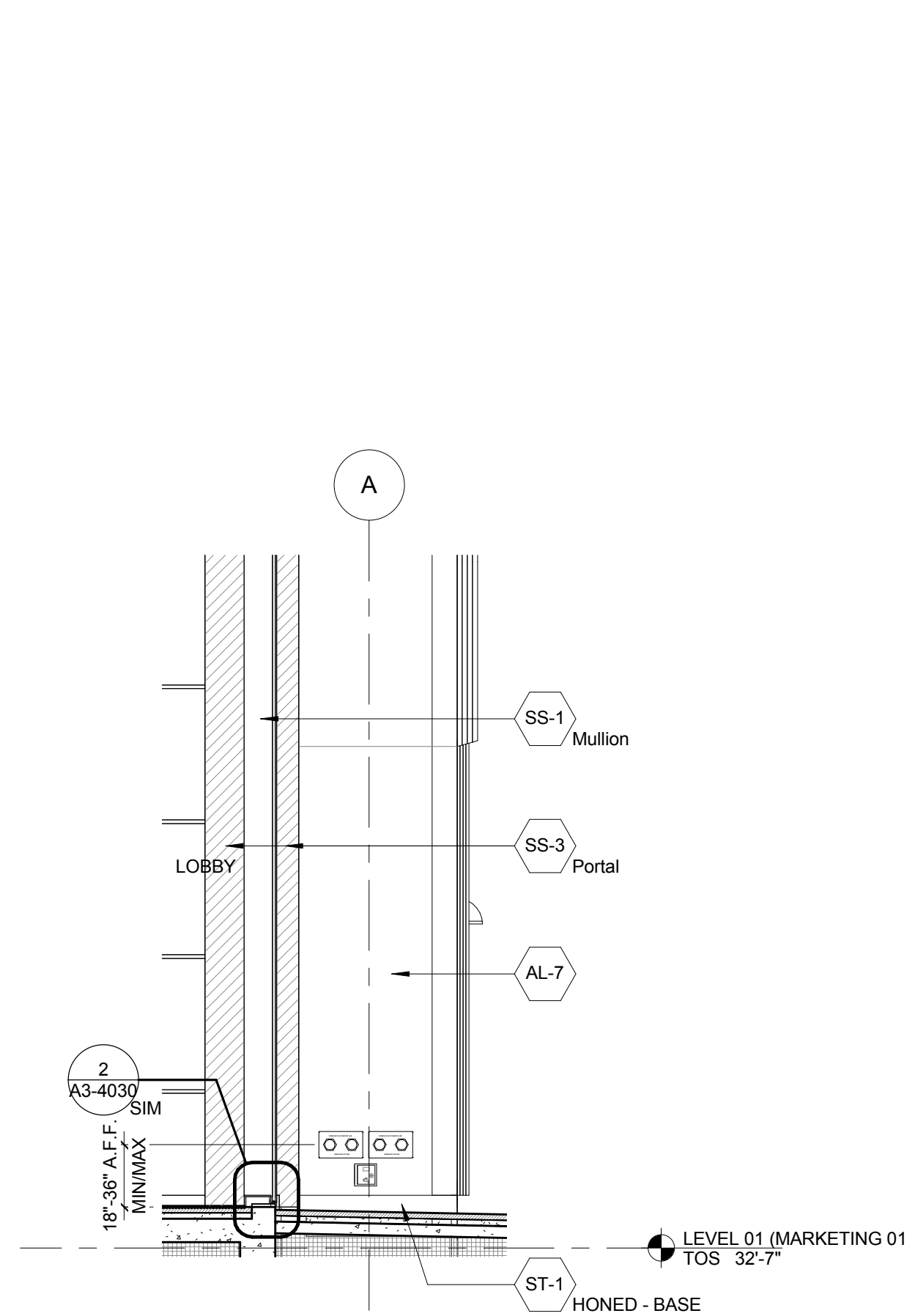
Oxford Properties Group  
320 Park Avenue, 17th Floor  
New York, NY 10022  
Tel: 212.986.7514 Fax: 212.986.7510

Mitsui Fudosan America, Inc.  
1251 Avenue of the Americas, Suite 800  
New York, NY 10020  
Tel: 212.403.5600 Fax: 212.403.5657

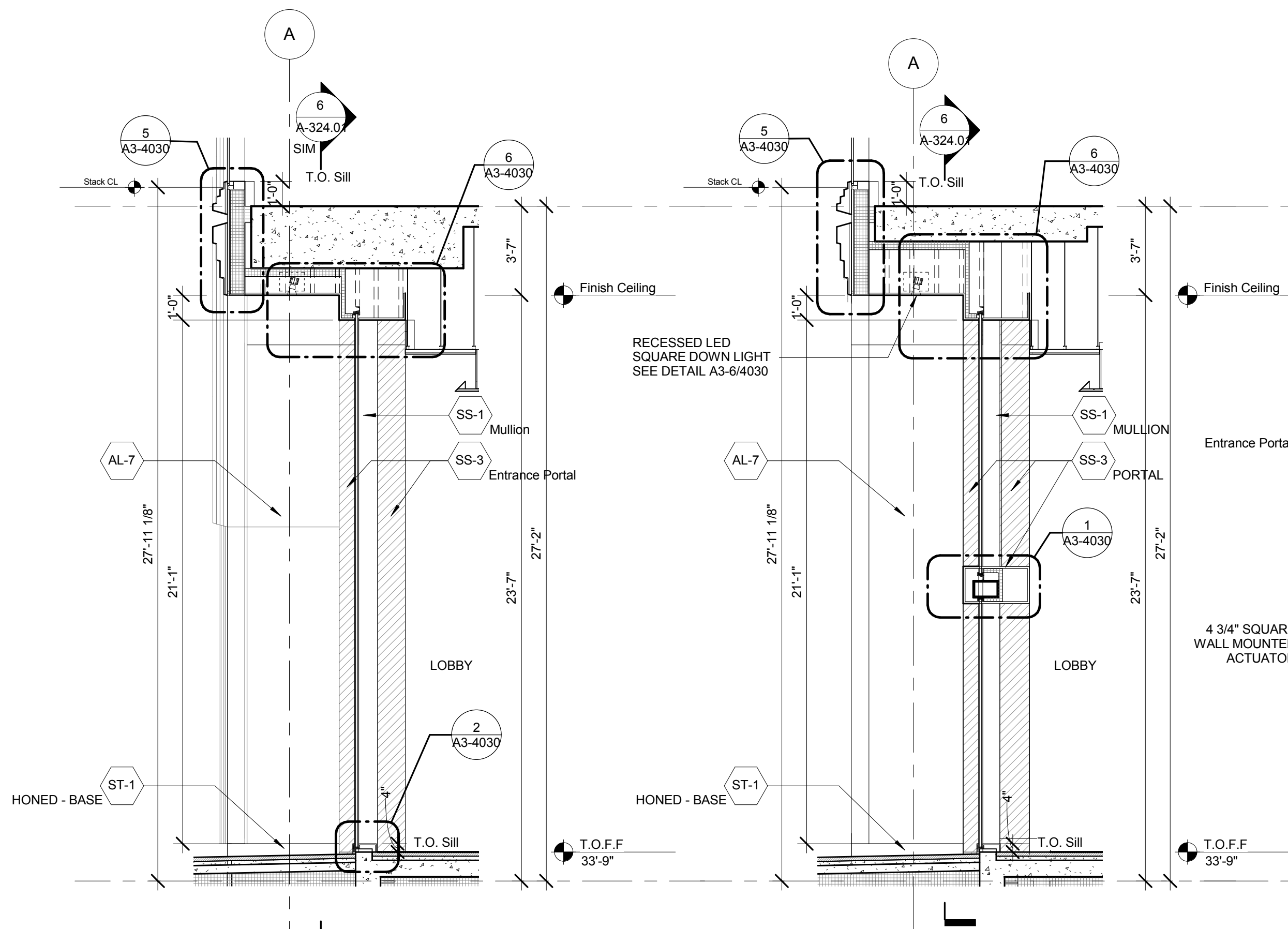
Architect  
Kohn Pedersen Fox Associates PC  
Architects & Planning Consultants  
11 West 42nd Street  
New York, New York 10036  
TEL: 212.977.6500 FAX: 212.956.2526

Structural Engineer  
WSP  
228 East 45th Street, 3rd Floor  
New York, NY 10017  
Tel: 212.687.9888 Fax: 646.487.5501

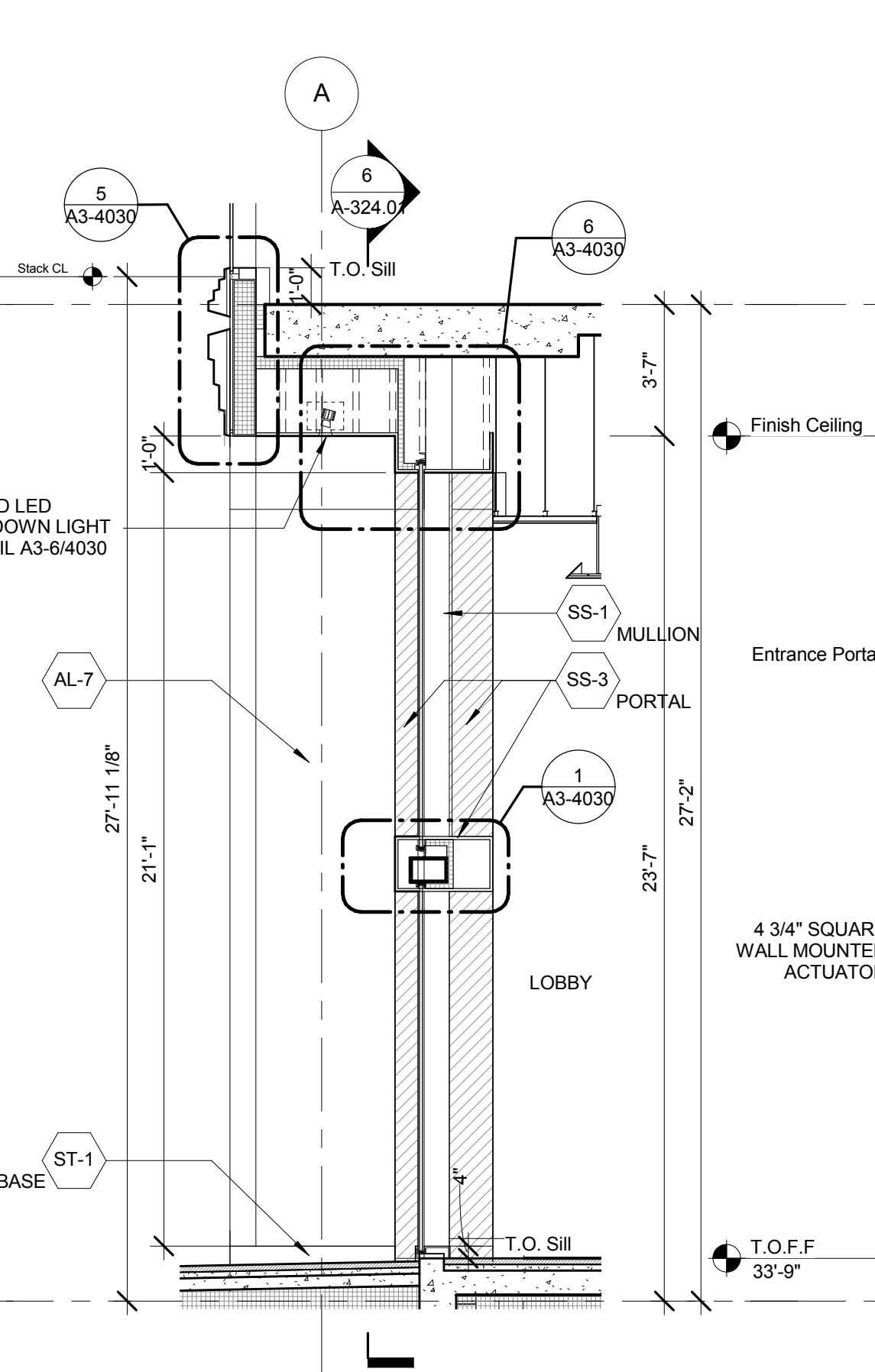
Mechanical, Electrical, Plumbing, Fire Protection  
WSP  
512 Seventh Avenue  
New York, NY 10018  
Tel: 212.532.9600



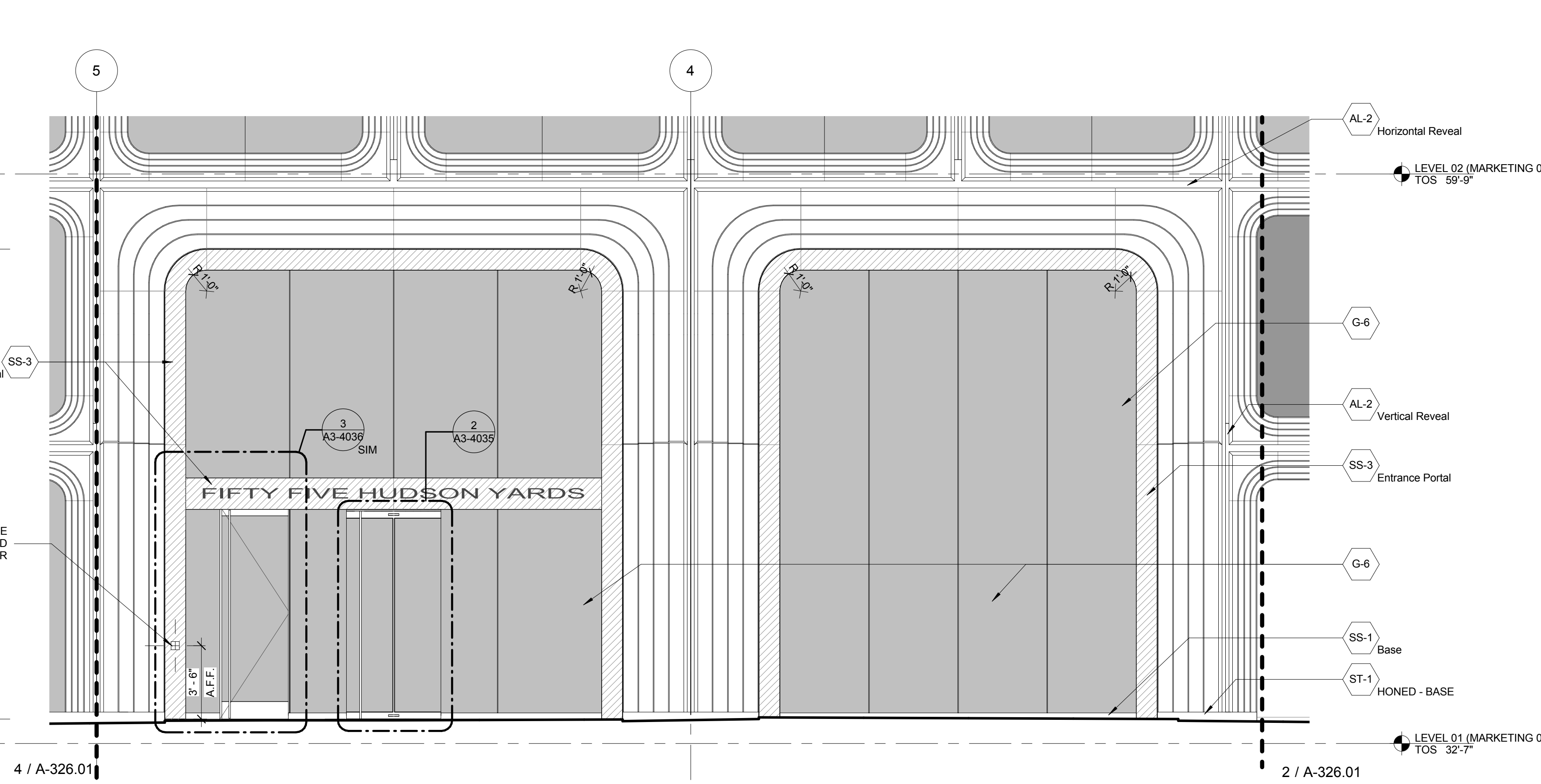
7 WALL TYPE DETAIL SECTION - 11TH AVENUE  
SIDE WALL  
SCALE: 1/4" = 1'-0"



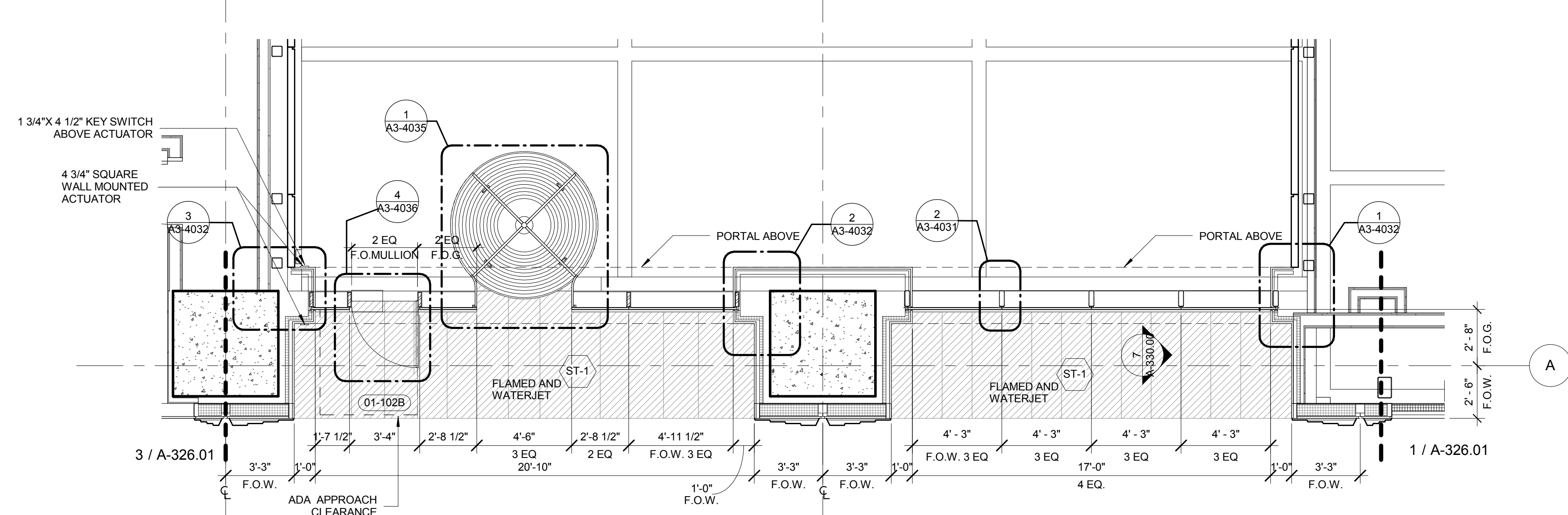
6 WALL TYPE DETAIL SECTION  
- 11TH AVENUE ENTRANCE  
SCALE: 1/4" = 1'-0"



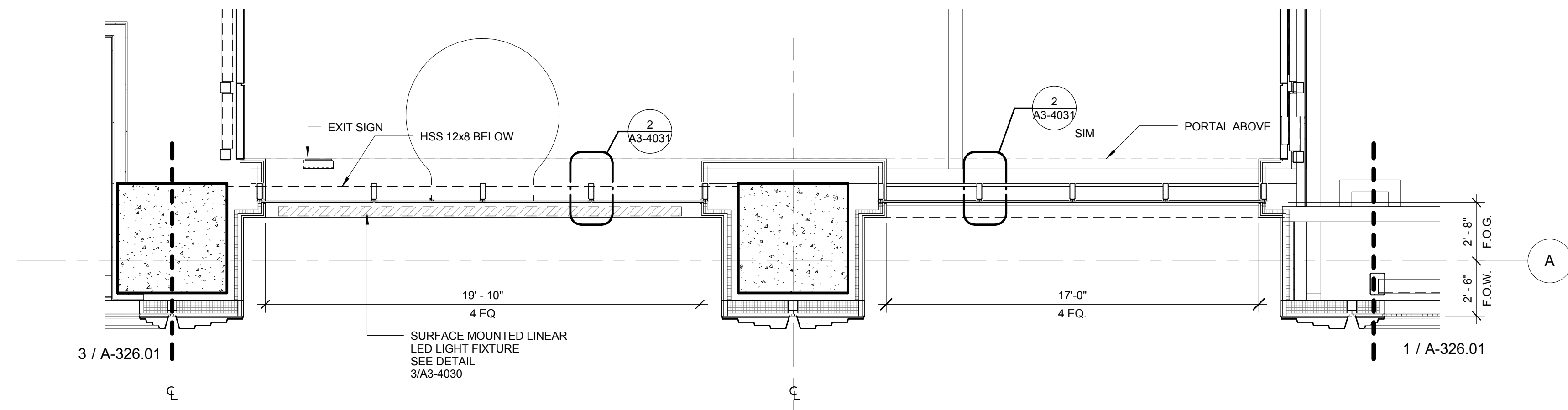
5 WALL TYPE DETAIL SECTION  
- 11TH AVENUE ENTRANCE  
SCALE: 1/4" = 1'-0"



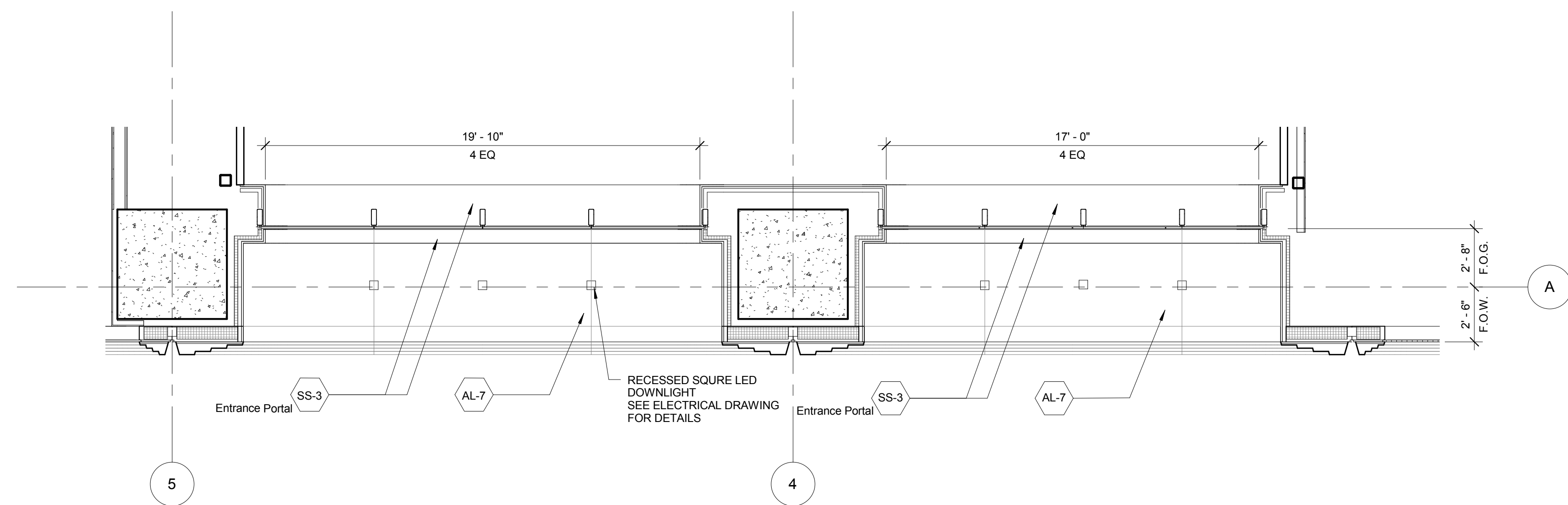
4 WALL TYPE DETAIL ELEVATION - 11TH AVENUE ENTRANCE  
SCALE: 1/4" = 1'-0"



3 DETAIL PLAN - PODIUM - 11TH AVE ENTRANCE  
SCALE: 1/4" = 1'-0"



2 DETAIL PLAN - PODIUM - 11TH AVE ENTRANCE (UPPER)  
SCALE: 1/4" = 1'-0"




1 DETAIL RCP - PODIUM - 11TH AVE ENTRANCE  
SCALE: 1/4" = 1'-0"

NOTE:  
1) See Facade Maintenance Drawing Series  
for location of BMU tracks.  
2) See Curtain Wall Module Plans for  
mullion locations.  
3) All Elevations based on North American  
Vertical Datum 88 unless otherwise noted.

No.	Description	Date
1	PLAN APPROVAL AMENDMENT	08/04/2017

Key Plan



Issue Date: 06/05/15  
Project No:  
Drawn By: [Signature]  
Sheet Number: A-330.00

Drawing Title  
WALL TYPE 05 -  
PODIUM - LOBBY  
ENTRANCES  
Drawing Number  
A-330.00





Client  
Related Companies  
60 Columbus Circle  
New York, NY 10023  
Tel: 212.801.1000 Fax: 212.801.1048

Oxford Properties Group  
320 Park Avenue, 17th Floor  
New York, NY 10022  
Tel: 212.986.7514 Fax: 212.986.7510

Mitsui Fudosan America, Inc.  
1251 Avenue of the Americas, Suite 800  
New York, NY 10020  
Tel: 212.403.5600 Fax: 212.403.5657

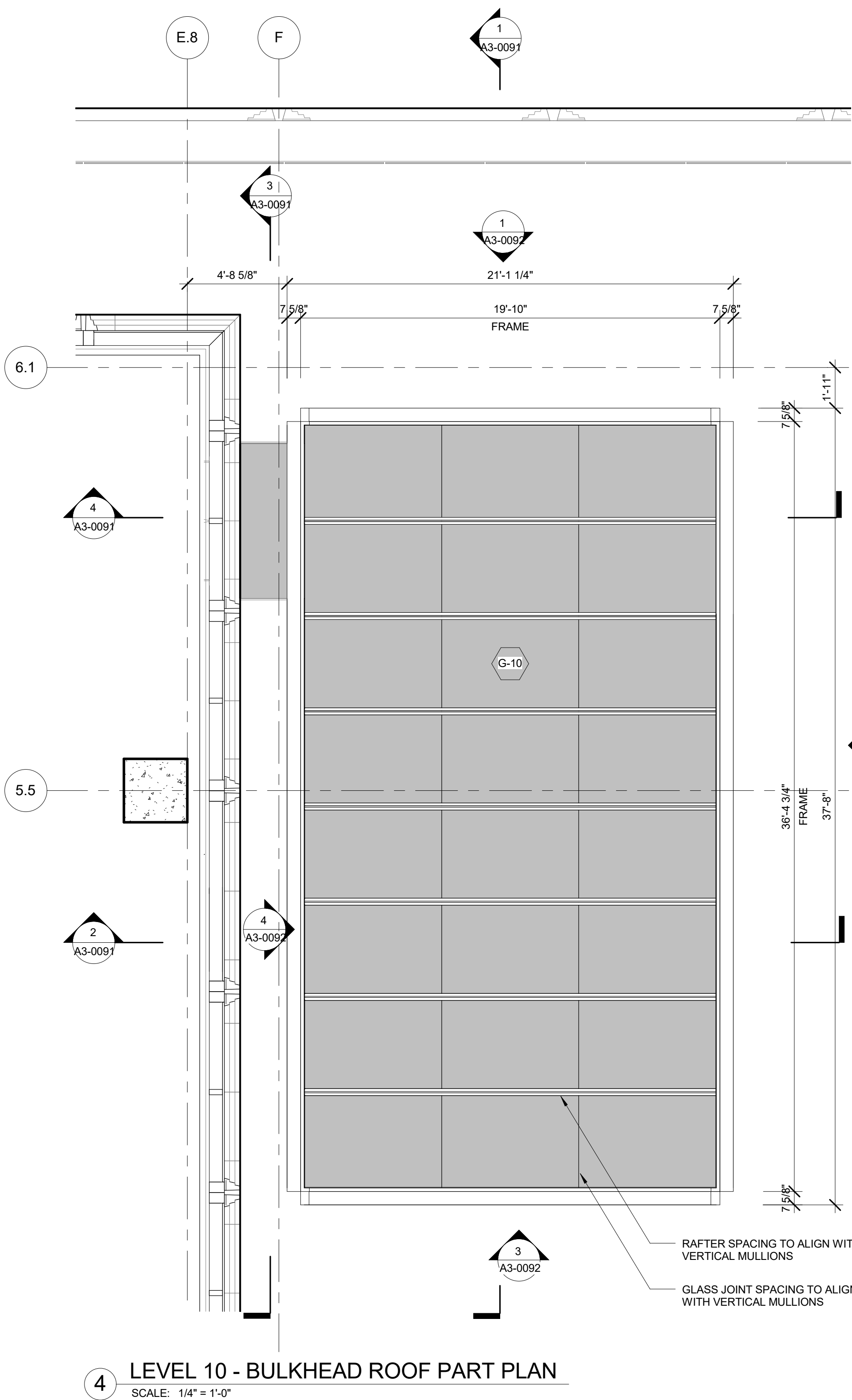
Architect  
Kohn Pedersen Fox Associates PC  
Architects & Planning Consultants  
11 West 42nd Street  
New York, New York 10036  
TEL: 212.977.6500 FAX: 212.956.2526

Structural Engineer  
WSP  
228 East 45th Street, 3rd Floor  
New York, NY 10017  
Tel: 212.687.9888 Fax: 646.487.5501

Mechanical, Electrical, Plumbing, Fire Protection  
WSP  
512 Seventh Avenue  
New York, NY 10018  
Tel: 212.552.9600

MATERIALS AND ACCESSORIES LEGEND - L10 DORMER

KEY	DESCRIPTION	TYPICAL LOCATIONS
GLASS		
G-9	TBD	L10 Dormer Vision Glass - Walls
G-10	TBD	L10 Dormer Vision Glass - Roof
G-11	TBD	L10 Dormer Vision Glass - Connecting Passage
ALUMINUM		
AL-1	See Project Specifications for Details	Exterior CW Decorative Cladding
AL-3	Aluminum - Paint Finish - PPG Duranair XL 3 Coat System or equal - Match AL-1	Interior CW Mullion Finish, Interior Sill
CARBON STEEL		
M-2	TBD	Structural Steel Rafter







**Client**  
Related Companies  
60 Columbus Circle  
New York, NY 10023  
Tel: 212.801.1000 Fax: 212.801.1048

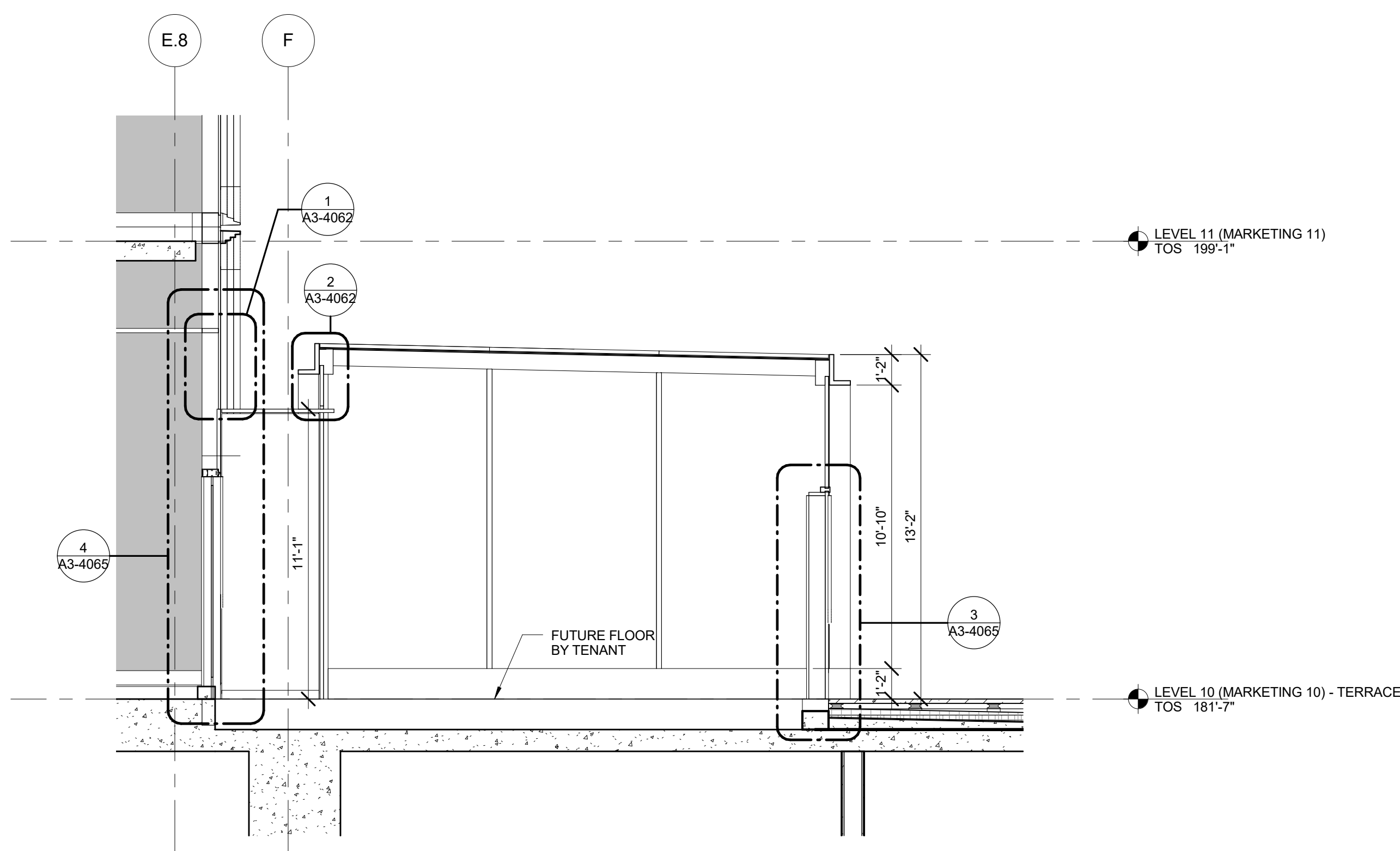
Oxford Properties Group  
320 Park Avenue, 17th Floor  
New York, NY 10022  
Tel: 212.986.7514 Fax: 212.986.7510

Mitsui Fudosan America, Inc.  
1251 Avenue of the Americas, Suite 800  
New York, NY 10020  
Tel: 212.403.5600 Fax: 212.403.5657

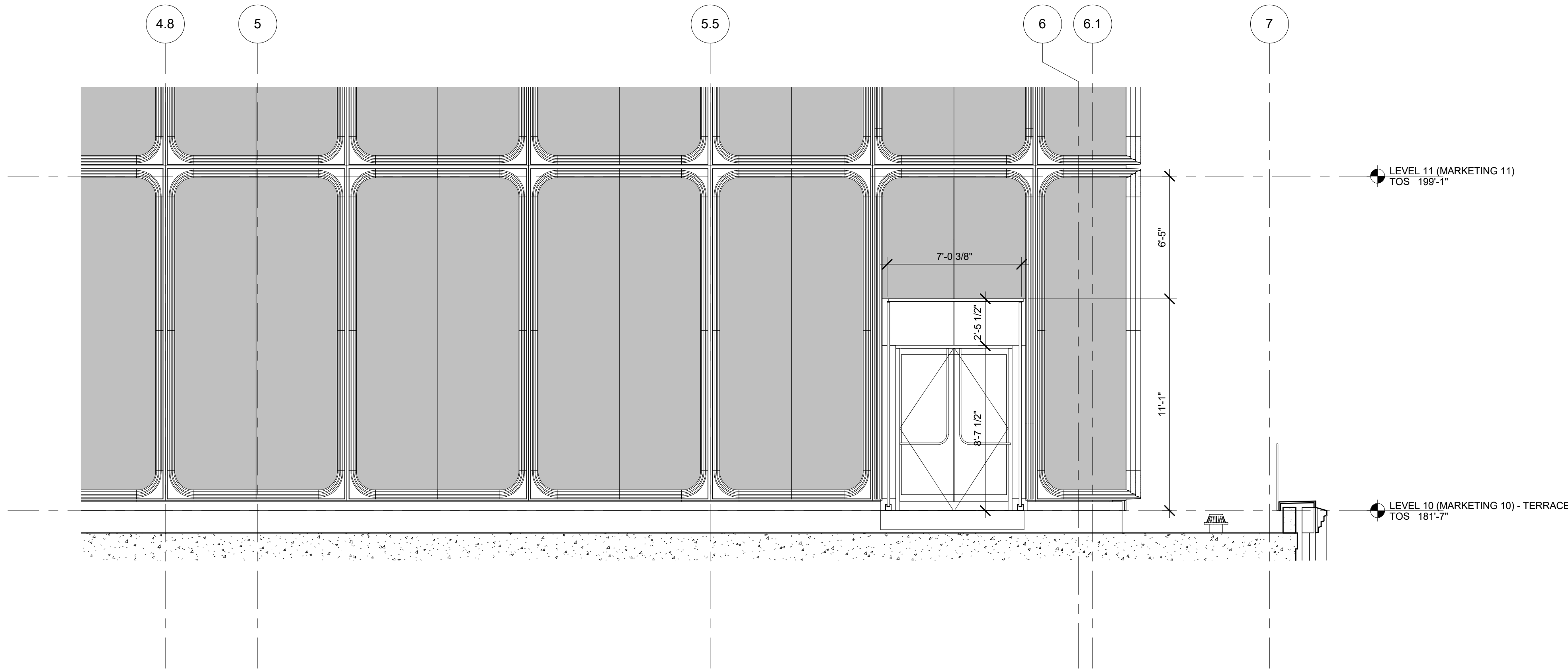
**Architect**  
Kohn Pedersen Fox Associates PC  
Architects & Planning Consultants  
11 West 42nd Street  
New York, New York 10036  
TEL: 212.977.6500 FAX: 212.956.2526

**Structural Engineer**  
WSP  
228 East 45th Street, 3rd Floor  
New York, NY 10017  
Tel: 212.687.9888 Fax: 646.487.5501

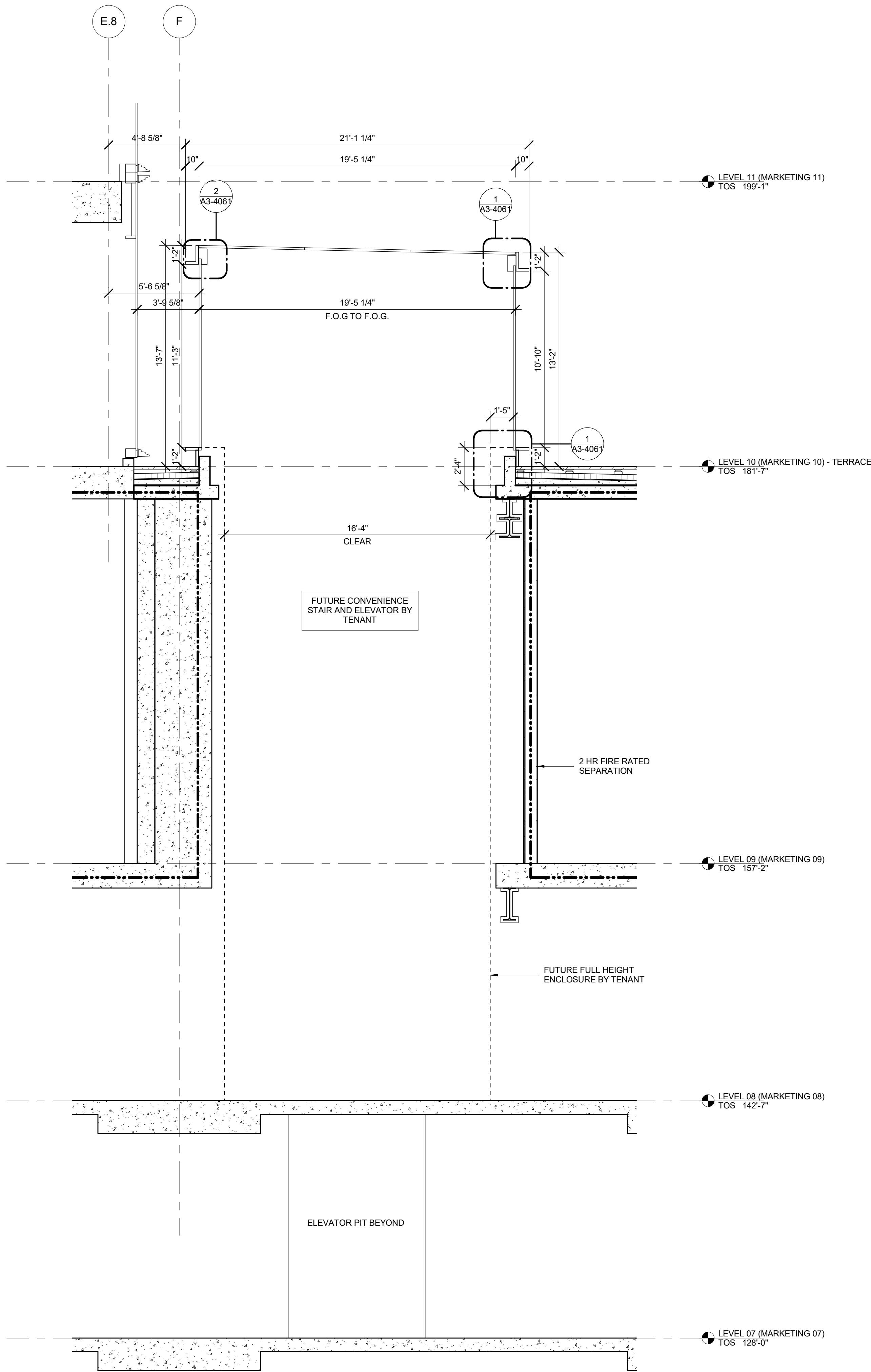
**Mechanical, Electrical, Plumbing, Fire Protection**  
WSP  
512 Seventh Avenue  
New York, NY 10018  
Tel: 212.532.9600



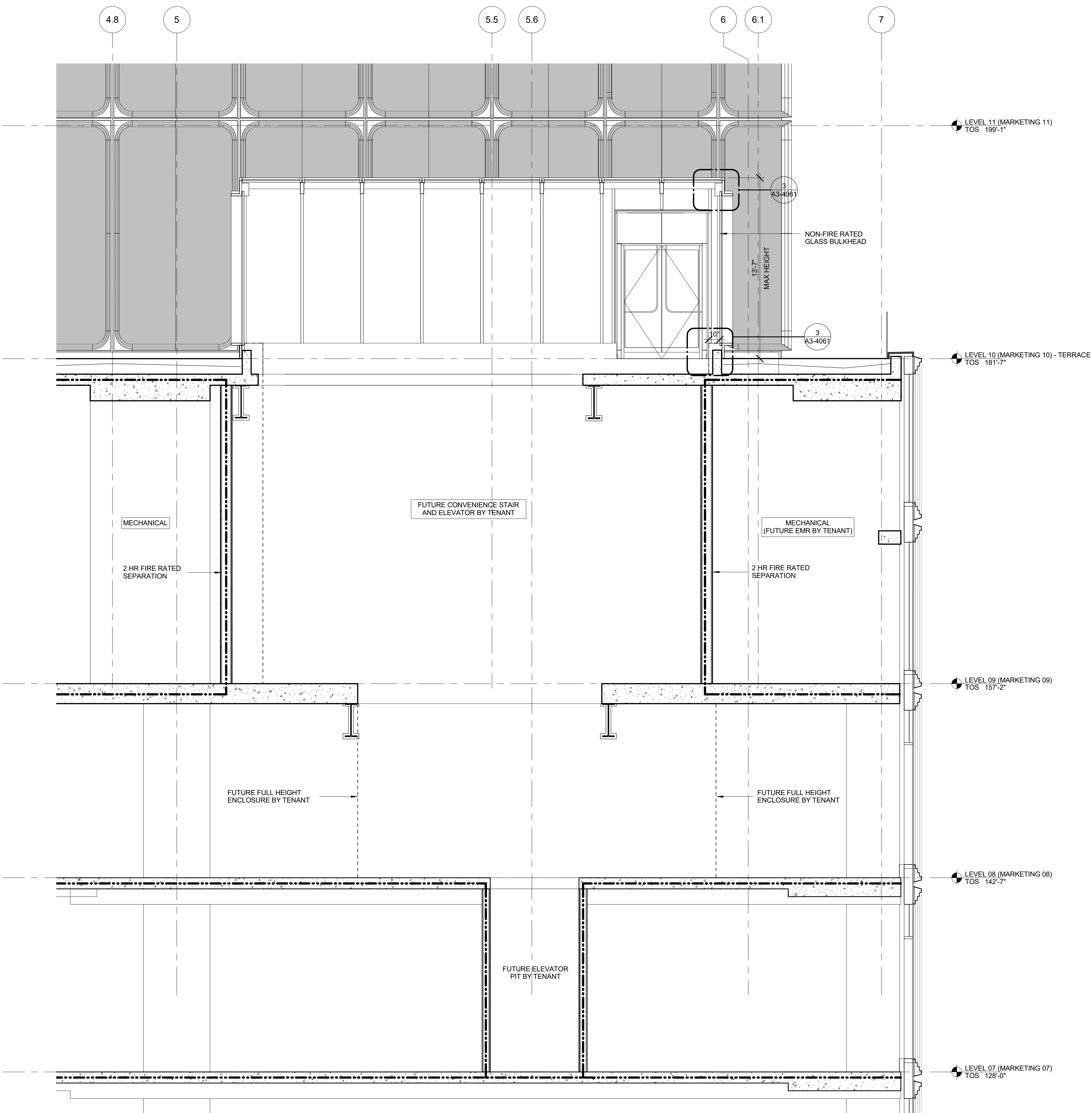
4 L10 BULKHEAD - EW SECTION THROUGH LANDING  
SCALE: 1/4" = 1'-0"



3 L10 BULKHEAD - NS SECTION THROUGH CONNECTING PASSAGE  
SCALE: 1/4" = 1'-0"




2 L10 BULKHEAD - EW SECTION THROUGH STAIR  
SCALE: 1/4" = 1'-0"



1 L10 BULKHEAD - NS SECTION THROUGH STAIR  
SCALE: 1/4" = 1'-0"

No.	Description	Date
1	PLAN APPROVAL AMENDMENT	08/04/2017

Key Plan



Drawing Title  
**WALL TYPE 07 - L10 BULKHEAD**

Drawing Number  
**A-332.00**



55 HUDSON YARDS

Address  
550 W 34th St.  
New York, NY 10001



Client

Related Companies  
60 Columbus Circle  
New York, NY 10023  
Tel: 212.801.1000 Fax: 212.801.1048

Oxford Properties Group  
320 Park Avenue, 17th Floor  
New York, NY 10022  
Tel: 212.986.7514 Fax: 212.986.7510

Mitsui Fudosan America, Inc.  
1251 Avenue of the Americas, Suite 800  
New York, NY 10020  
Tel: 212.403.5600 Fax: 212.403.5657

Architect

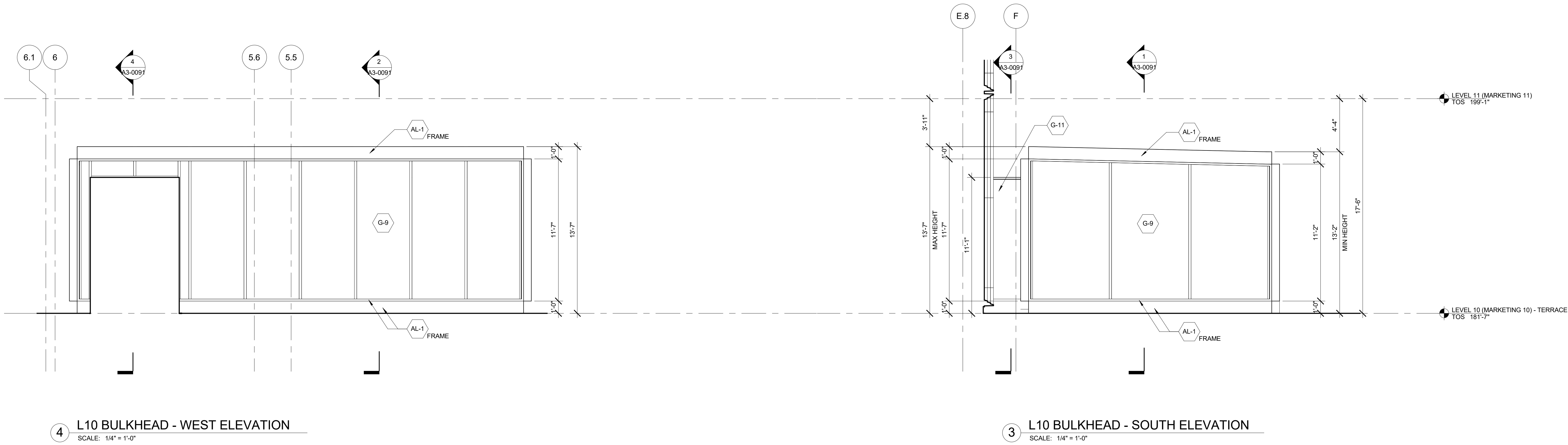
Kohn Pedersen Fox Associates PC  
Architects & Planning Consultants  
11 West 42nd Street  
New York, New York 10036  
TEL: 212.977.6500 FAX: 212.956.2526

Structural Engineer

WSP  
228 East 45th Street, 3rd Floor  
New York, NY 10017  
Tel: 212.687.9888 Fax: 646.487.5501

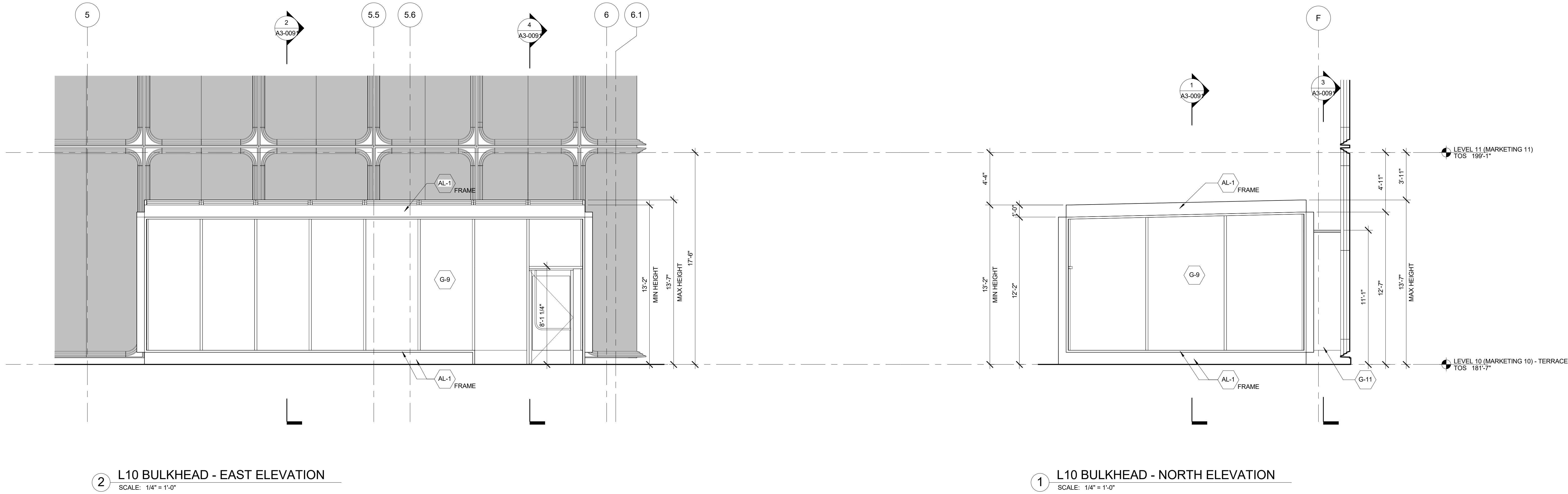
Mechanical, Electrical, Plumbing, Fire Protection

WSP  
512 Seventh Avenue  
New York, NY 10018  
Tel: 212.552.9600



4 L10 BULKHEAD - WEST ELEVATION  
SCALE: 1/4" = 1'-0"

3 L10 BULKHEAD - SOUTH ELEVATION  
SCALE: 1/4" = 1'-0"



2 L10 BULKHEAD - EAST ELEVATION  
SCALE: 1/4" = 1'-0"

1 L10 BULKHEAD - NORTH ELEVATION  
SCALE: 1/4" = 1'-0"

No.	Description	Date
1	PLAN APPROVAL AMENDMENT	08/04/2017

Key Plan



Issue Date: 06/26/17  
Project No:  
Drawn By: A-333.00  
Sheet Number: A-333.00

Drawing Title  
WALL TYPE 07 - L10  
BULKHEAD

Drawing Number  
A-333.00



55 HUDSON YARDS

Address  
550 W 34th St.  
New York, NY 10001



Client  
Related Companies  
60 Columbus Circle  
New York, NY 10023  
Tel: 212.801.1000 Fax: 212.801.1048

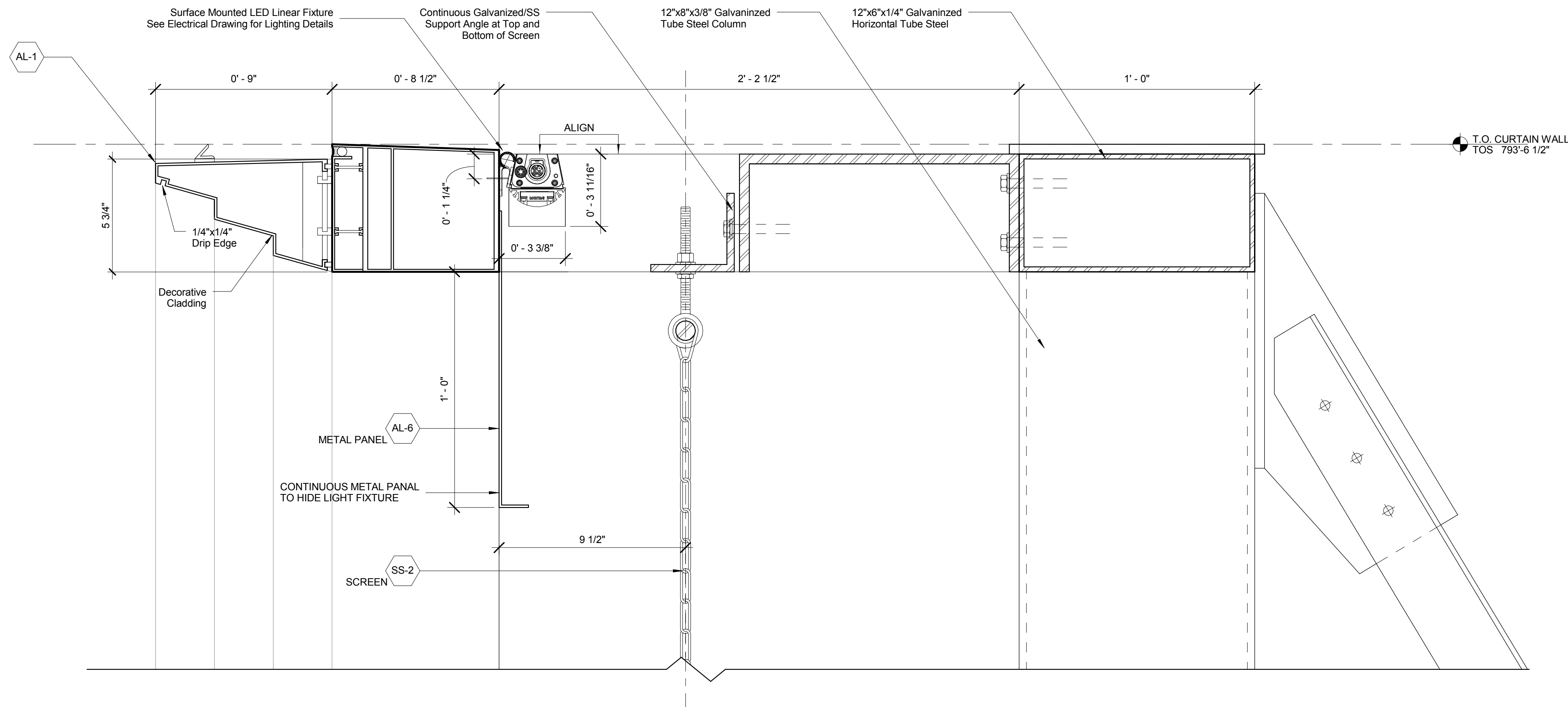
Oxford Properties Group  
320 Park Avenue, 17th Floor  
New York, NY 10022  
Tel: 212.986.7514 Fax: 212.986.7510

Mitsui Fudosan America, Inc.  
1251 Avenue of the Americas, Suite 800  
New York, NY 10020  
Tel: 212.403.5600 Fax: 212.403.5657

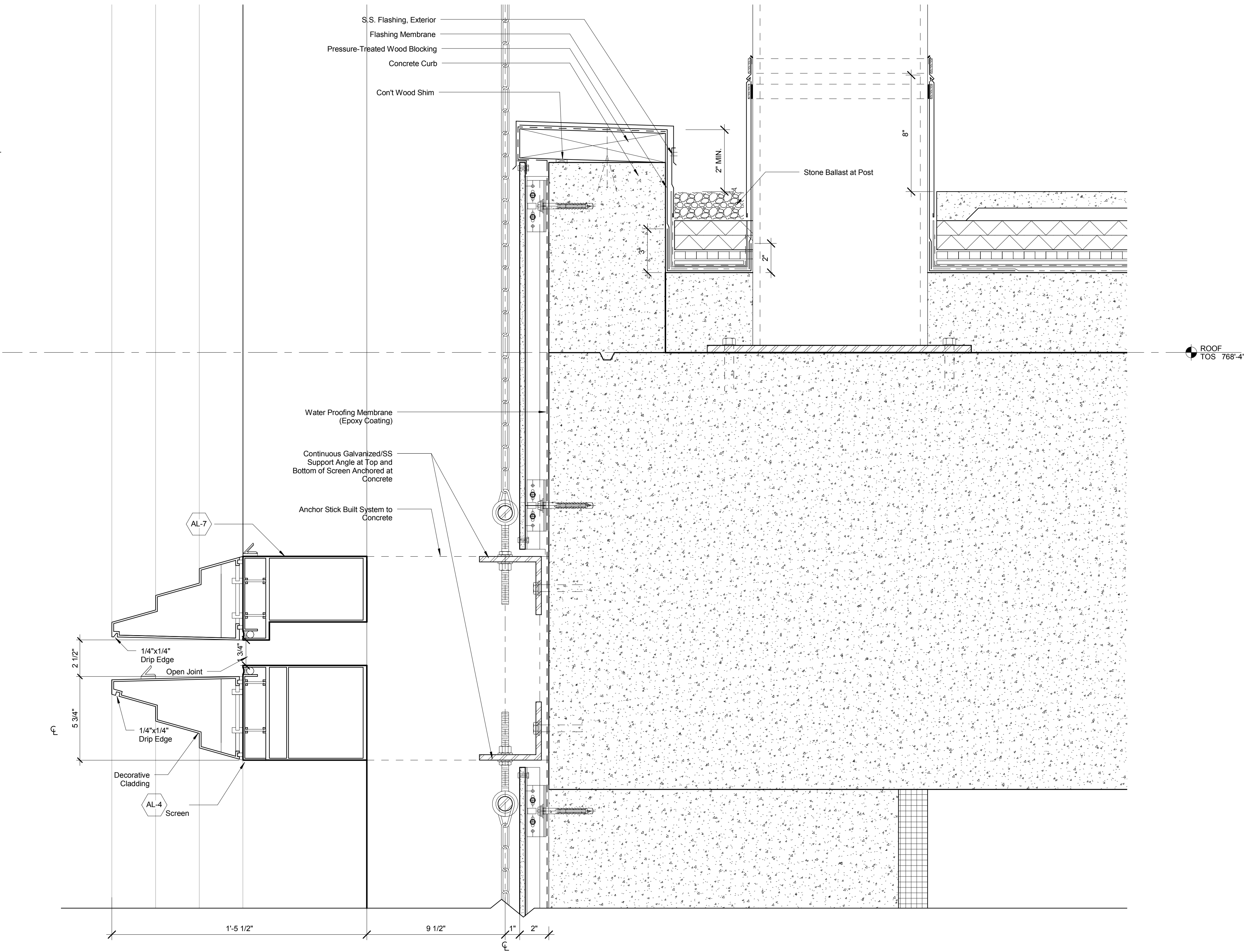
Architect  
Kohn Pedersen Fox Associates PC  
Architects & Planning Consultants  
11 West 42nd Street  
New York, New York 10036  
TEL: 212.977.6500 FAX: 212.956.2526

Structural Engineer  
WSP  
228 East 45th Street, 3rd Floor  
New York, NY 10017  
Tel: 212.687.9888 Fax: 646.487.5501

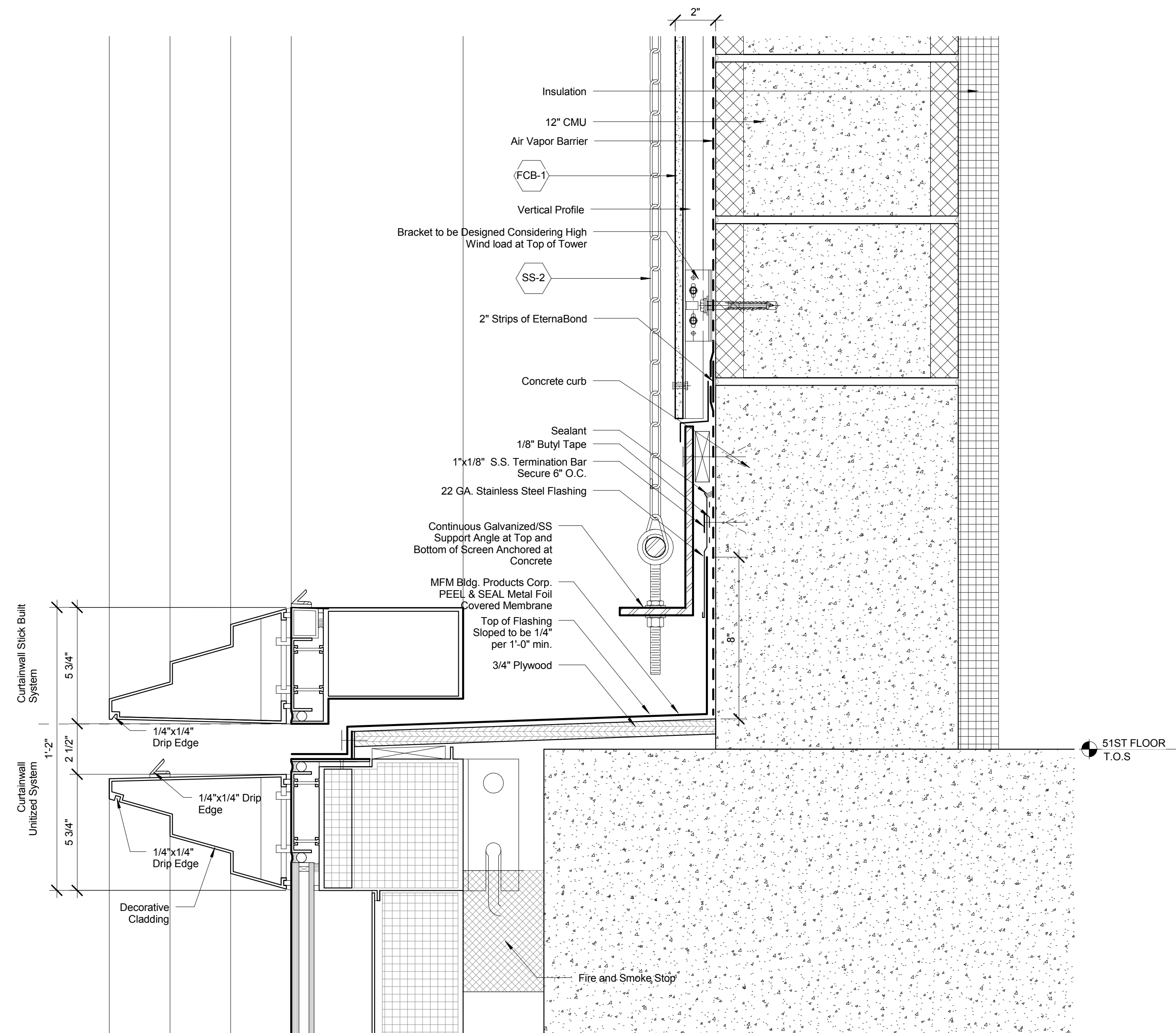
Mechanical, Electrical, Plumbing, Fire Protection  
WSP  
512 Seventh Avenue  
New York, NY 10018  
Tel: 212.532.9600



2 Detail Section - Tower Top - Typical  
SCALE: 3" = 1'-0"




3 Detail Section - Tower Top - Typical  
SCALE: 3" = 1'-0"



1 Detail Section - Tower Top - Unitized to Stick Transition - CMU  
SCALE: 3" = 1'-0"

No.	Description	Date
1	PLAN APPROVAL AMENDMENT	08/04/2017

Key Plan



Issue Date: 06/19/15  
Project No:  
Drawn By: [Signature]  
Sheet Number: A-345.00

Drawing Title  
**MULLION DETAILS - TOWER**

Drawing Number  
**A-345.00**  
SHEET 69 of 128  
© 2015 KOHN PEDERSEN FOX ASSOCIATES PC. All rights reserved.







Address  
550 W 34th St.  
New York, NY 10001



Related Companies  
50 Columbus Circle  
New York, NY 10023  
Tel: 212.801.1000 Fax: 212.801.1048

Oxford Properties Group  
320 Park Avenue, 17th Floor  
New York, NY 10022  
Tel: 212.986.7514 Fax: 212.986.7510

Mitsui Fudosan America, Inc.  
251 Avenue of the Americas, Suite 800  
New York, NY 10020  
Tel: 212.403.5600 Fax: 212.403.5657

**Architect**  
Kohn Pedersen Fox Associates PC  
Architects & Planning Consultants  
11 West 42nd Street  
New York, New York 10036  
TEL: 212.977.6500 FAX: 212.956.2526

Structural Engineer  
WSP  
128 East 45th Street, 3rd Floor  
New York, NY 10017  
Tel: 212.687.9888 Fax: 646.487.5501

WSP  
612 Seventh Avenue  
New York, NY 10018  
Tel: 212.532.9600



7	PLAN APPROVAL AMENDMENT	08/04/2017
<i>no.</i>	<i>Description</i>	<i>Date</i>

### Key Findings



Issue Date: 04/03/11  
Project No.  
Drawn By: *Amir*  
Sheet No.

## MULLION DETAILS - TOWER TERRACE

Dissolving Alloys

A-347.00

SHEET 71 of 128



55 HUDSON YARDS

Address  
550 W 34th St  
New York, NY 10001



Client  
Related Companies  
60 Columbus Circle  
New York, NY 10023  
Tel: 212.801.1000 Fax: 212.801.1048

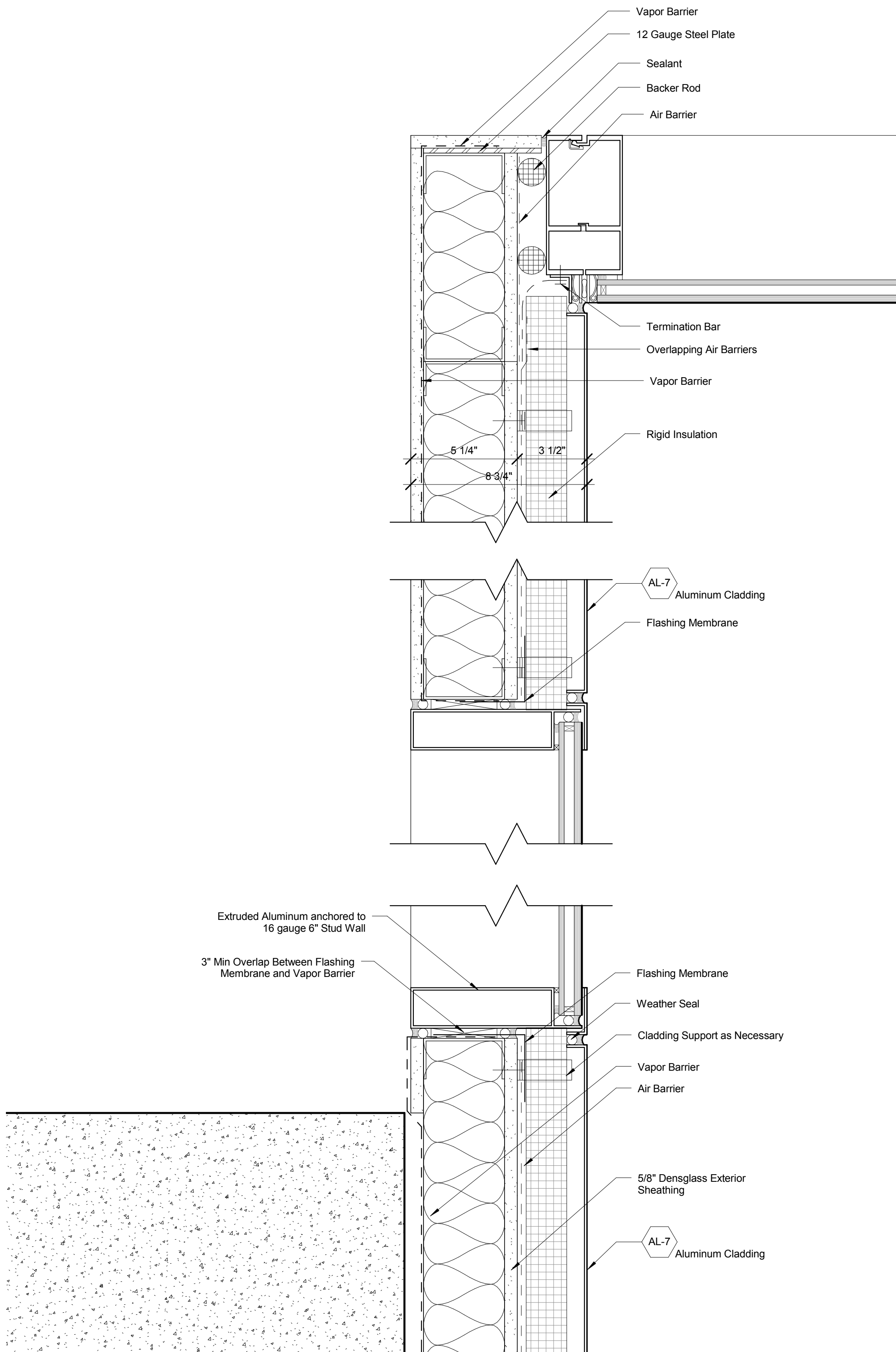
Oxford Properties Group  
320 Park Avenue, 17th Floor  
New York, NY 10022  
Tel: 212.986.7514 Fax: 212.986.7510

Mitsui Fudosan America, Inc.  
1251 Avenue of the Americas, Suite 800  
New York, NY 10020  
Tel: 212.403.5600 Fax: 212.403.5657

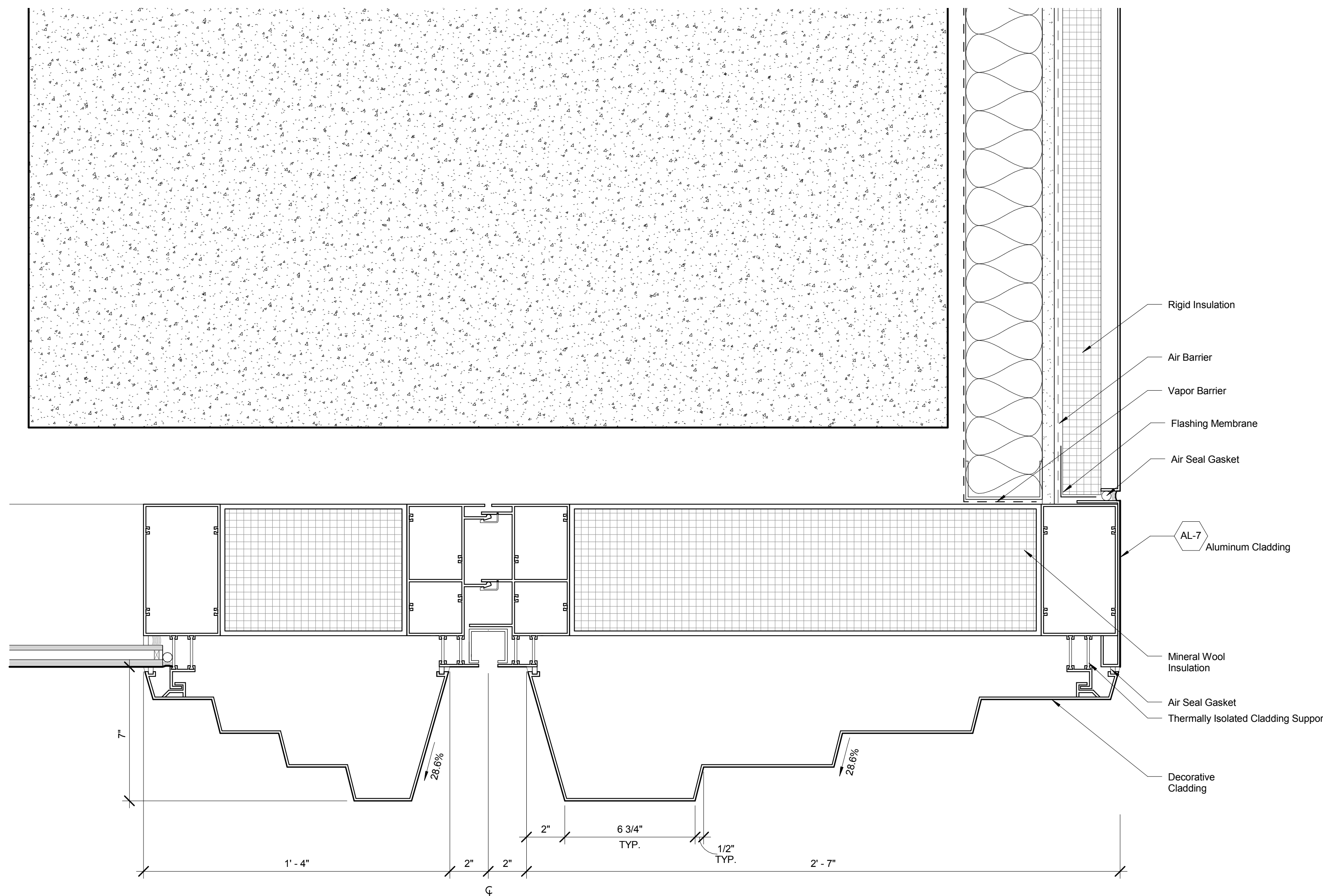
Architect  
Kohn Pedersen Fox Associates PC  
Architects & Planning Consultants  
11 West 42nd Street  
New York, New York 10036  
TEL: 212.977.6500 FAX: 212.956.2526

Structural Engineer  
WSP  
228 East 45th Street, 3rd Floor  
New York, NY 10017  
Tel: 212.687.9888 Fax: 646.487.5501

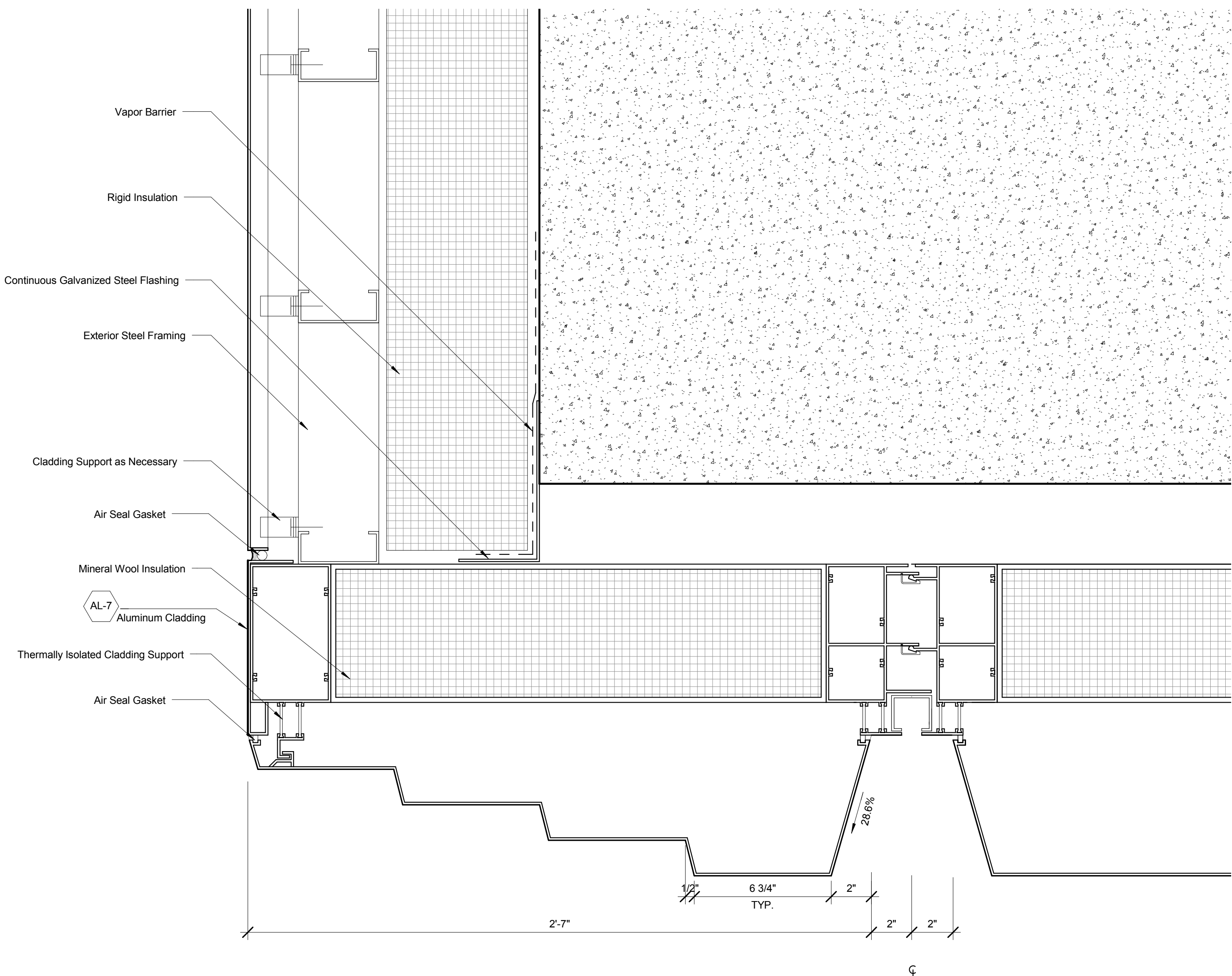
Mechanical, Electrical, Plumbing, Fire Protection  
WSP  
512 Seventh Avenue  
New York, NY 10018  
Tel: 212.532.9600



2 Detail Plan -Podium Terrace - Punched Window  
SCALE: 3" = 1'-0"




1 Detail Plan -Podium Terrace - Corner Detail at Sidewall  
SCALE: 3" = 1'-0"



3 Detail Plan -Podium Terrace - Corner Detail at Corner Column  
SCALE: 3" = 1'-0"

No.	Description	Date
1	PLAN APPROVAL AMENDMENT	08/04/2017

Key Plan



Drawing Title  
**MULLION DETAILS -  
PODIUM - TERRACE**

Drawing Number  
**A-348.00**



Address  
550 W 34th St.  
New York, NY 10001



*Client*

Related Companies  
60 Columbus Circle  
New York, NY 10023  
Tel: 212.801.1000 Fax: 212.801.1048

Oxford Properties Group  
320 Park Avenue, 17th Floor  
New York, NY 10022  
Tel: 212.986.7514 Fax: 212.986.7510

Mitsui Fudosan America, Inc.  
1251 Avenue of the Americas, Suite 800  
New York, NY 10020  
Tel: 212.403.5600 Fax: 212.403.5657

**Architect**  
Kohn Pedersen Fox Associates PC  
Architects & Planning Consultants  
11 West 42nd Street  
New York, New York 10036  
TEL: 212.977.6500 FAX: 212.956.2520

## Structural Engineer

WSP  
228 East 45th Street, 3rd Floor  
New York, NY 10017  
Tel: 212.687.9888 Fax: 646.487.5501

## Mechanical, Electrical, Plumbing, Fire Protection

WSP  
512 Seventh Avenue  
New York, NY 10018  
Tel: 212.532.9600

7	PLAN APPROVAL AMENDMENT	08/04/2017
2	D.O.B. BUILDING PERMIT FILING	05/13/2017
No.	Description	Date

### Key Facts




Issue Date: 04/09/14

Project No. 04/03/157

1	2	3	4	5	6	7	8	9	10	11	12	13	14	15	16	17	18	19	20	21	22	23	24	25	26	27	28	29	30	31	32	33	34	35	36	37	38	39	40	41	42	43	44	45	46	47	48	49	50	51	52	53	54	55	56	57	58	59	60	61	62	63	64	65	66	67	68	69	70	71	72	73	74	75	76	77	78	79	80	81	82	83	84	85	86	87	88	89	90	91	92	93	94	95	96	97	98	99	100
---	---	---	---	---	---	---	---	---	----	----	----	----	----	----	----	----	----	----	----	----	----	----	----	----	----	----	----	----	----	----	----	----	----	----	----	----	----	----	----	----	----	----	----	----	----	----	----	----	----	----	----	----	----	----	----	----	----	----	----	----	----	----	----	----	----	----	----	----	----	----	----	----	----	----	----	----	----	----	----	----	----	----	----	----	----	----	----	----	----	----	----	----	----	----	----	----	----	----	-----

Drawn by Anthony



Drawing Table

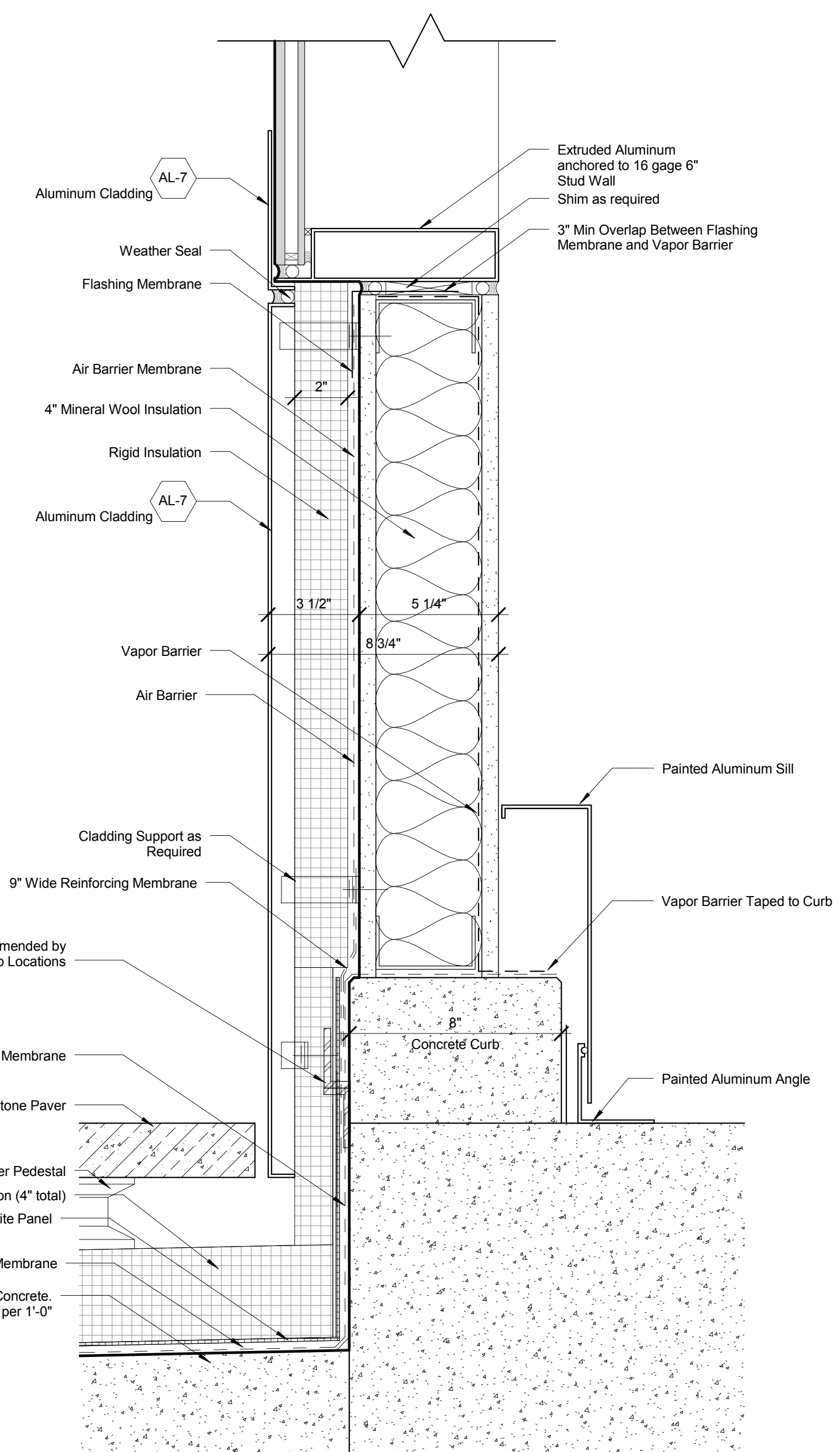
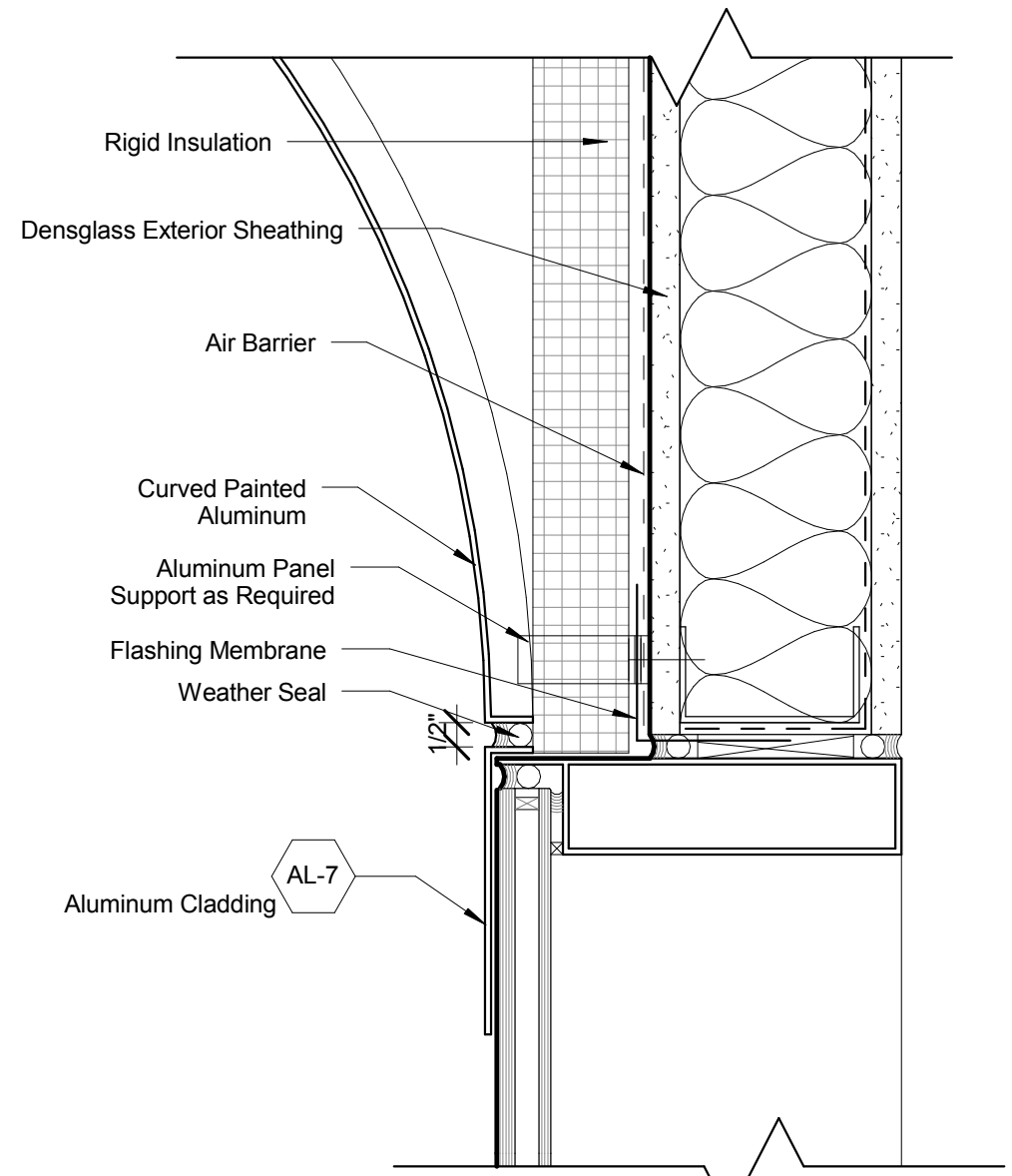
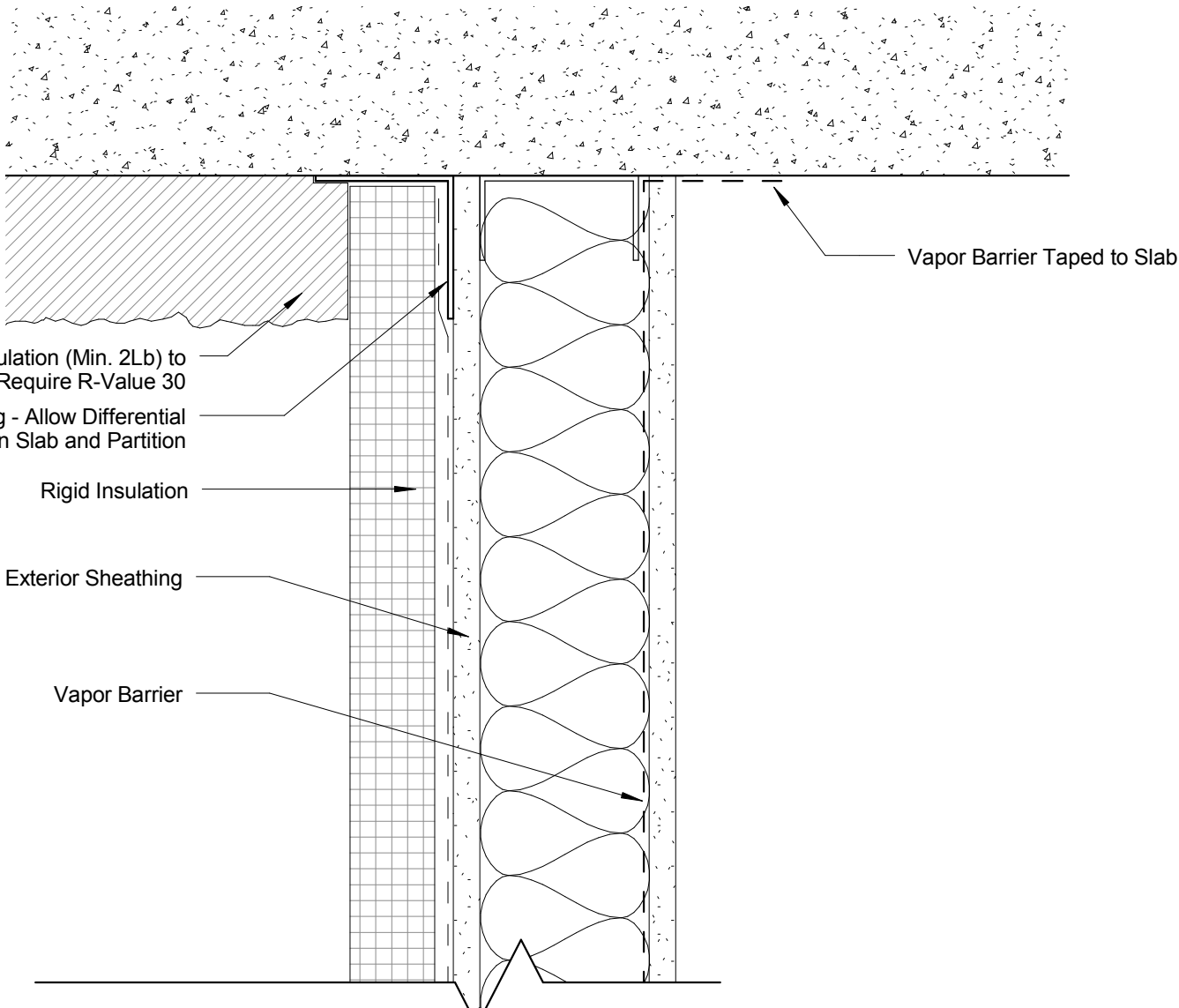
**MULLION DETAILS ·  
PODIUM - TERRACE**

Dwivedi et al.

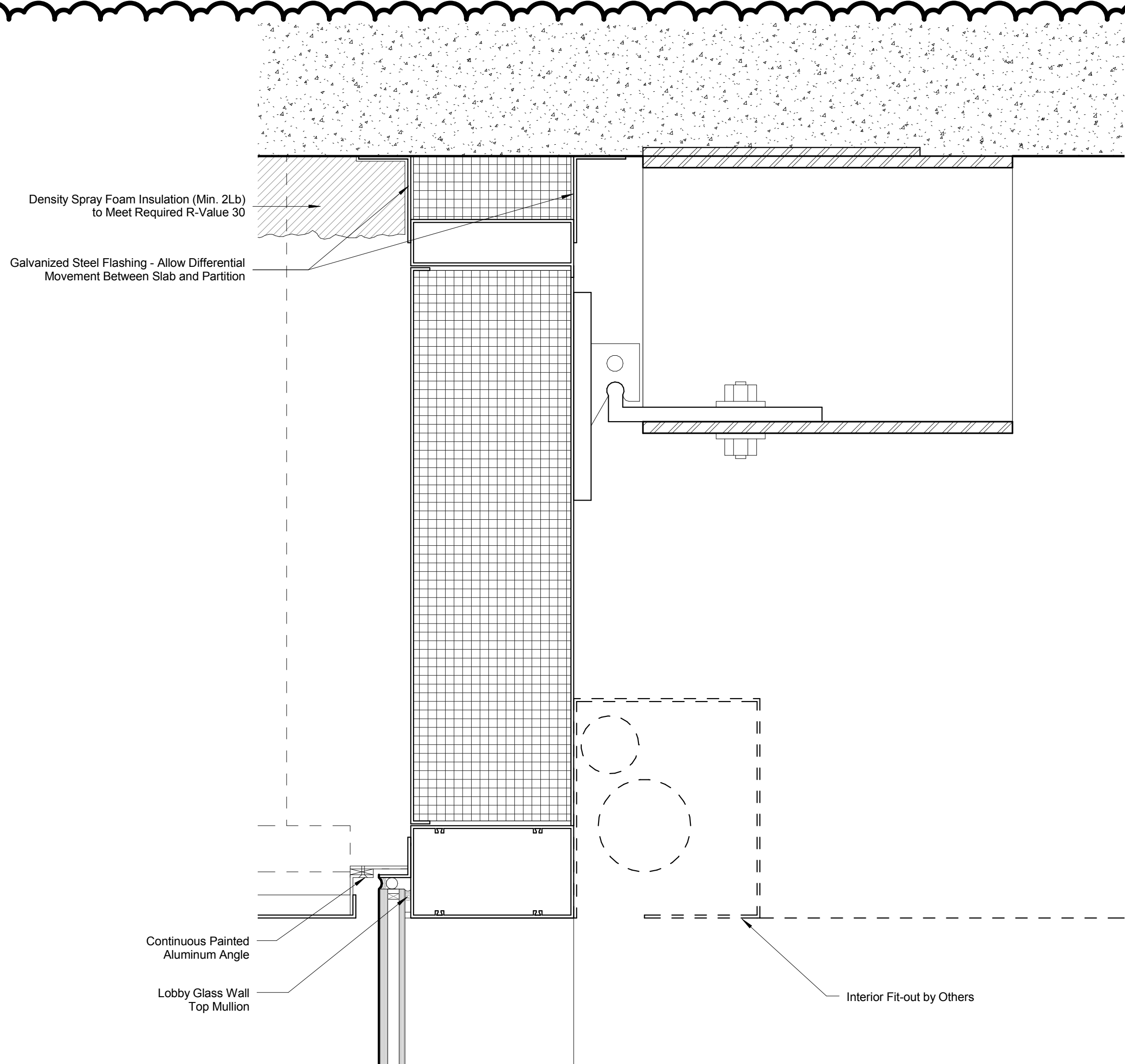
A-352.01

SHEET 73 of 128

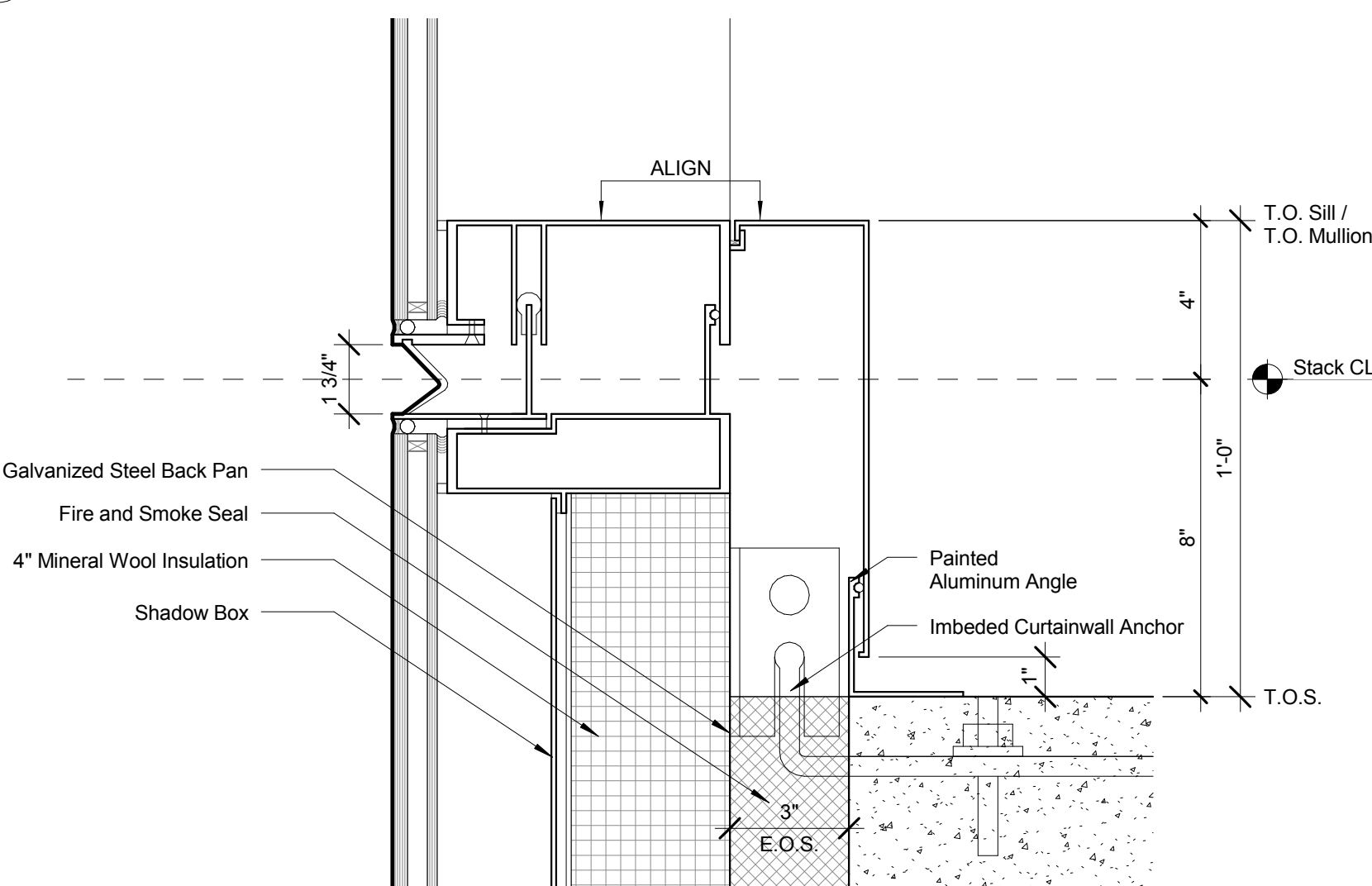
© 2015 KOHN PEDERSEN FOX ASSOCIATES PC. All rights reserved.



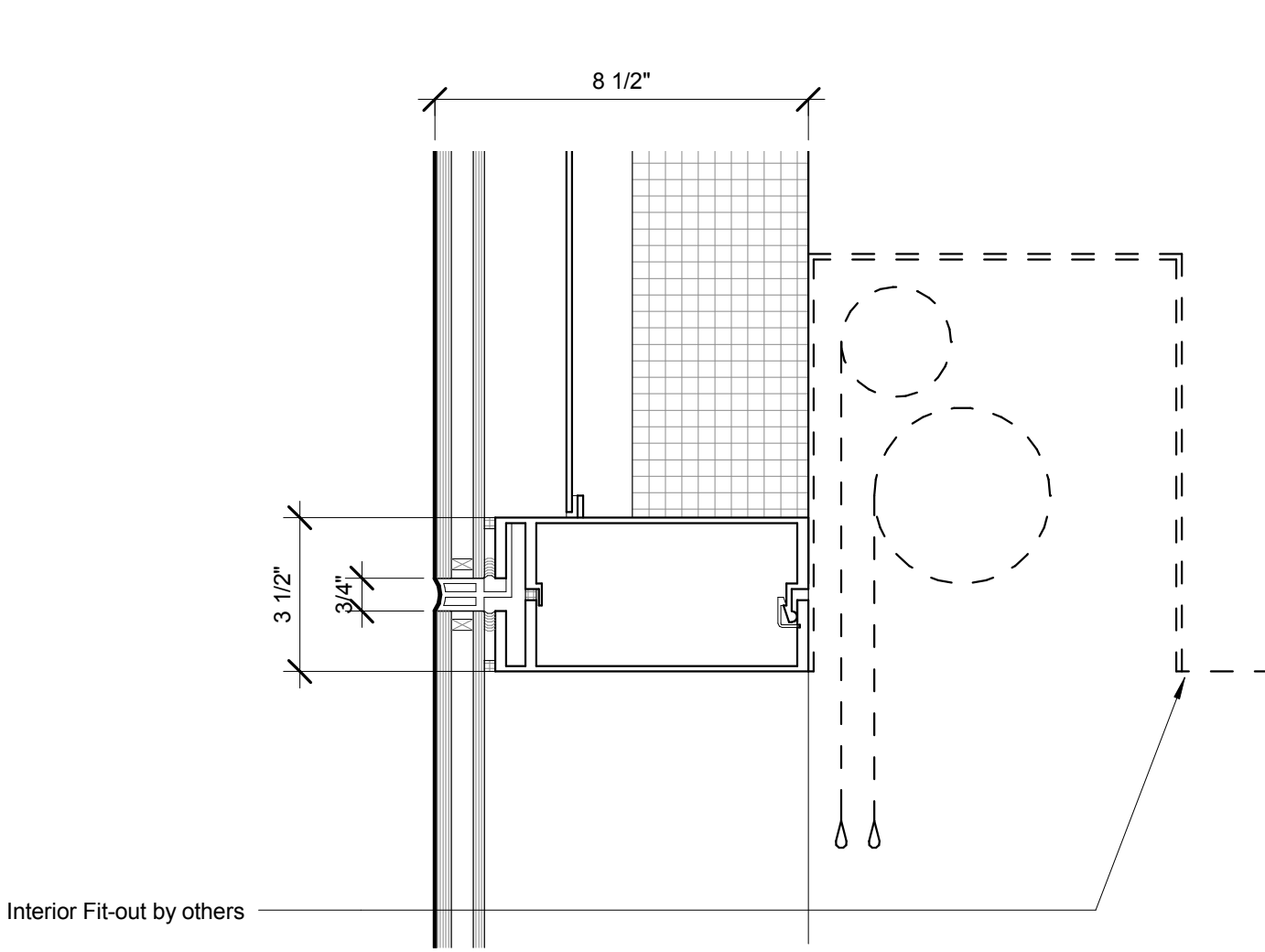
4 Detail Section - Podium Terrace - Punch Window  
SCALE: 3" = 1'-0"



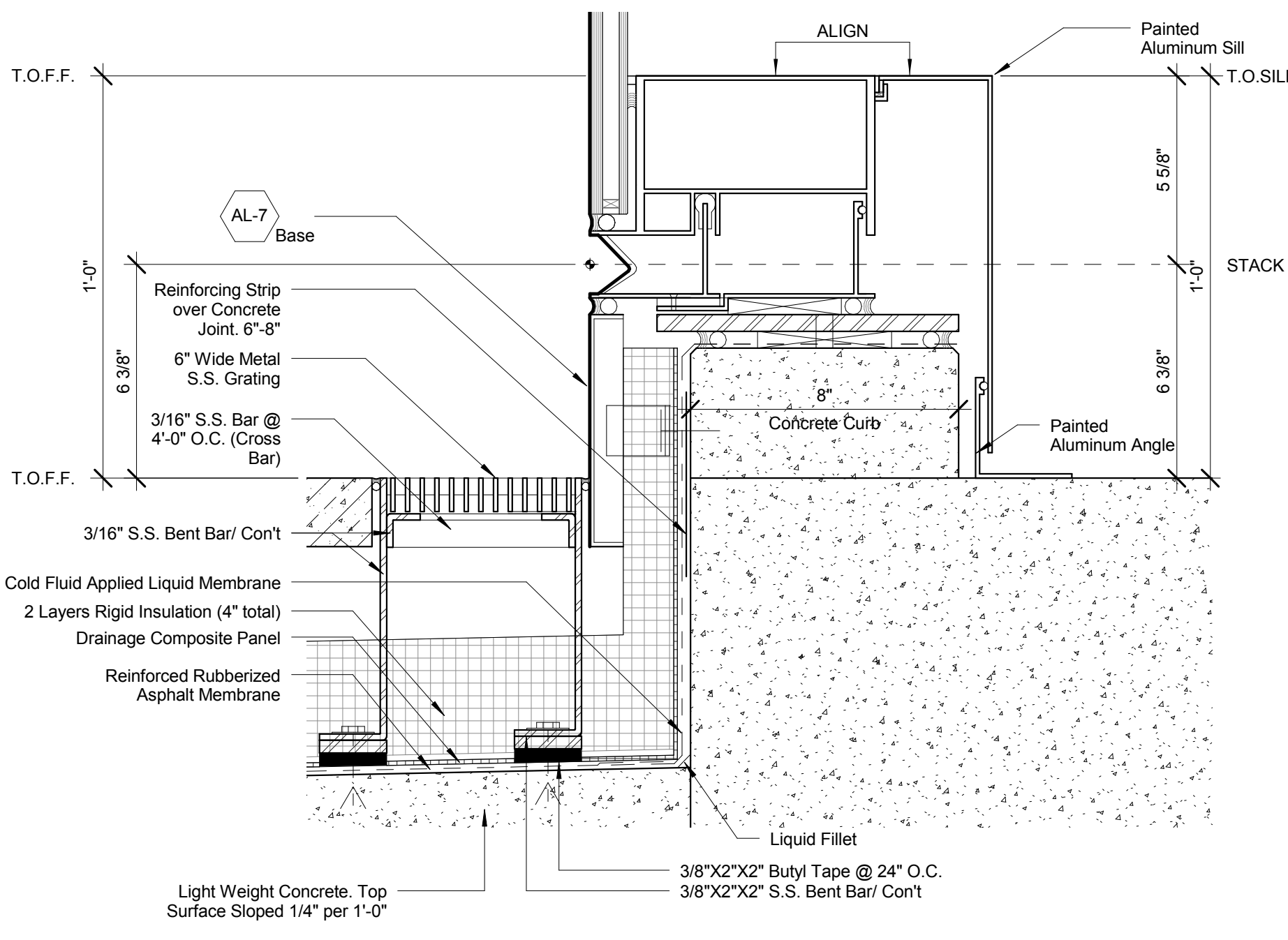
6 Detail Section - Podium Terrace - Ceiling  
SCALE: 3" = 1'-0"



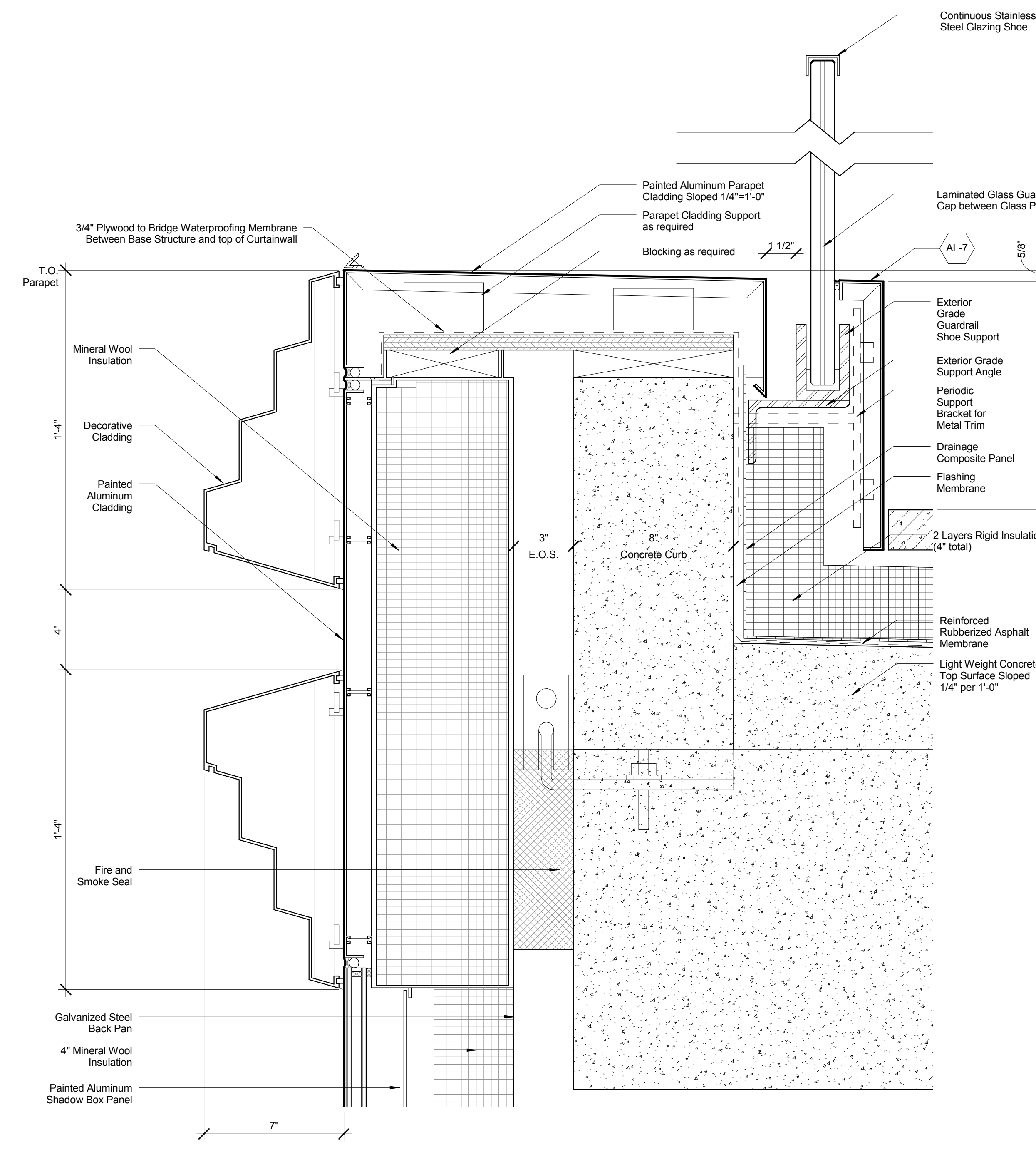
8 Detail Section - Podium Terrace - Stack Joint  
SCALE: 3" = 1'-0"



5 Detail Section - Podium Terrace - Transom  
SCALE: 3" = 1'-0"



7 Detail Sections - Podium Terrace - Base Detail  
SCALE: 3" = 1'-0"



1 Detail Section - Podium Terrace - Parapet  
SCALE: 3" = 1'-0"





Client  
Related Companies  
60 Columbus Circle  
New York, NY 10023  
Tel: 212.801.1000 Fax: 212.801.1048

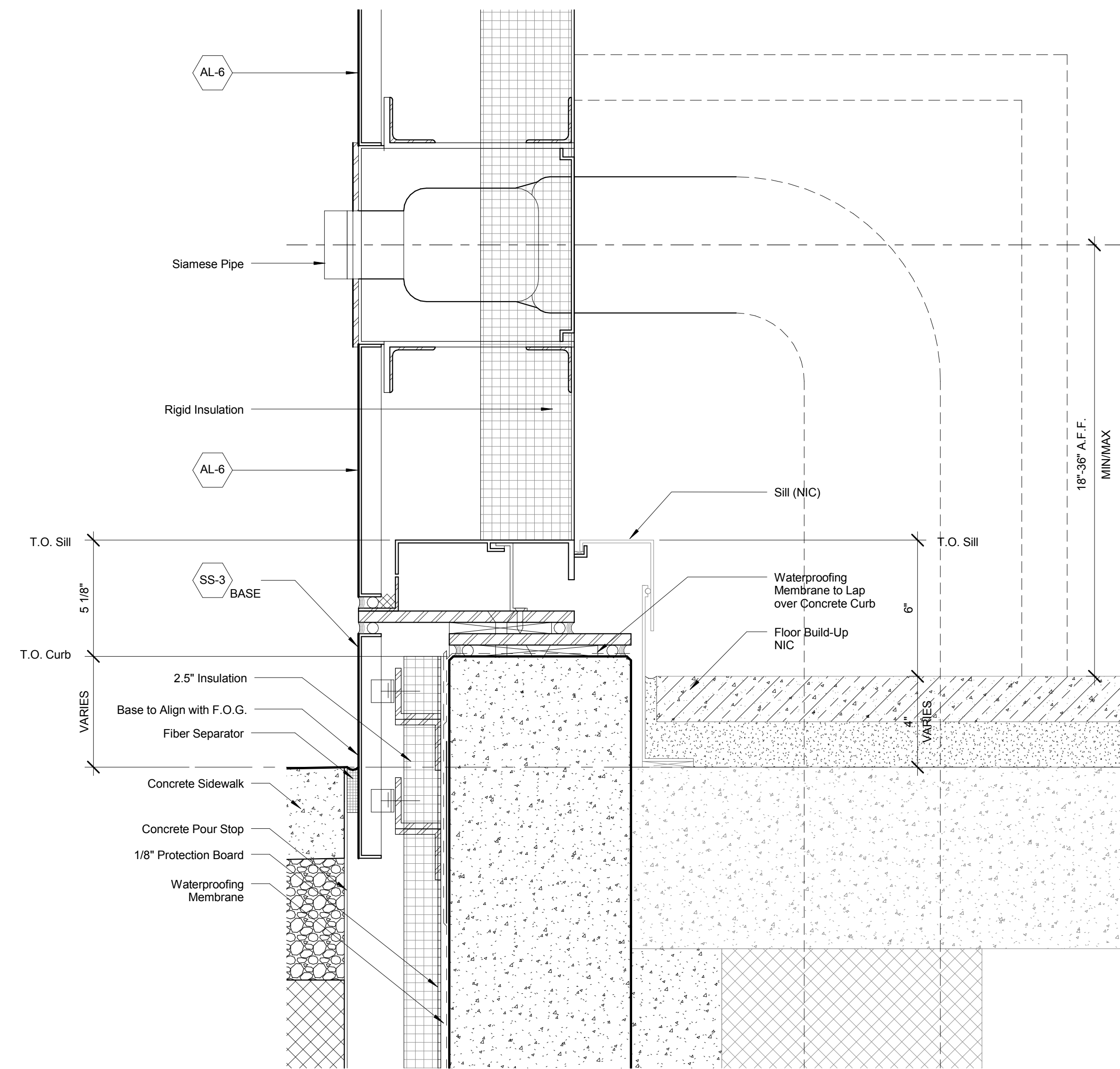
Oxford Properties Group  
320 Park Avenue, 17th Floor  
New York, NY 10022  
Tel: 212.986.7514 Fax: 212.986.7510

Mitsui Fudosan America, Inc.  
1251 Avenue of the Americas, Suite 800  
New York, NY 10020  
Tel: 212.403.5600 Fax: 212.403.5657

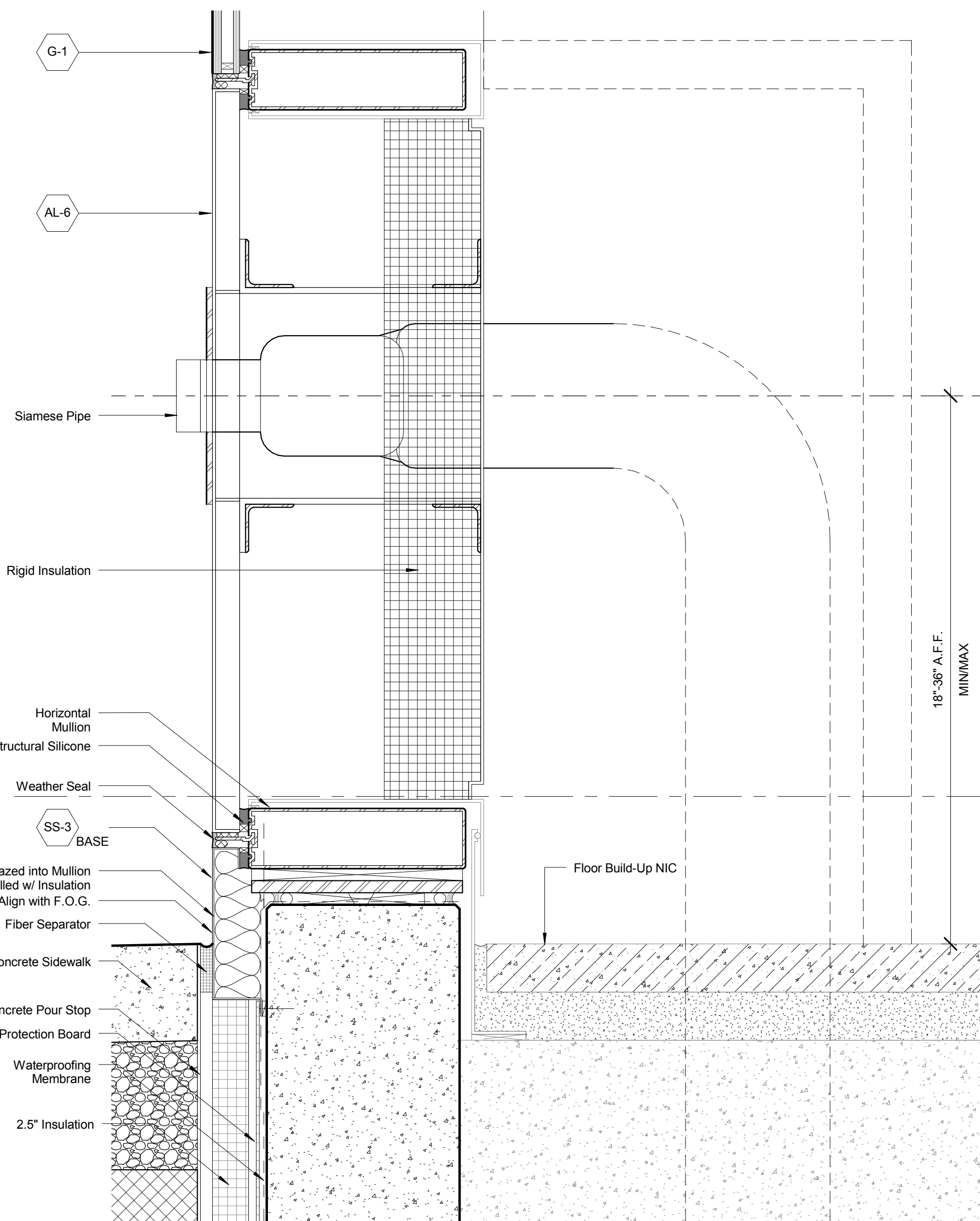
Architect  
Kohn Pedersen Fox Associates PC  
Architects & Planning Consultants  
11 West 42nd Street  
New York, New York 10036  
TEL: 212.977.6500 FAX: 212.956.2526

Structural Engineer  
WSP  
228 East 45th Street, 3rd Floor  
New York, NY 10017  
Tel: 212.687.9888 Fax: 646.487.5501

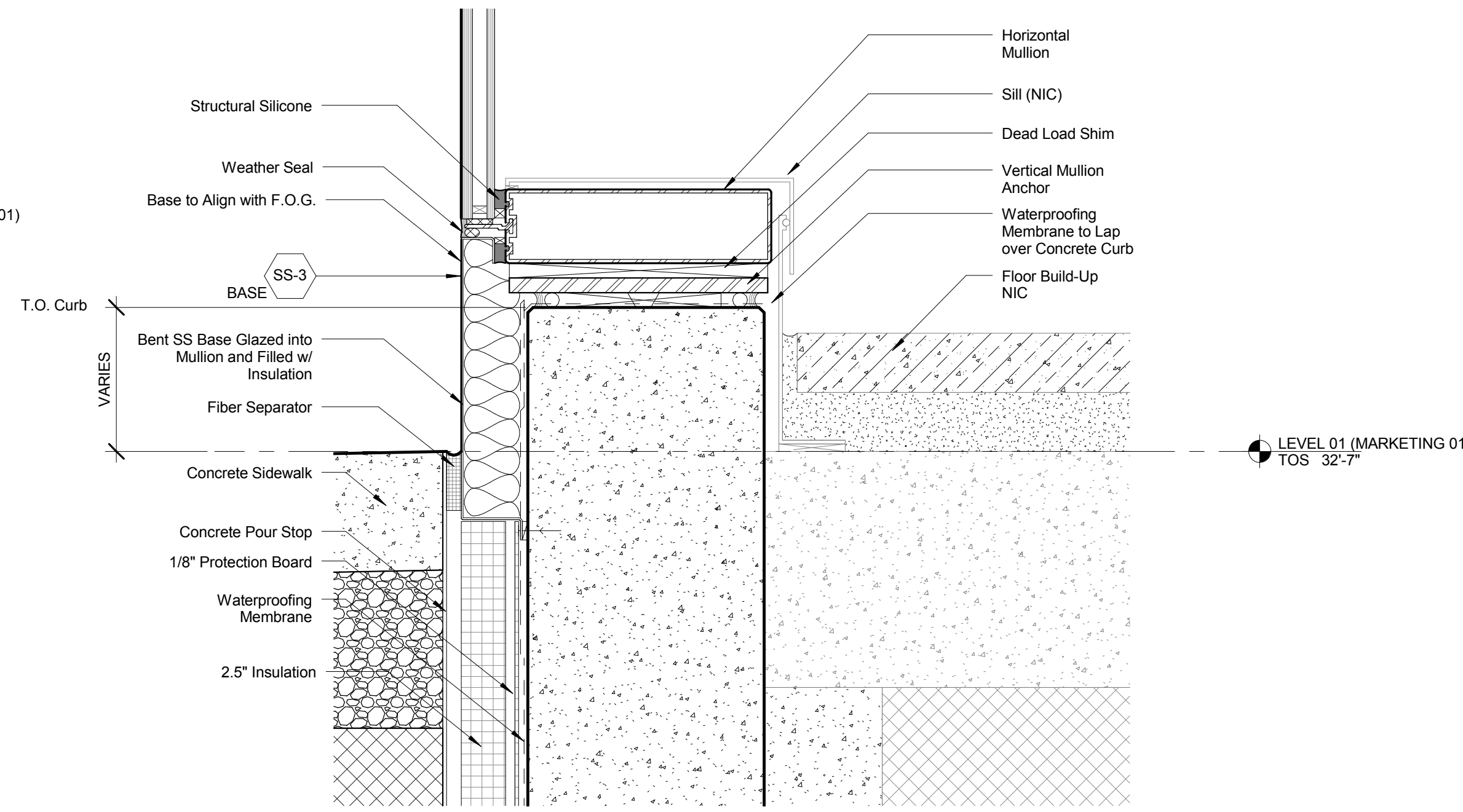
Mechanical, Electrical, Plumbing, Fire Protection  
WSP  
512 Seventh Avenue  
New York, NY 10018  
Tel: 212.532.9600



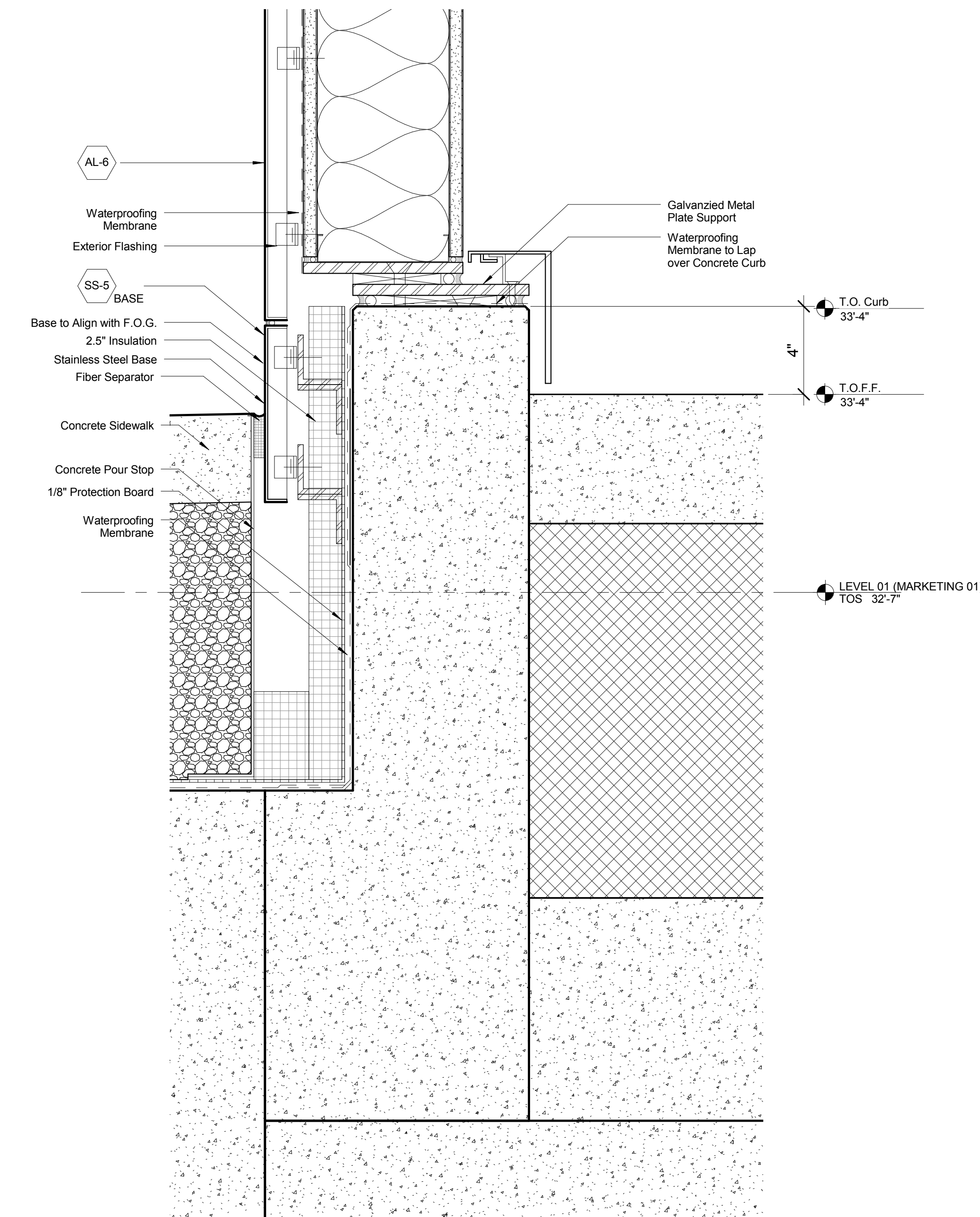
6 Detail Section - Storefront - Siamese Connection  
SCALE: 3" = 1'-0"



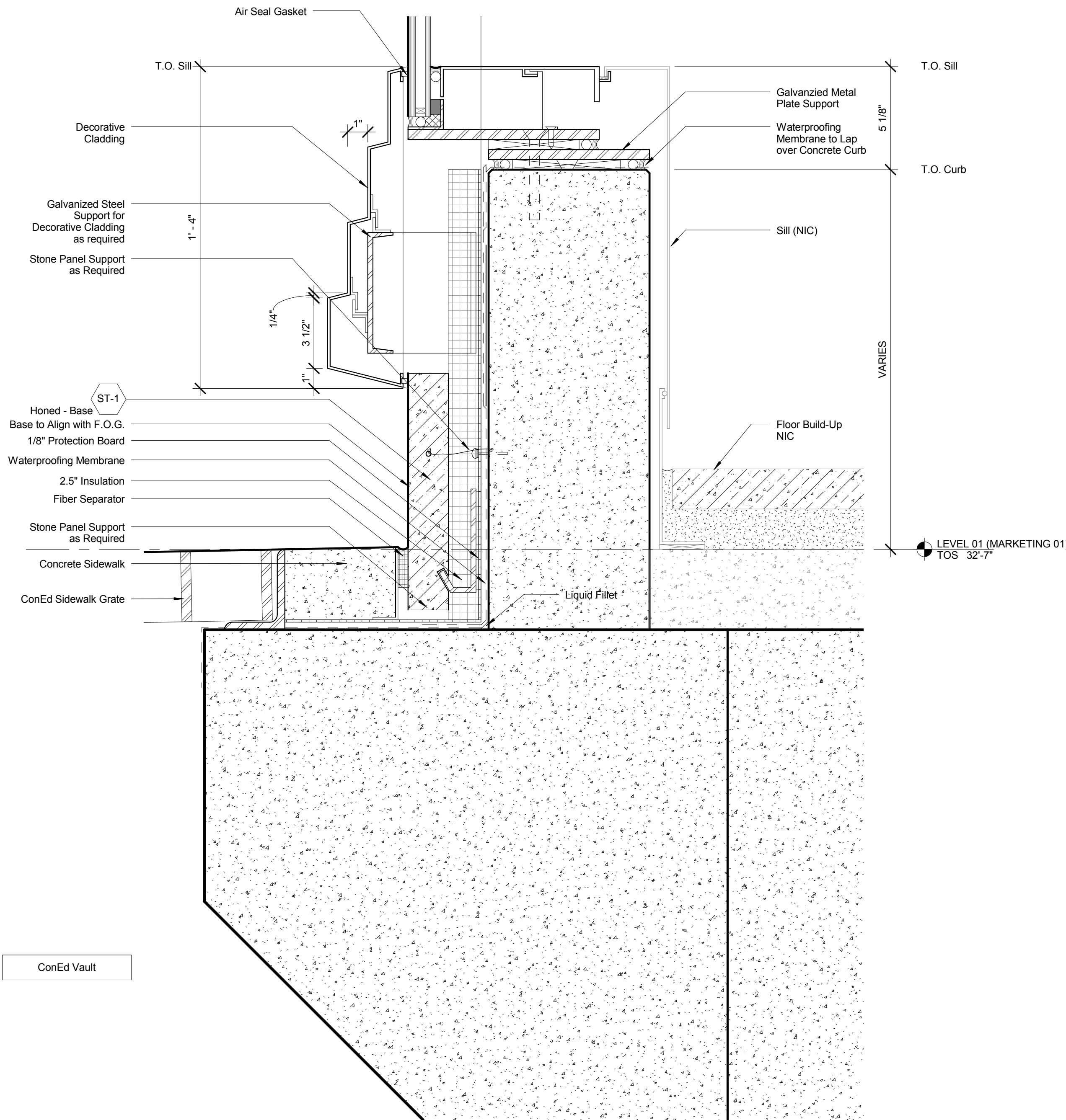
4 Detail Section - Storefront - Siamese Connection  
SCALE: 3" = 1'-0"



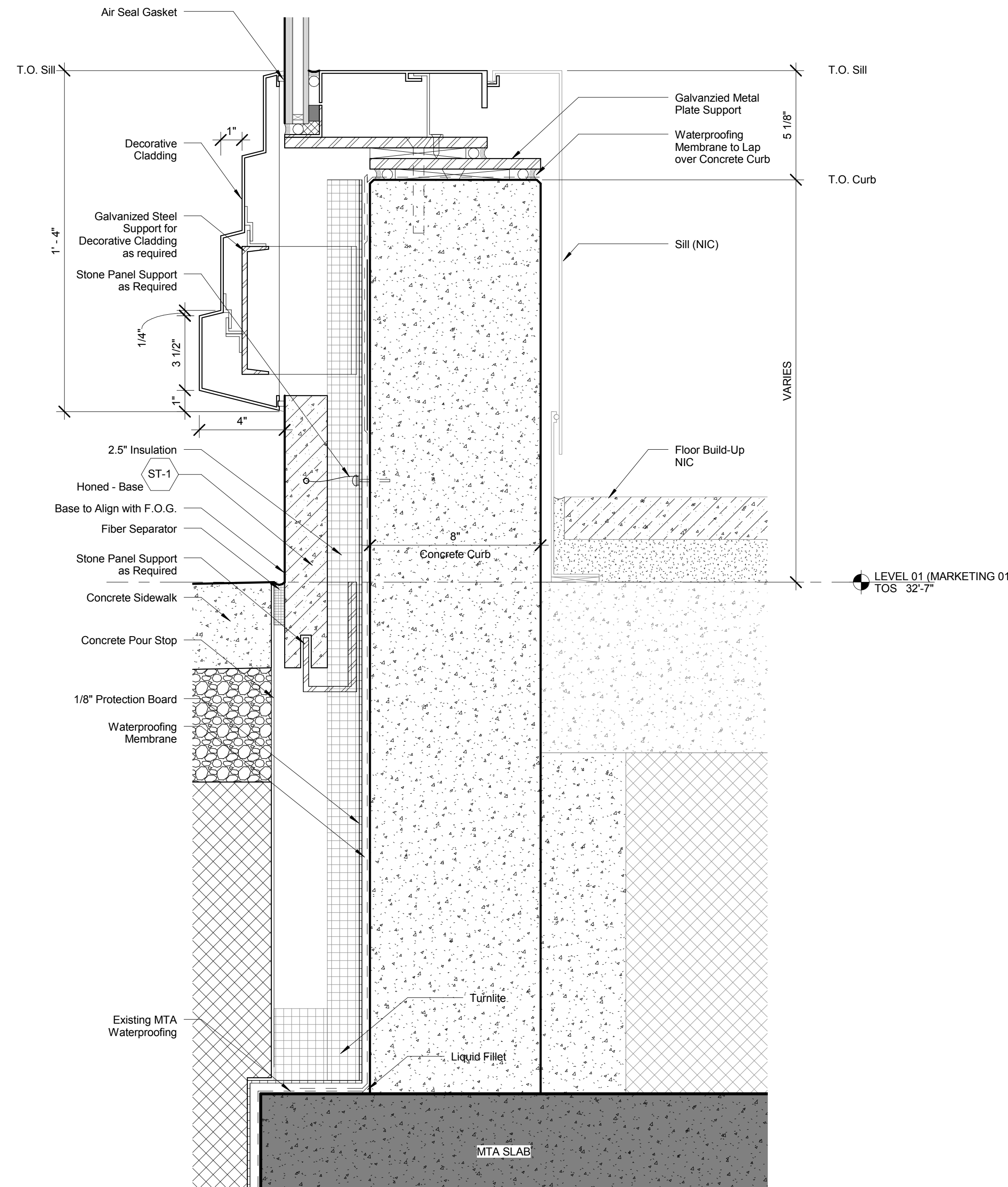
2 Detail Section - Storefront - Entrance Sill  
SCALE: 3" = 1'-0"



5 Detail Section - Storefront - Metal Panel (Viaduct)  
SCALE: 3" = 1'-0"




3 Detail Section - Storefront - Typical (ConEd Vault)  
SCALE: 3" = 1'-0"



1 Detail Section - Storefront - Typical (MTA)  
SCALE: 3" = 1'-0"

No.	Description	Date
1	PLAN APPROVAL AMENDMENT	08/04/2017

Key Plan



Drawing Title  
**MULLION DETAILS -  
PODIUM -  
STOREFRONT**  
Drawing Number  
**A-360.00**





Client

Related Companies  
60 Columbus Circle  
New York, NY 10023  
Tel: 212.801.1000 Fax: 212.801.1048

Architect

Oxford Properties Group  
320 Park Avenue, 17th Floor  
New York, NY 10022  
Tel: 212.986.7514 Fax: 212.986.7510

Mitsui Fudosan America, Inc.  
1251 Avenue of the Americas, Suite 800  
New York, NY 10020  
Tel: 212.403.5600 Fax: 212.403.5657

Engineer

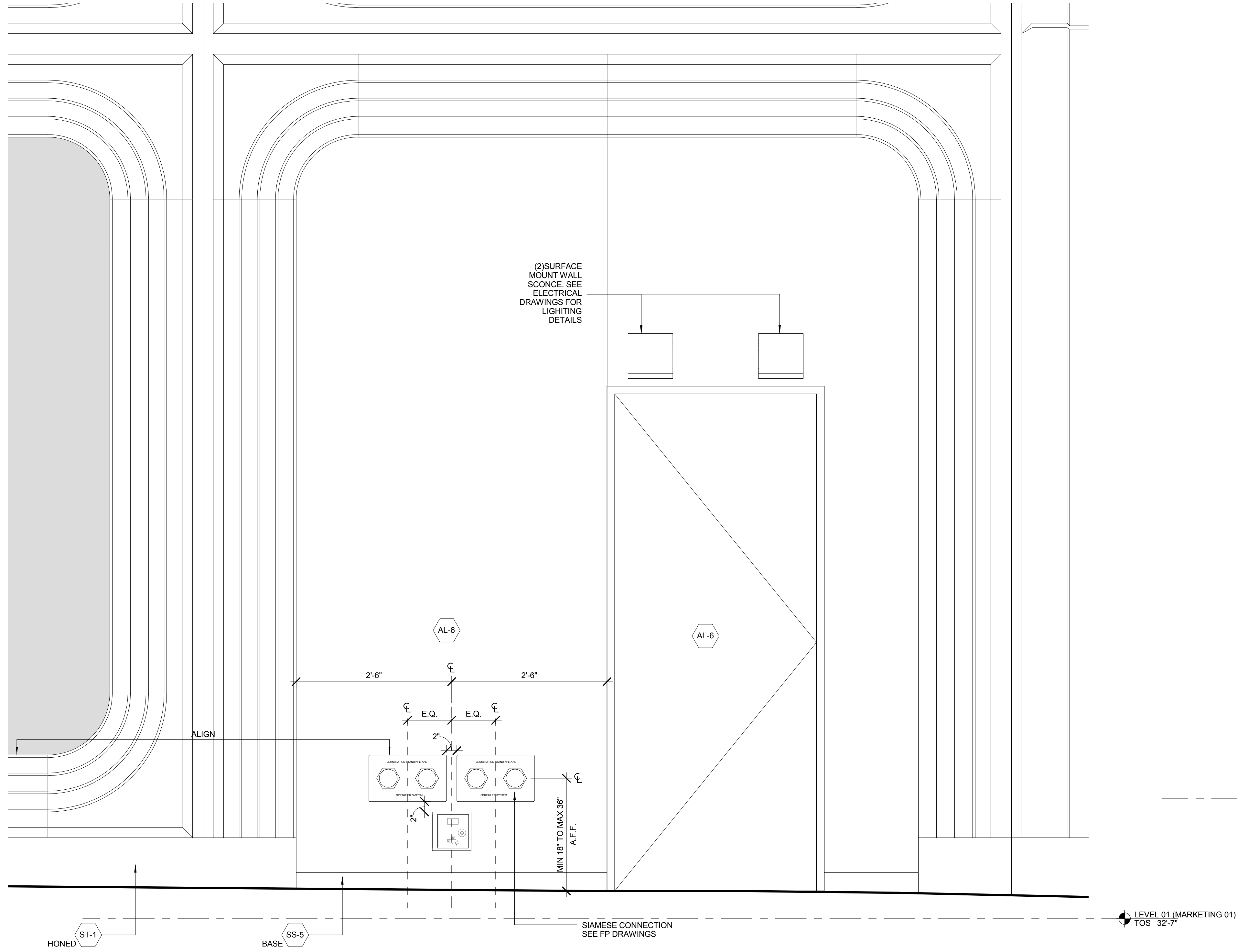
Kohn Pedersen Fox Associates PC  
Architects & Planning Consultants  
11 West 42nd Street  
New York, New York 10036  
TEL: 212.977.6500 FAX: 212.956.2526

Structural Engineer

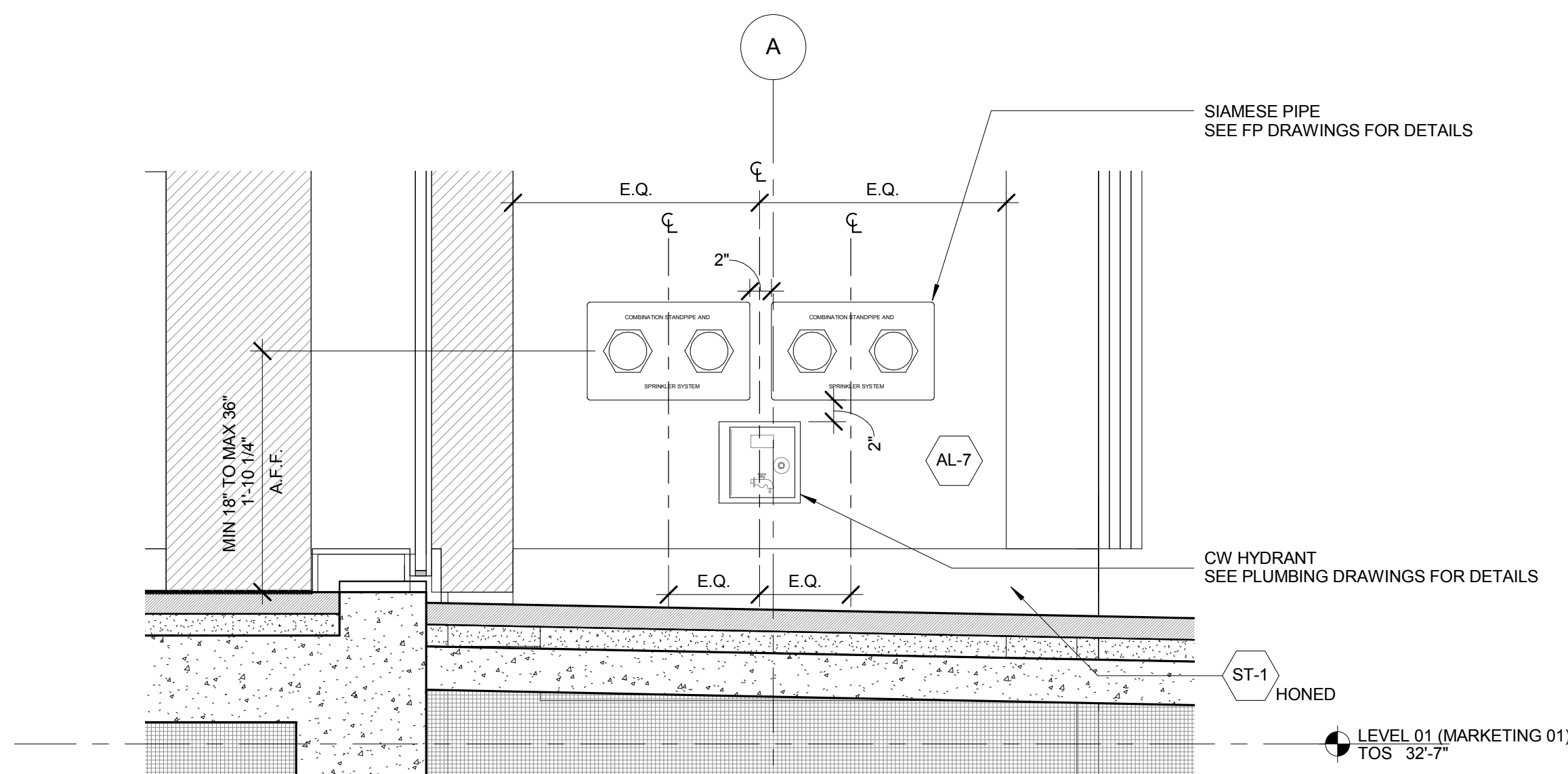
WSP  
228 East 45th Street, 3rd Floor  
New York, NY 10017  
Tel: 212.687.9888 Fax: 646.487.5501

Mechanical, Electrical, Plumbing, Fire Protection

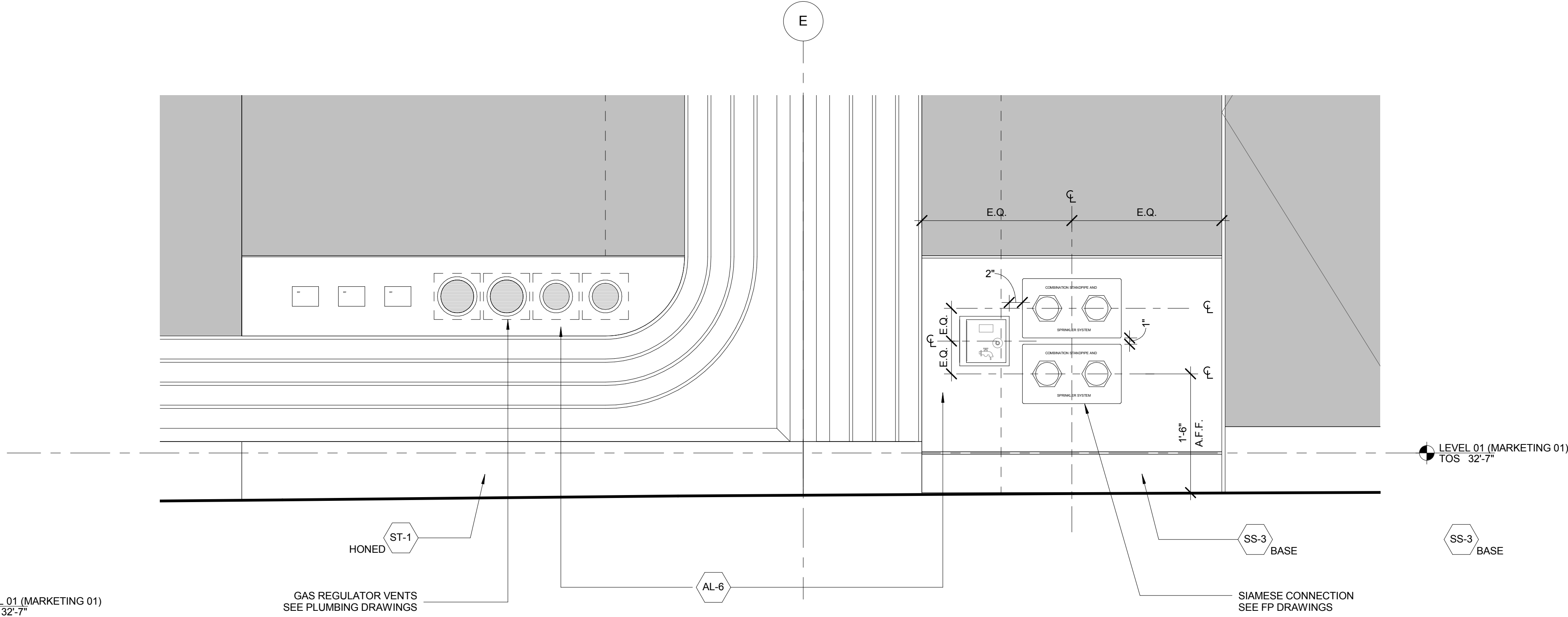
WSP  
512 Seventh Avenue  
New York, NY 10018  
Tel: 212.532.9600



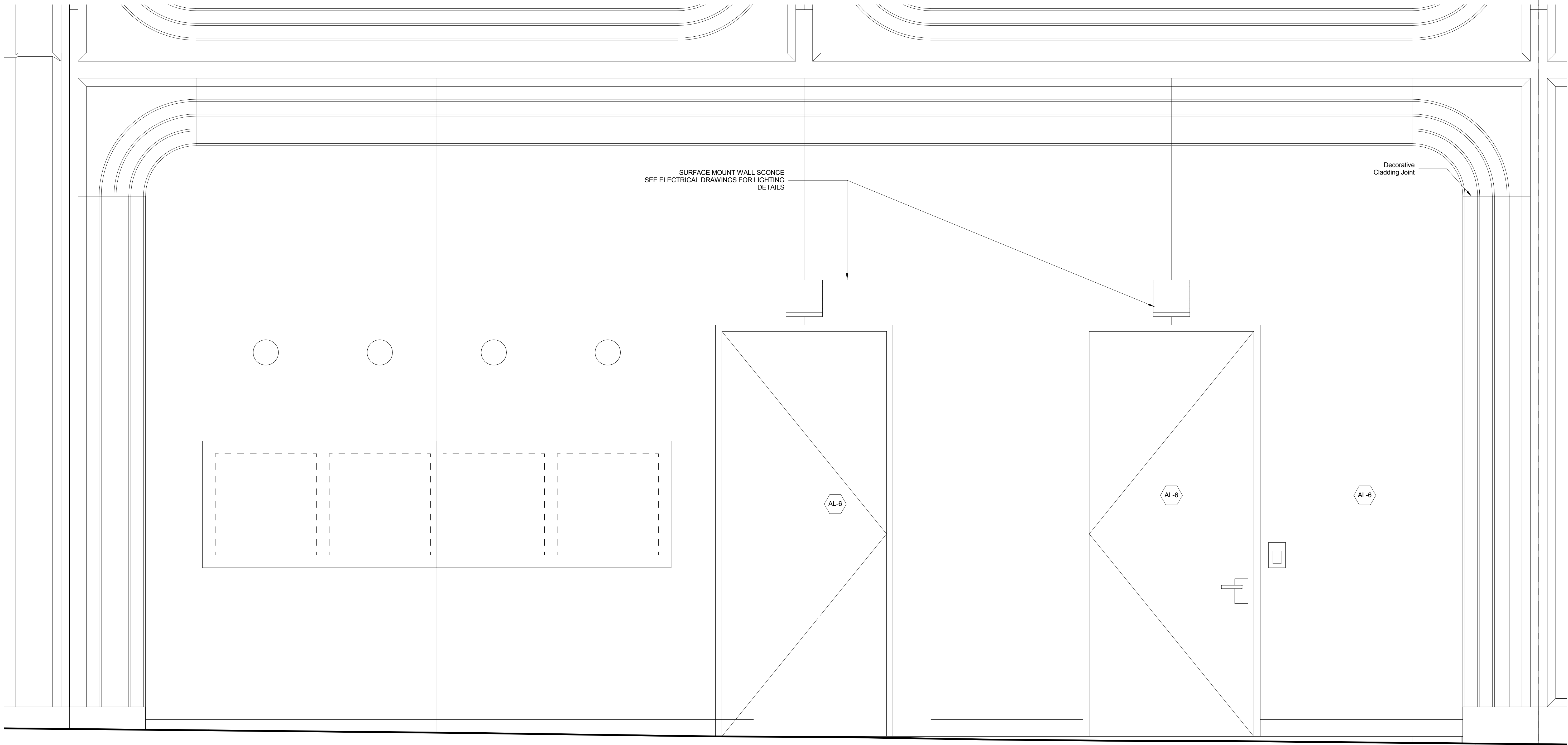
4 WALL TYPE DETAIL EAST ELEVATION - UTILITY  
SCALE: 1" = 1'-0"



3 WALL TYPE DETAIL WEST ENTRANCE SIDE WALL - UTILITY  
SCALE: 1" = 1'-0"



2 WALL TYPE DETAIL NORTH ELEVATION - UTILITY  
SCALE: 1" = 1'-0"



1 WALL TYPE DETAIL WEST ELEVATION - UTILITY  
SCALE: 1" = 1'-0"

No.	Description	Date
-----	-------------	------

1	PLAN APPROVAL AMENDMENT	08/04/2017
---	-------------------------	------------

Key Plan



Issue Date: 09/28/16  
Project No:  
Drawn By: A-361.00  
Sheet Number: A-361.00

Register of Architects  
STATE OF NEW YORK  
A-361.00

Drawing Title  
MULLION DETAILS  
- PODIUM -  
STOREFRONT  
Drawing Number  
A-361.00





Client  
Related Companies  
60 Columbus Circle  
New York, NY 10023  
Tel: 212.801.1000 Fax: 212.801.1048

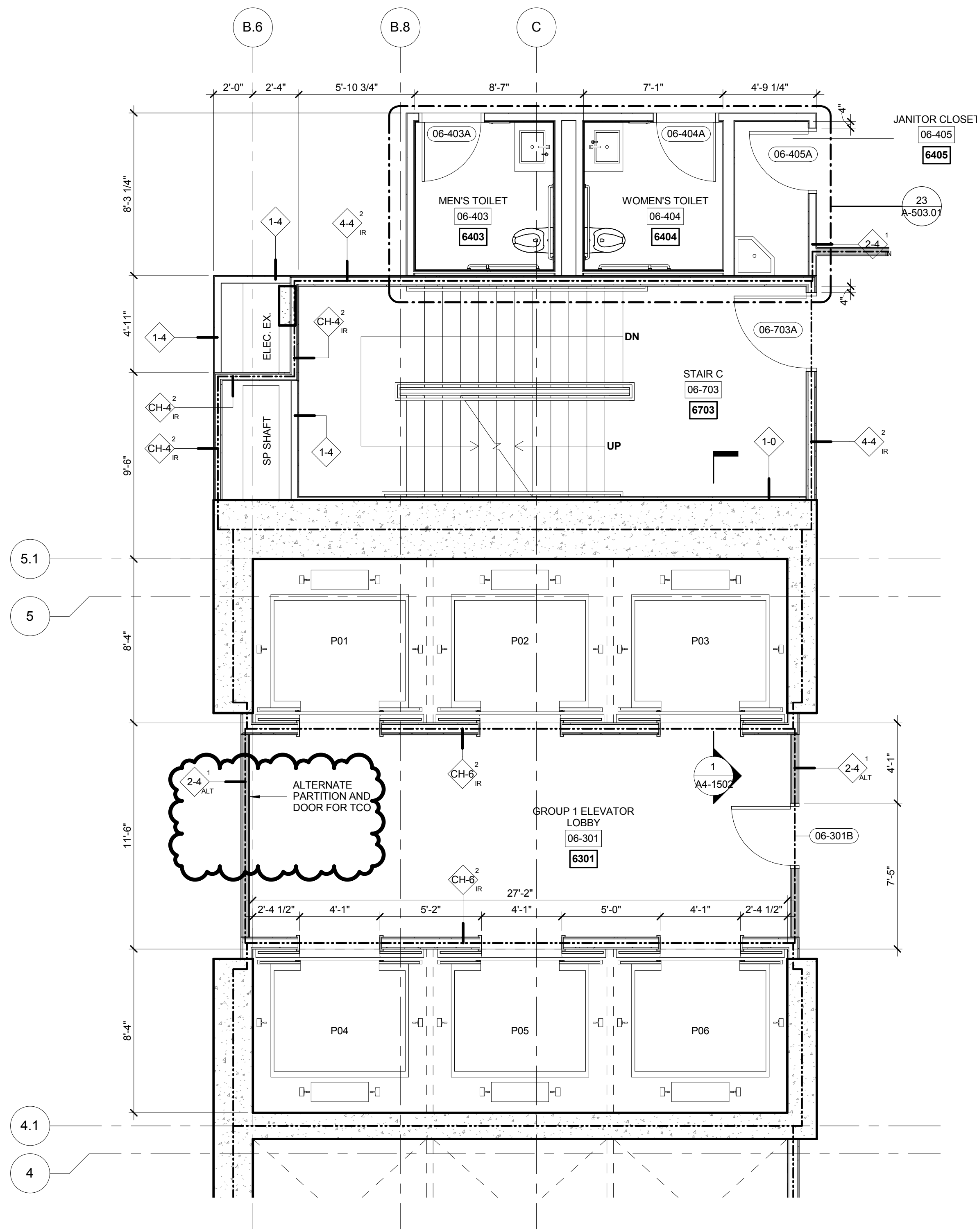
Oxford Properties Group  
320 Park Avenue, 17th Floor  
New York, NY 10022  
Tel: 212.986.7514 Fax: 212.986.7510

Mitsui Fudosan America, Inc.  
1251 Avenue of the Americas, Suite 800  
New York, NY 10020  
Tel: 212.403.5600 Fax: 212.403.5657

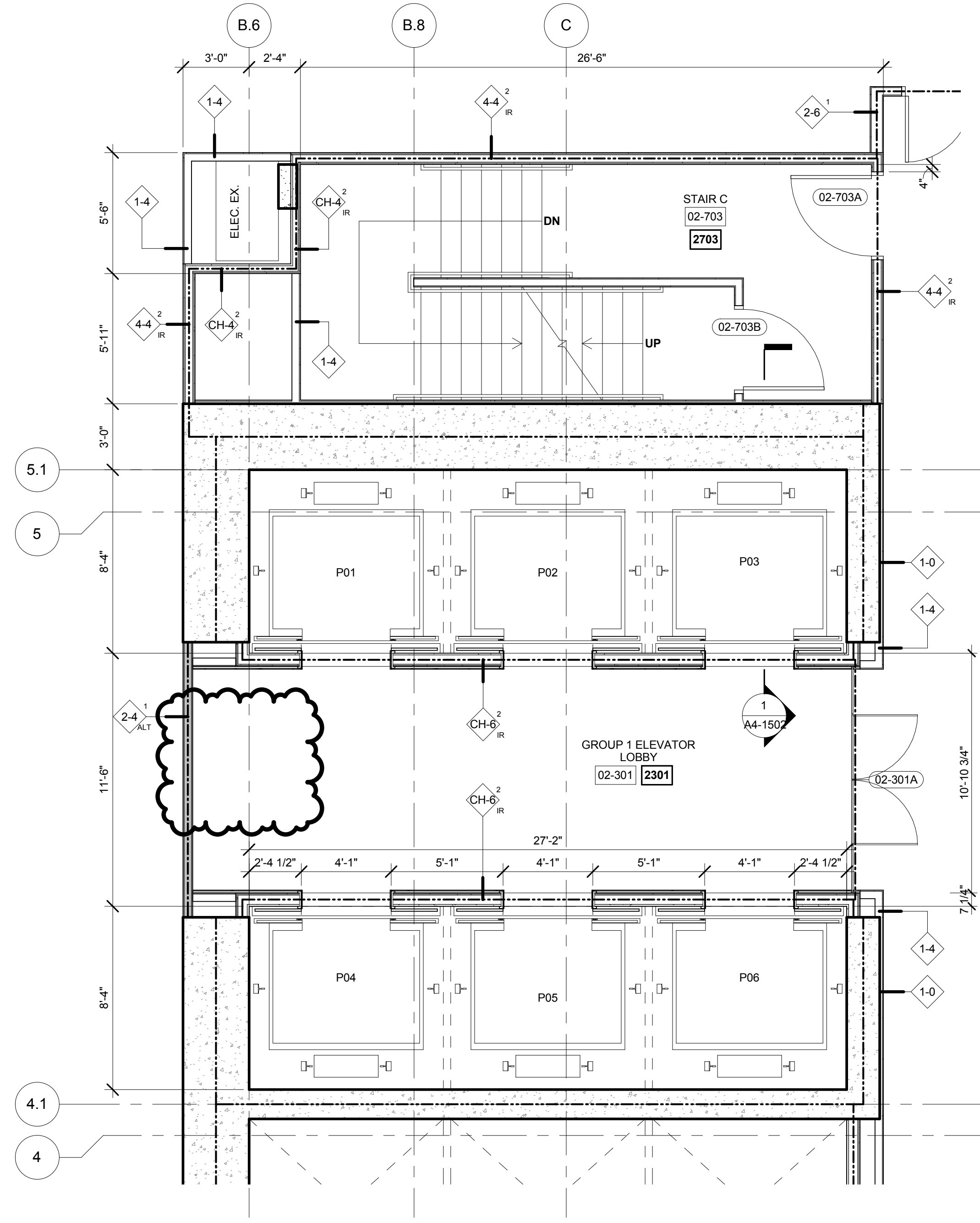
Architect  
Kohn Pedersen Fox Associates PC  
Architects & Planning Consultants  
11 West 42nd Street  
New York, New York 10036  
TEL: 212.977.6500 FAX: 212.956.2526

Structural Engineer  
WSP  
228 East 45th Street, 3rd Floor  
New York, NY 10017  
Tel: 212.687.9888 Fax: 646.487.5501

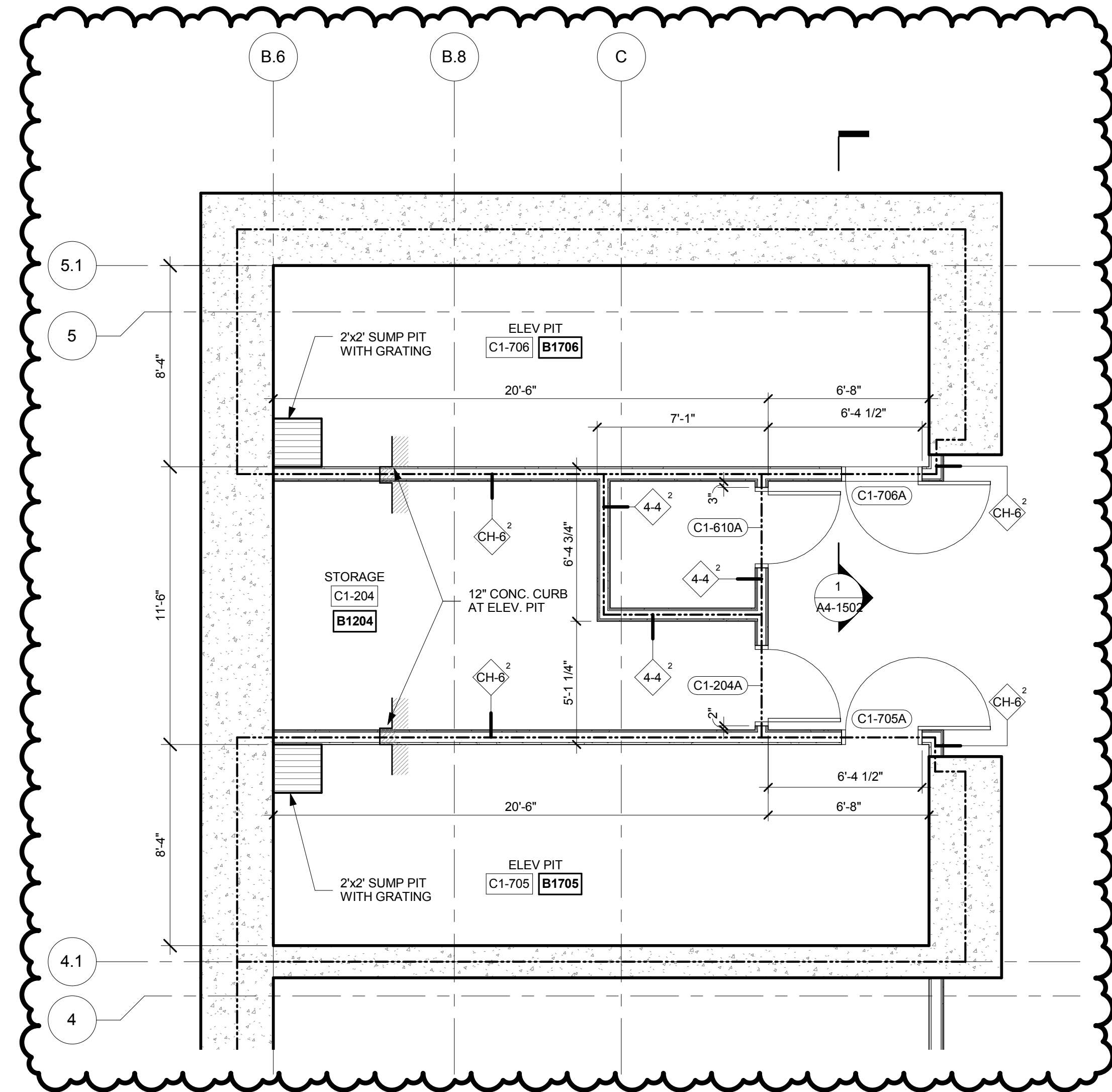
Mechanical, Electrical, Plumbing, Fire Protection  
WSP  
512 Seventh Avenue  
New York, NY 10018  
Tel: 212.532.9600



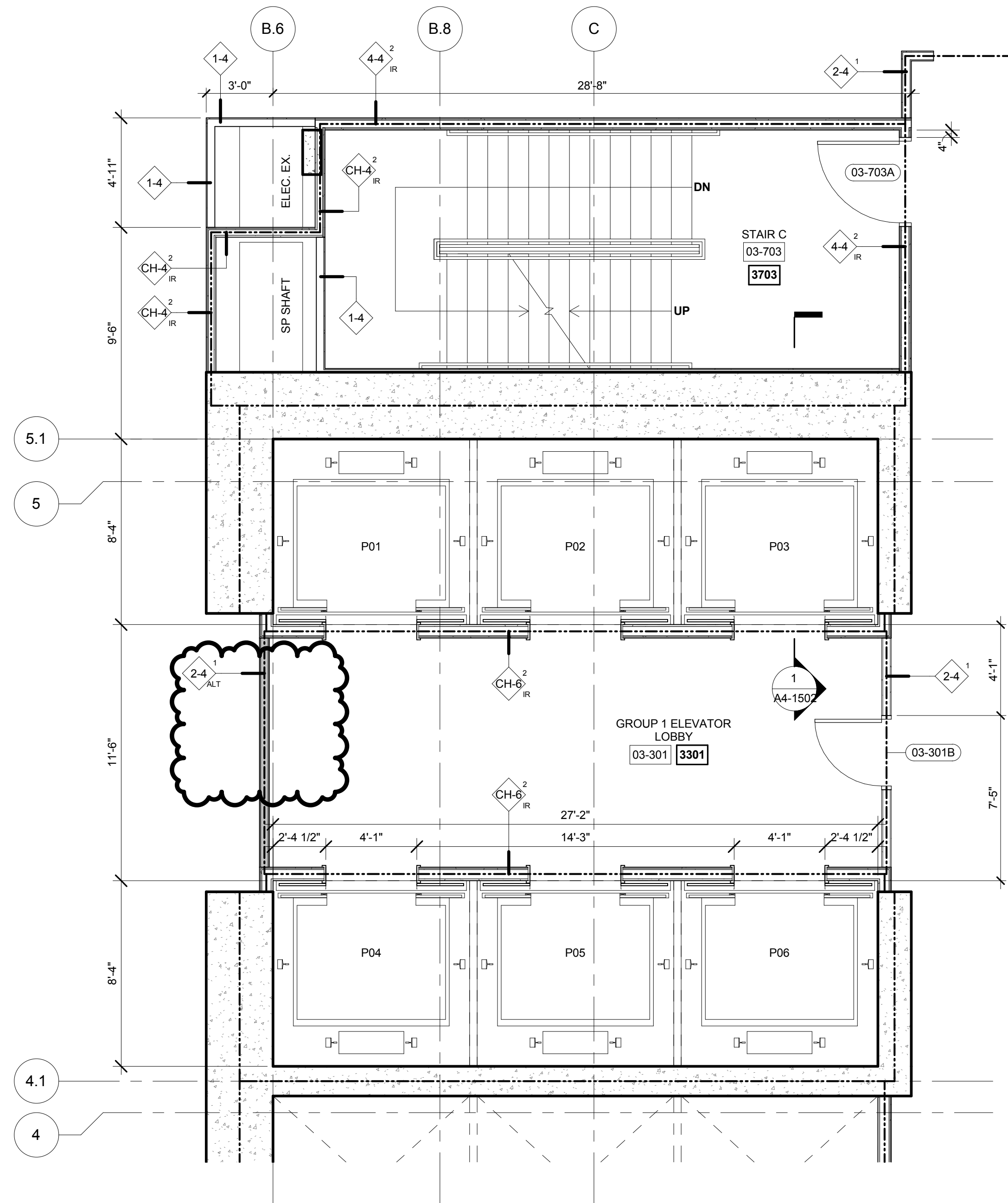
6 FLOORS 06-08 ENLARGED GROUP 1  
SCALE: 1/4" = 1'-0"



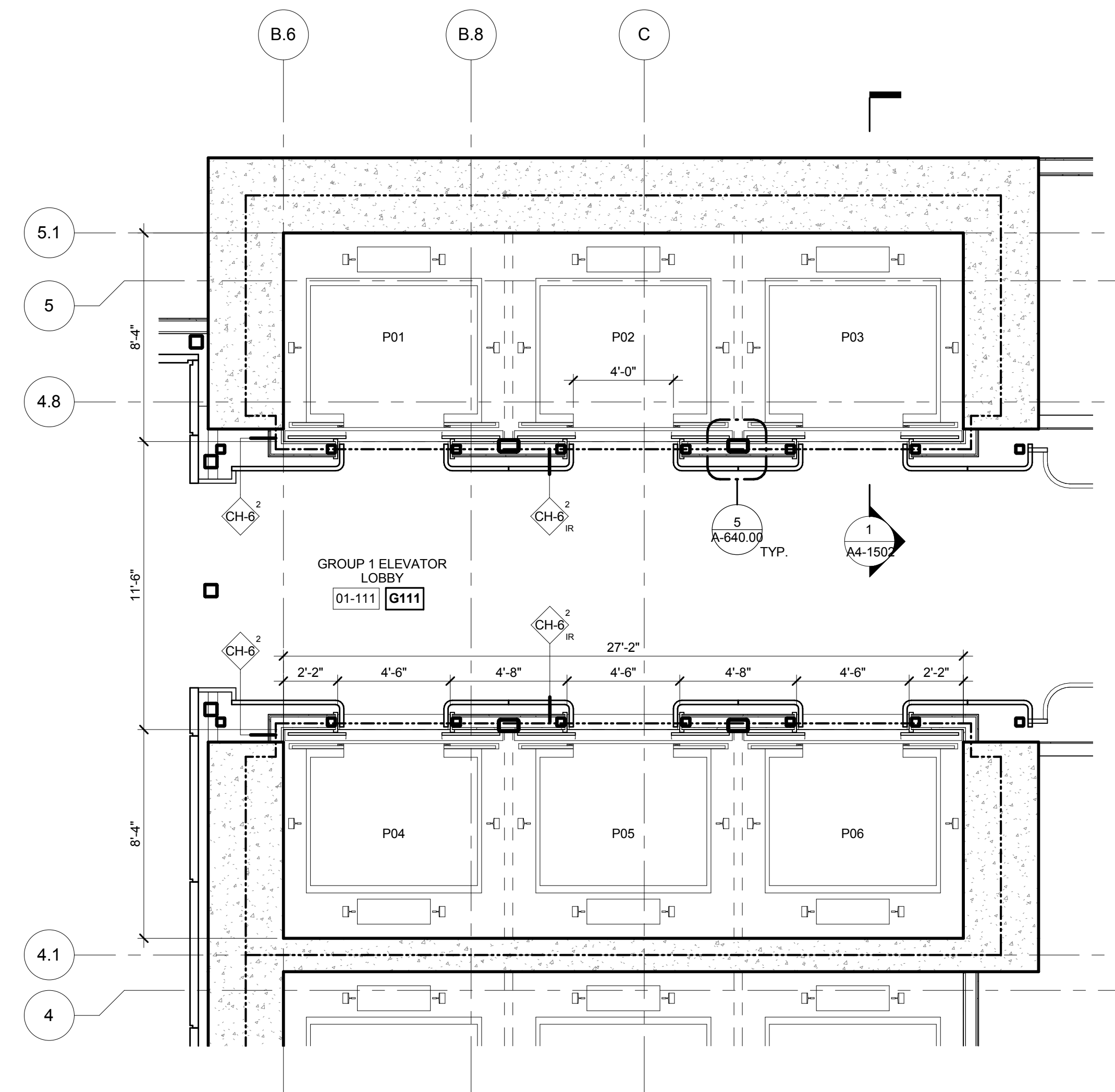
4 FLOORS 02 ENLARGED GROUP 1  
SCALE: 1/4" = 1'-0"



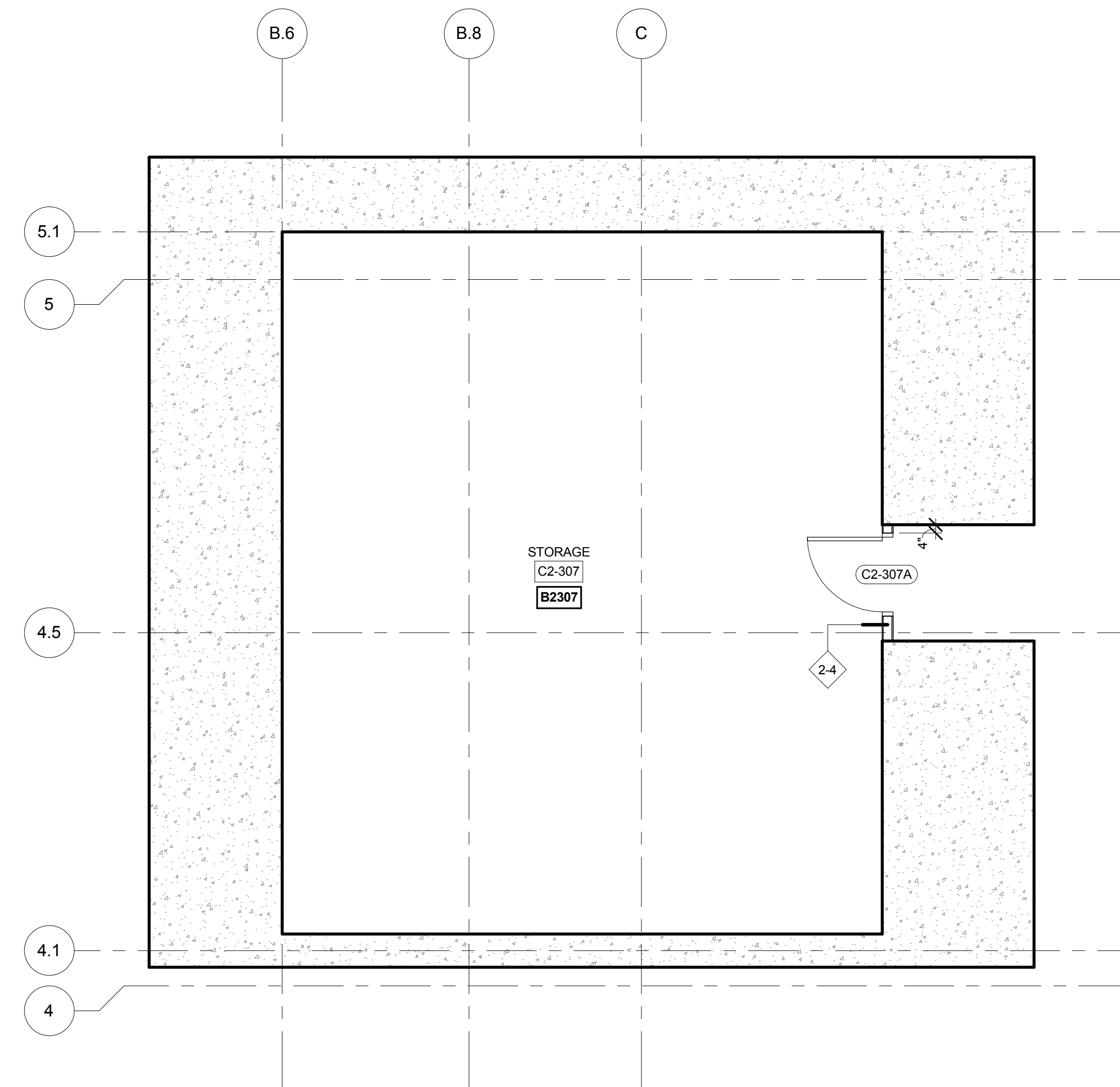
2 FLOORS C1 ENLARGED GROUP 1  
SCALE: 1/4" = 1'-0"



5 FLOORS 03-05 ENLARGED GROUP 1  
SCALE: 1/4" = 1'-0"




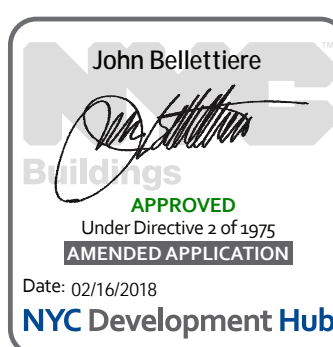
3 FLOORS 01 ENLARGED GROUP 1  
SCALE: 1/4" = 1'-0"



1 FLOORS C2 ENLARGED GROUP 1  
SCALE: 1/4" = 1'-0"

7	PLAN APPROVAL AMENDMENT	08/04/2017
2	D.O.B. BUILDING PERMIT FILING	05/11/2015
No.	Description	Date


Key Plan



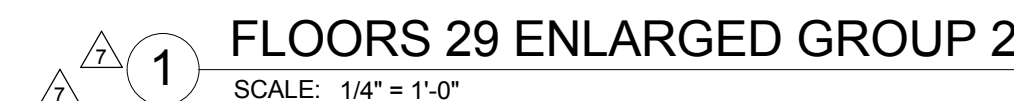
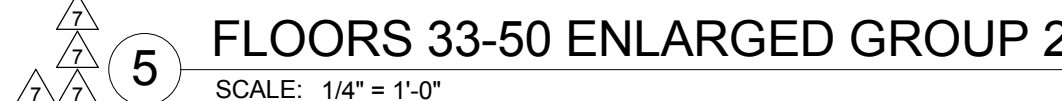
Drawing Title  
**ENLARGED PLANS GROUP-1**

Drawing Number  
**A-410.01**





SHEET 77 of 128







Client  
Related Companies  
60 Columbus Circle  
New York, NY 10023  
Tel: 212.801.1000 Fax: 212.801.1048

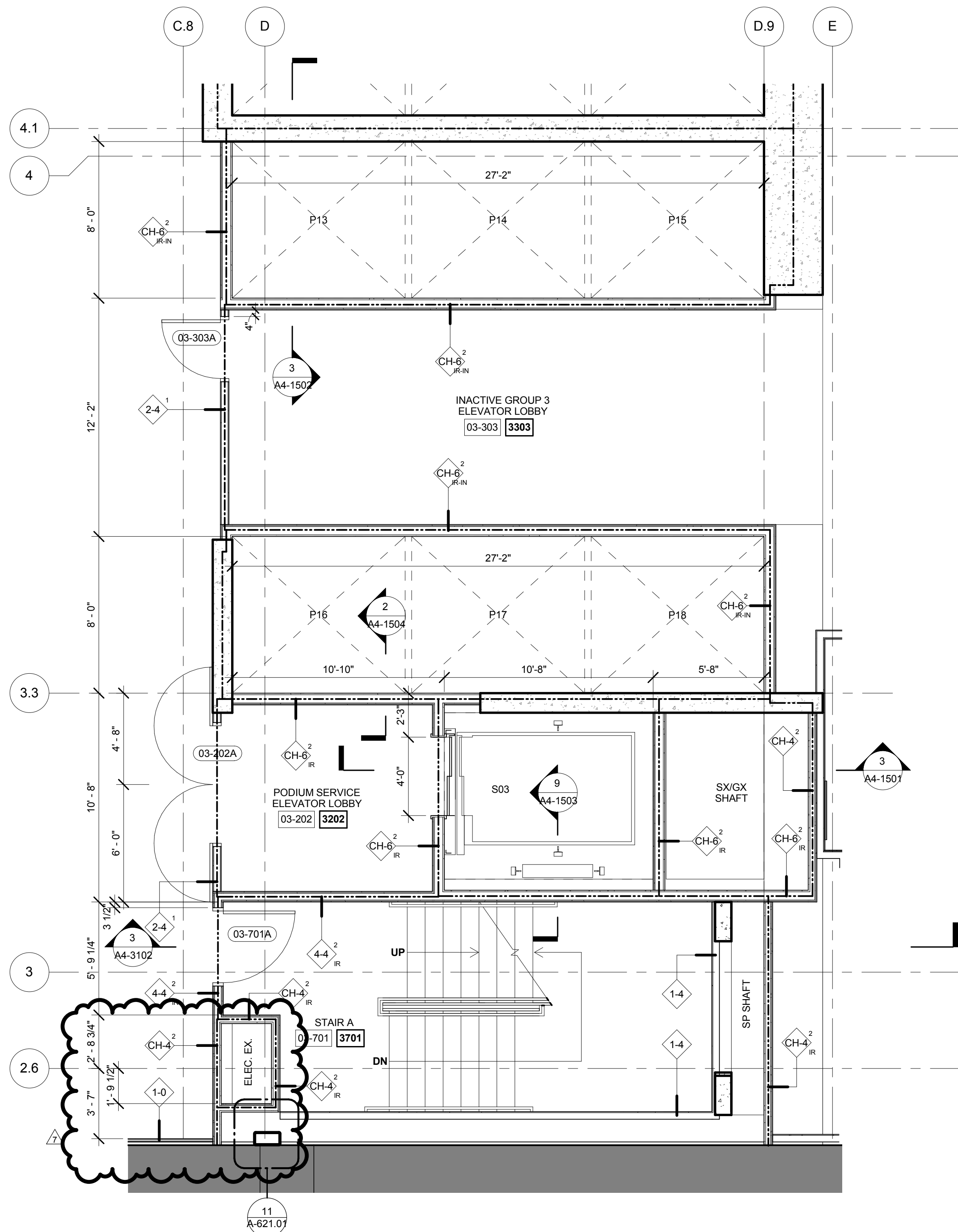
Oxford Properties Group  
320 Park Avenue, 17th Floor  
New York, NY 10022  
Tel: 212.986.7514 Fax: 212.986.7510

Mitsui Fudosan America, Inc.  
1251 Avenue of the Americas, Suite 800  
New York, NY 10020  
Tel: 212.403.5600 Fax: 212.403.5657

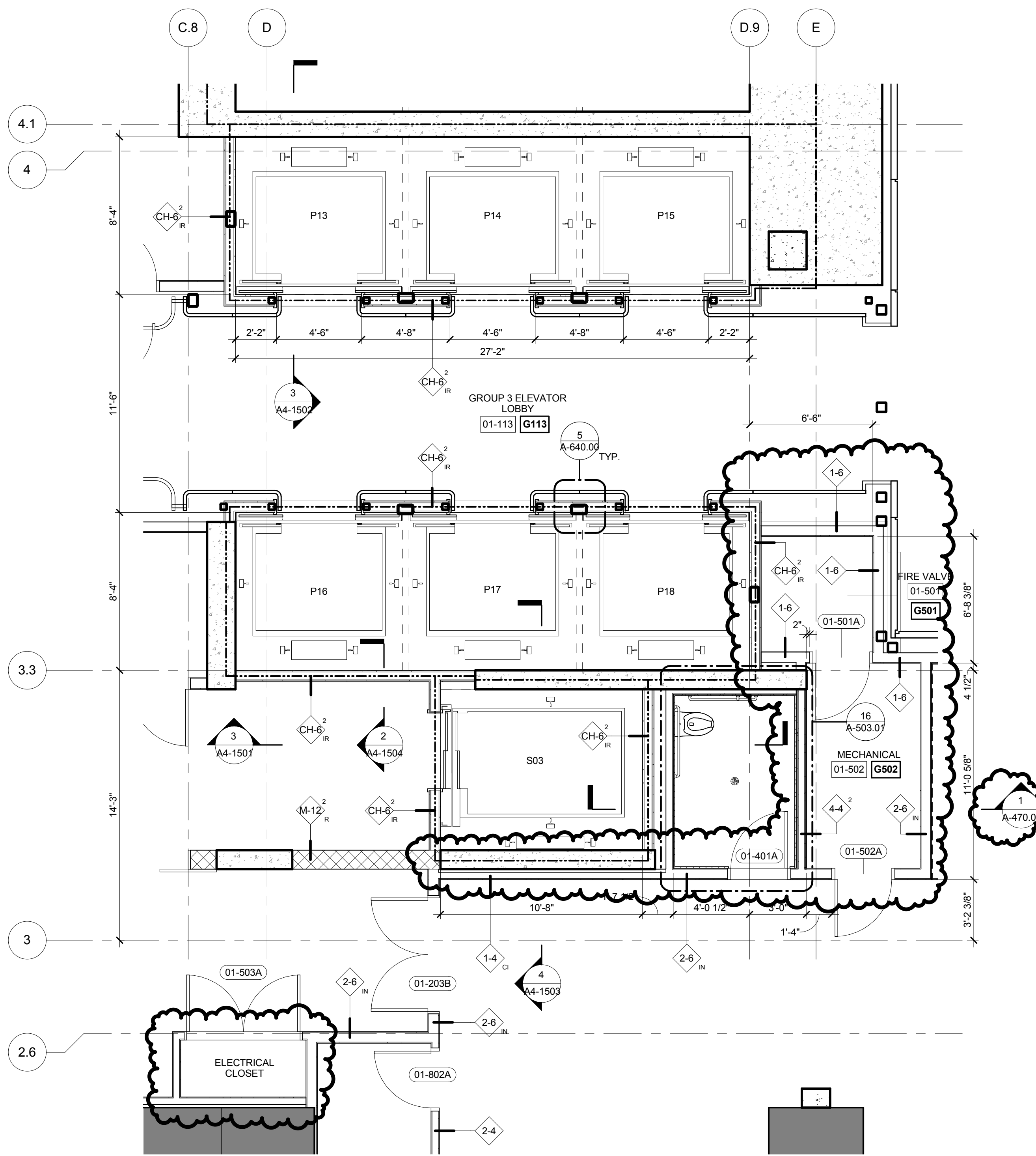
Architect  
Kohn Pedersen Fox Associates PC  
Architects & Planning Consultants  
11 West 42nd Street  
New York, New York 10036  
TEL: 212.977.6500 FAX: 212.956.2526

Structural Engineer  
WSP  
228 East 45th Street, 3rd Floor  
New York, NY 10017  
Tel: 212.687.9888 Fax: 646.487.5501

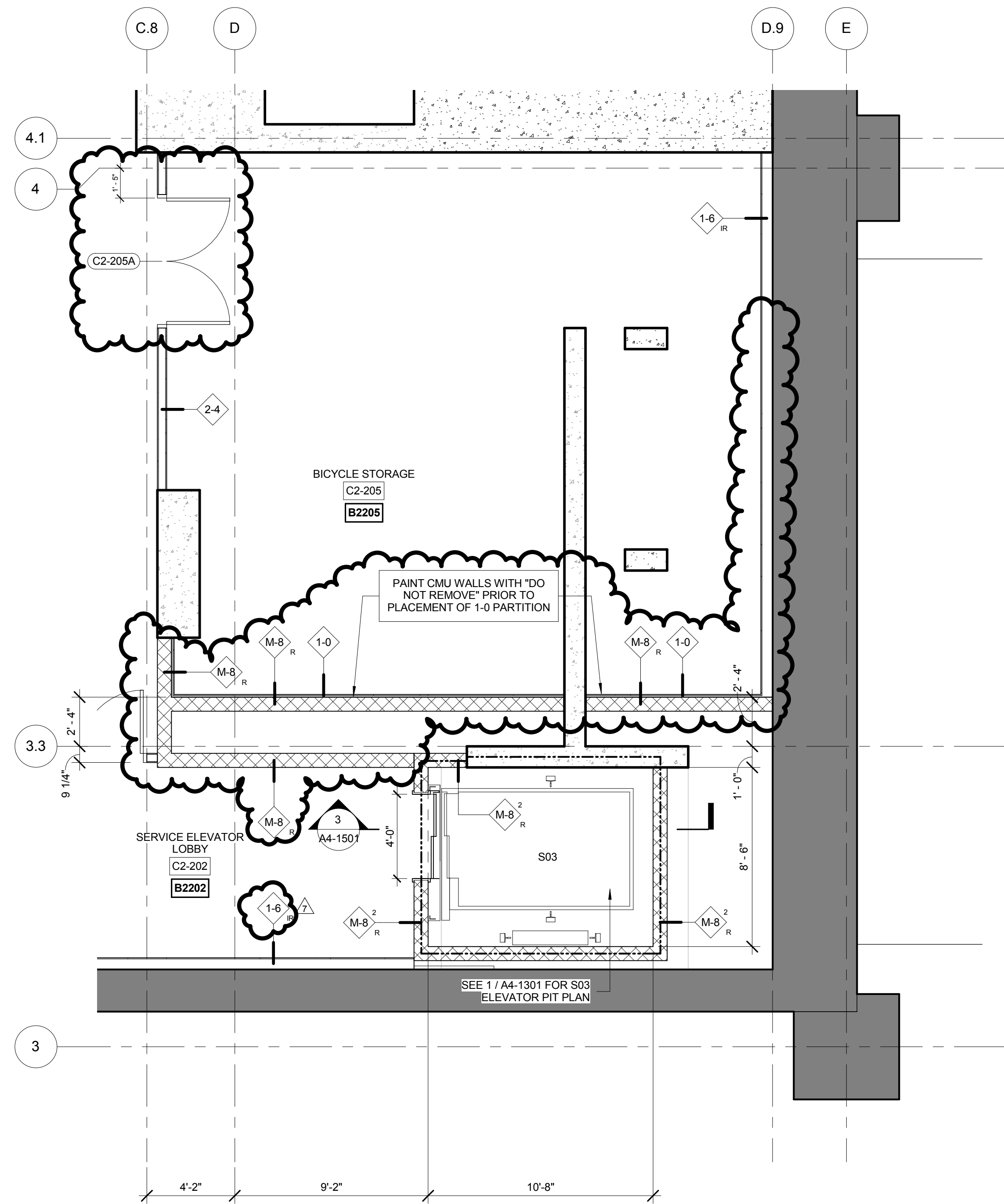
Mechanical, Electrical, Plumbing, Fire Protection  
WSP  
512 Seventh Avenue  
New York, NY 10018  
Tel: 212.532.9600



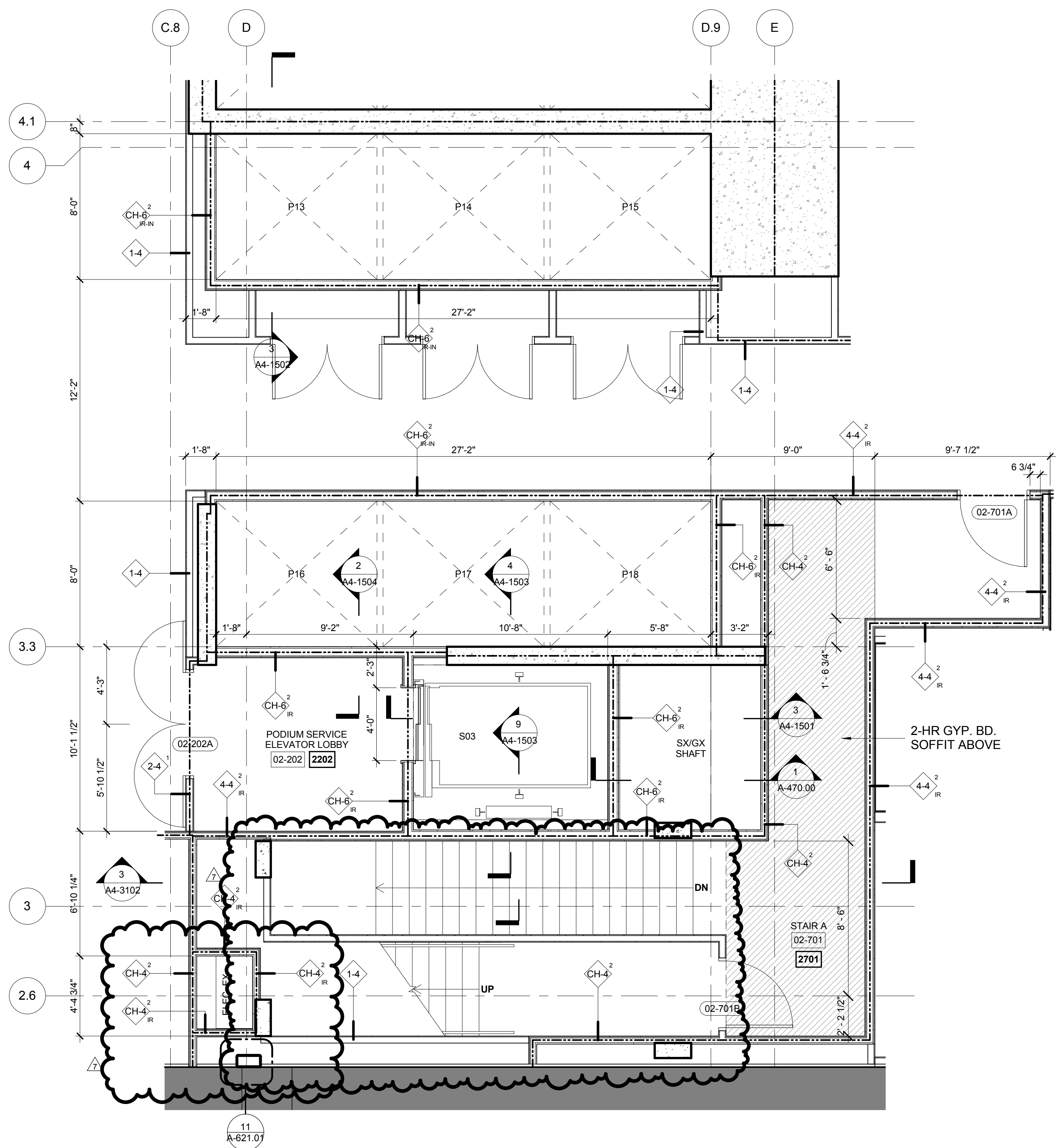
6 FLOORS 03-05 ENLARGED GROUP 3  
SCALE: 1/4" = 1'-0"



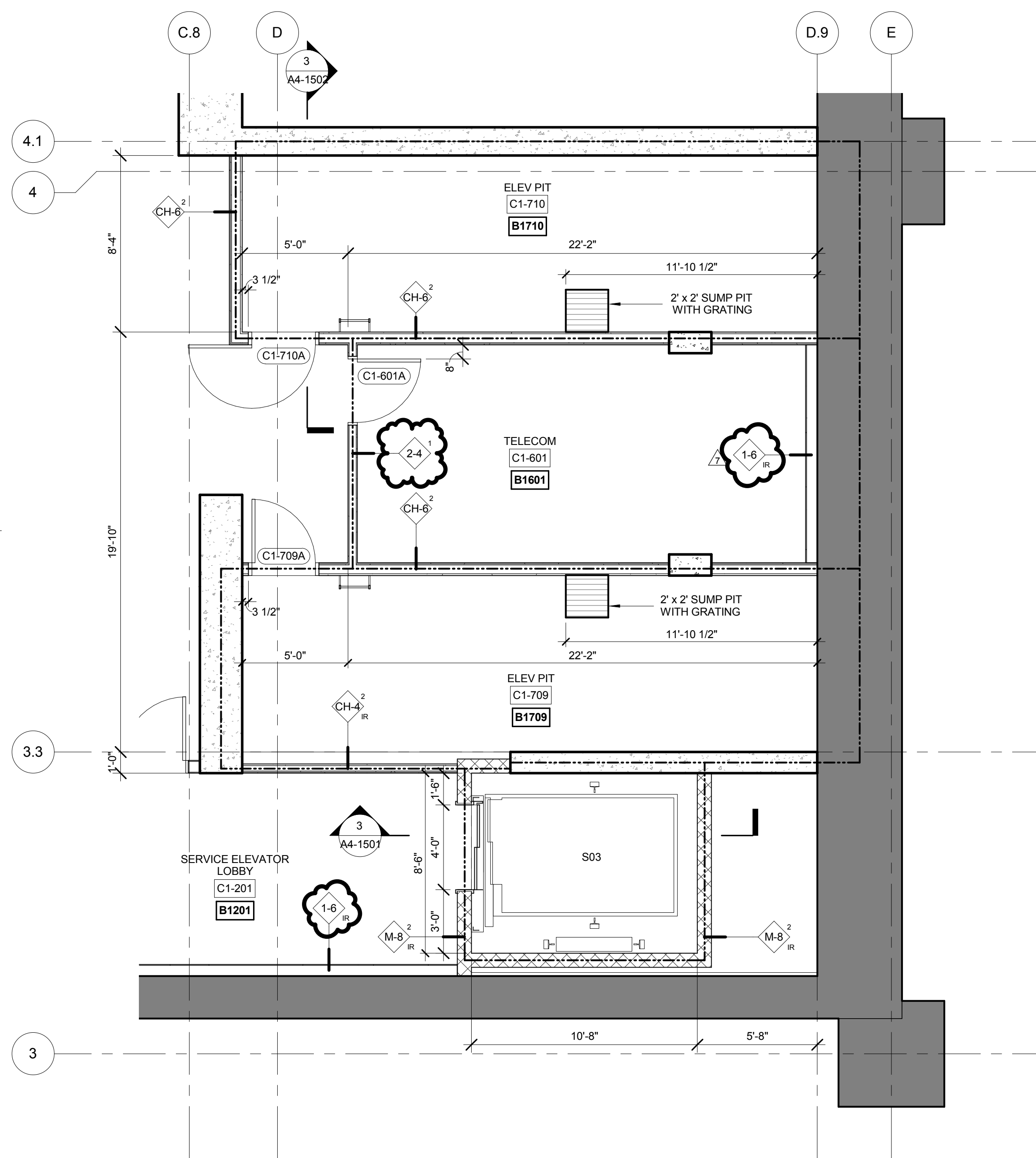
4 FLOORS 01 ENLARGED GROUP 3  
SCALE: 1/4" = 1'-0"



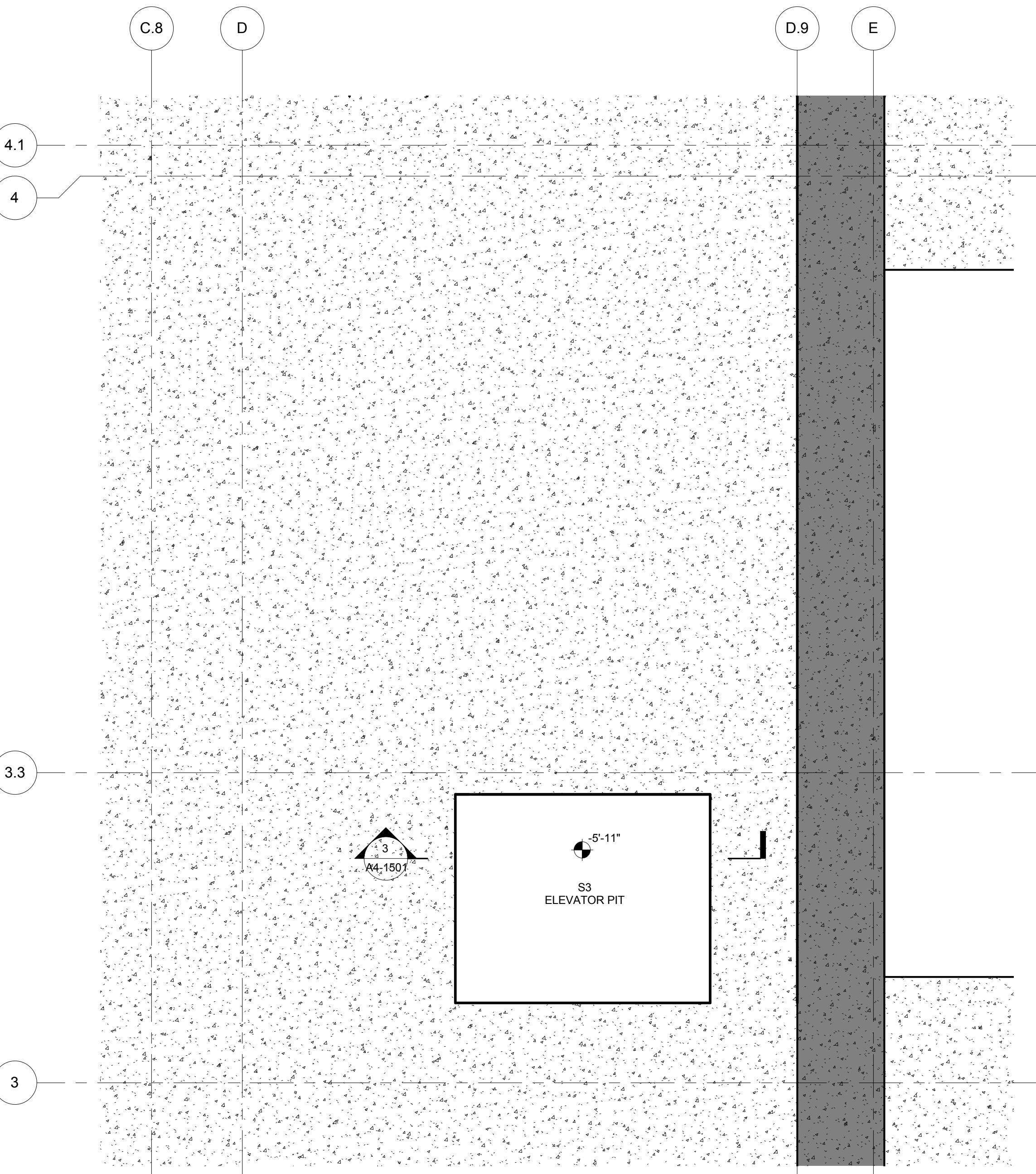
2 FLOORS C2 ENLARGED GROUP 3  
SCALE: 1/4" = 1'-0"



5 FLOORS 02 ENLARGED GROUP 3  
SCALE: 1/4" = 1'-0"




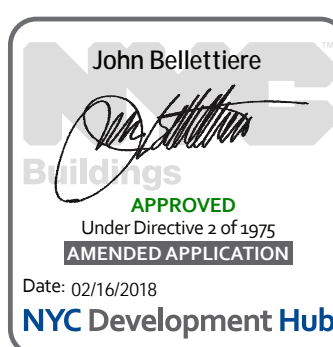
3 FLOORS C1 ENLARGED GROUP 3  
SCALE: 1/4" = 1'-0"



1 FLOORS C2 PIT ENLARGED GROUP 3  
SCALE: 1/4" = 1'-0"

1	PLAN APPROVAL AMENDMENT	08/04/2017
2	D.O.B. BUILDING PERMIT FILING	05/11/2015
No.	Description	Date

Key Plan



Enlarged Plans  
GROUP-3

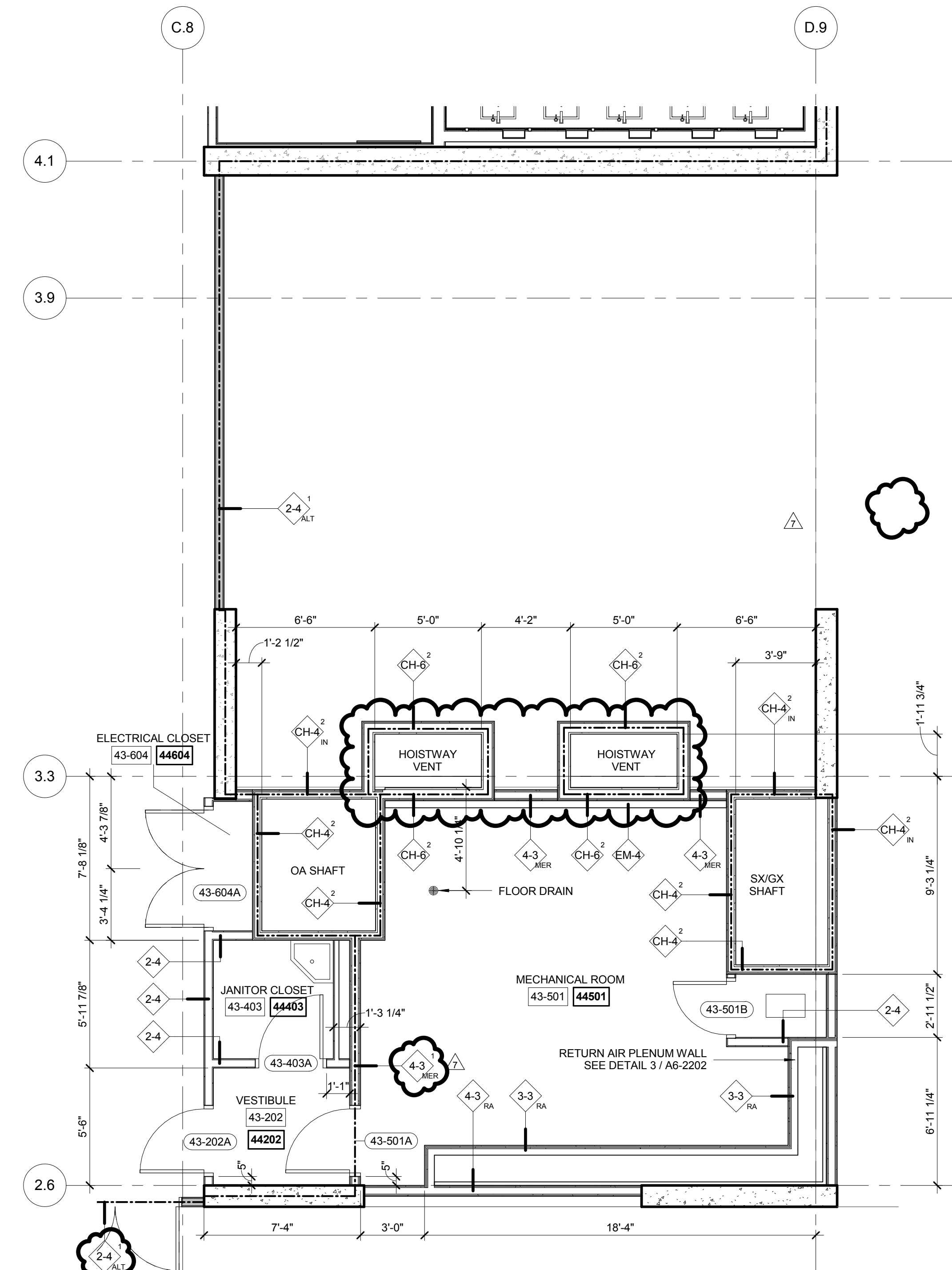
Enlarged Plans  
GROUP-3

Enlarged Plans  
GROUP-3

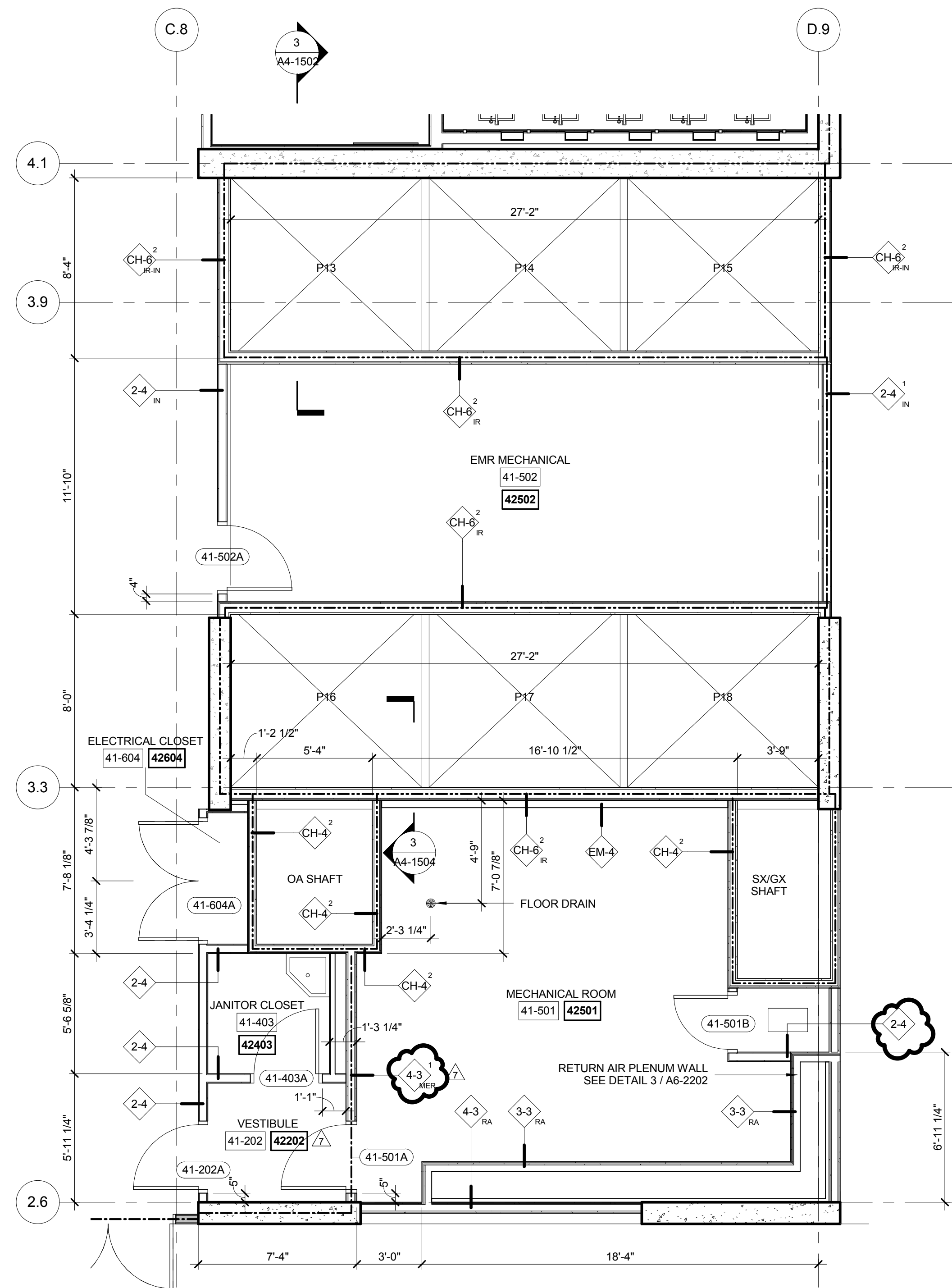
Enlarged Plans  
GROUP-3

Enlarged Plans  
GROUP-3

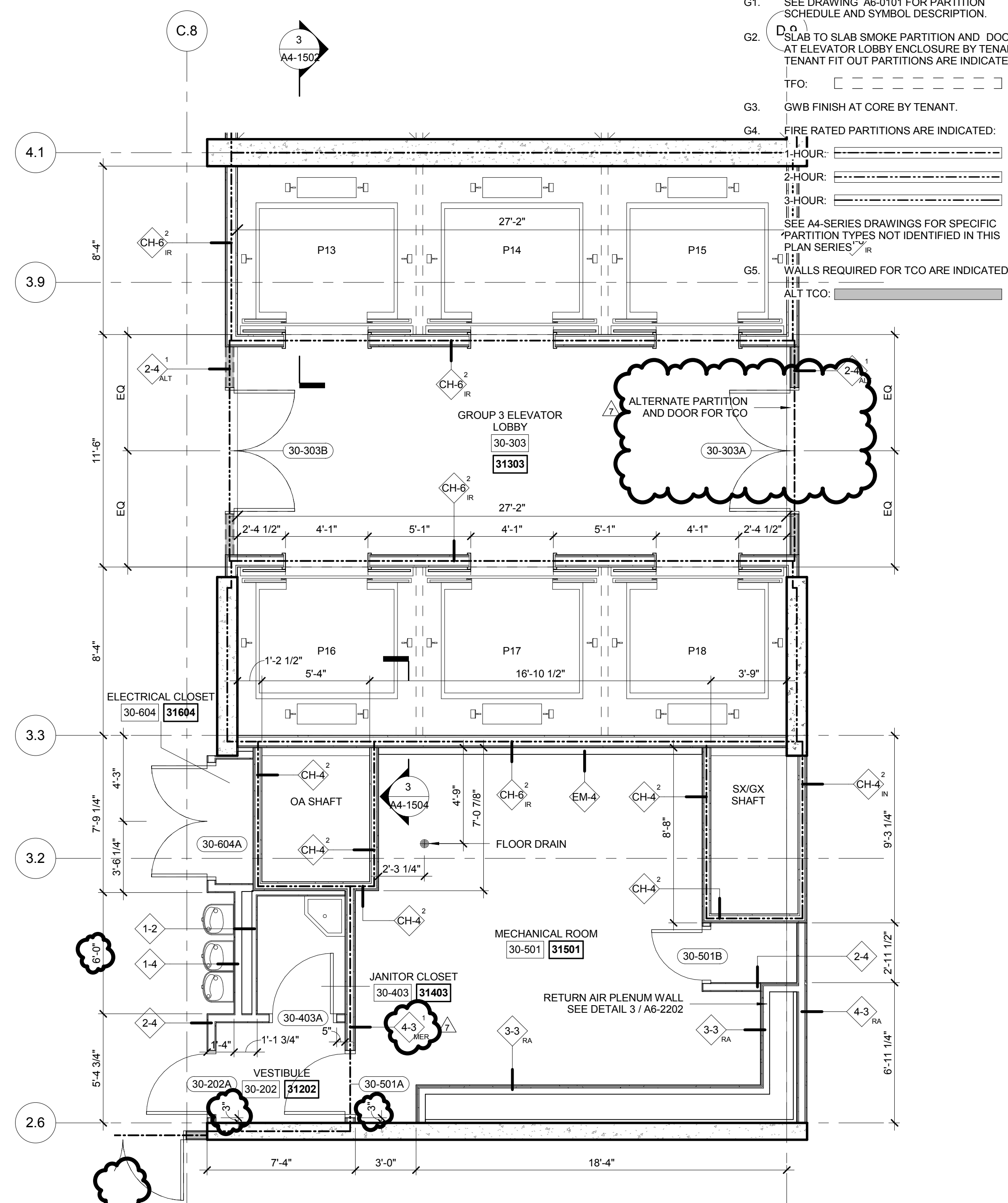




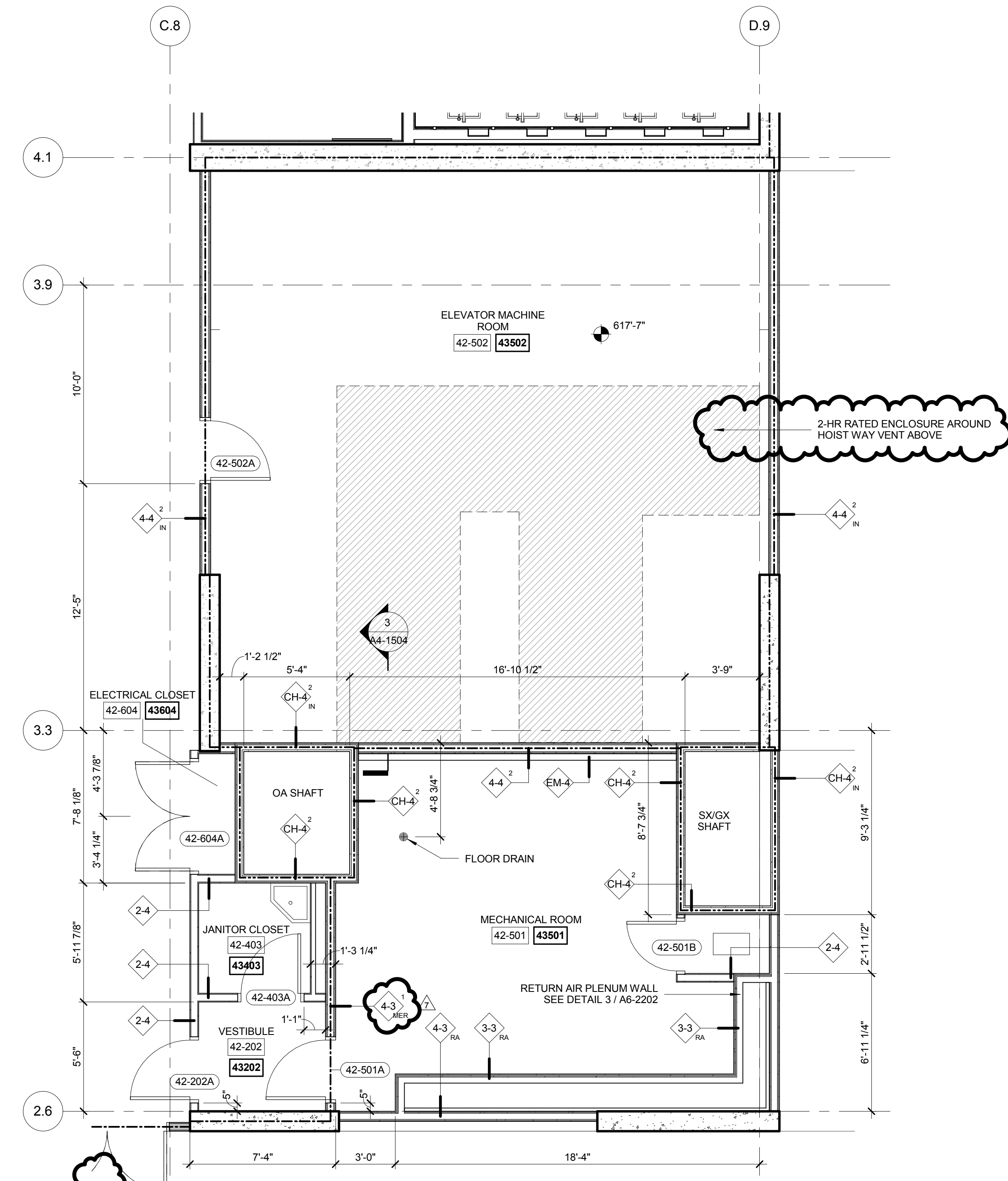
**6 FLOORS 43 ENLARGED GROUP-3**  
SCALE: 1/4" = 1'-0"



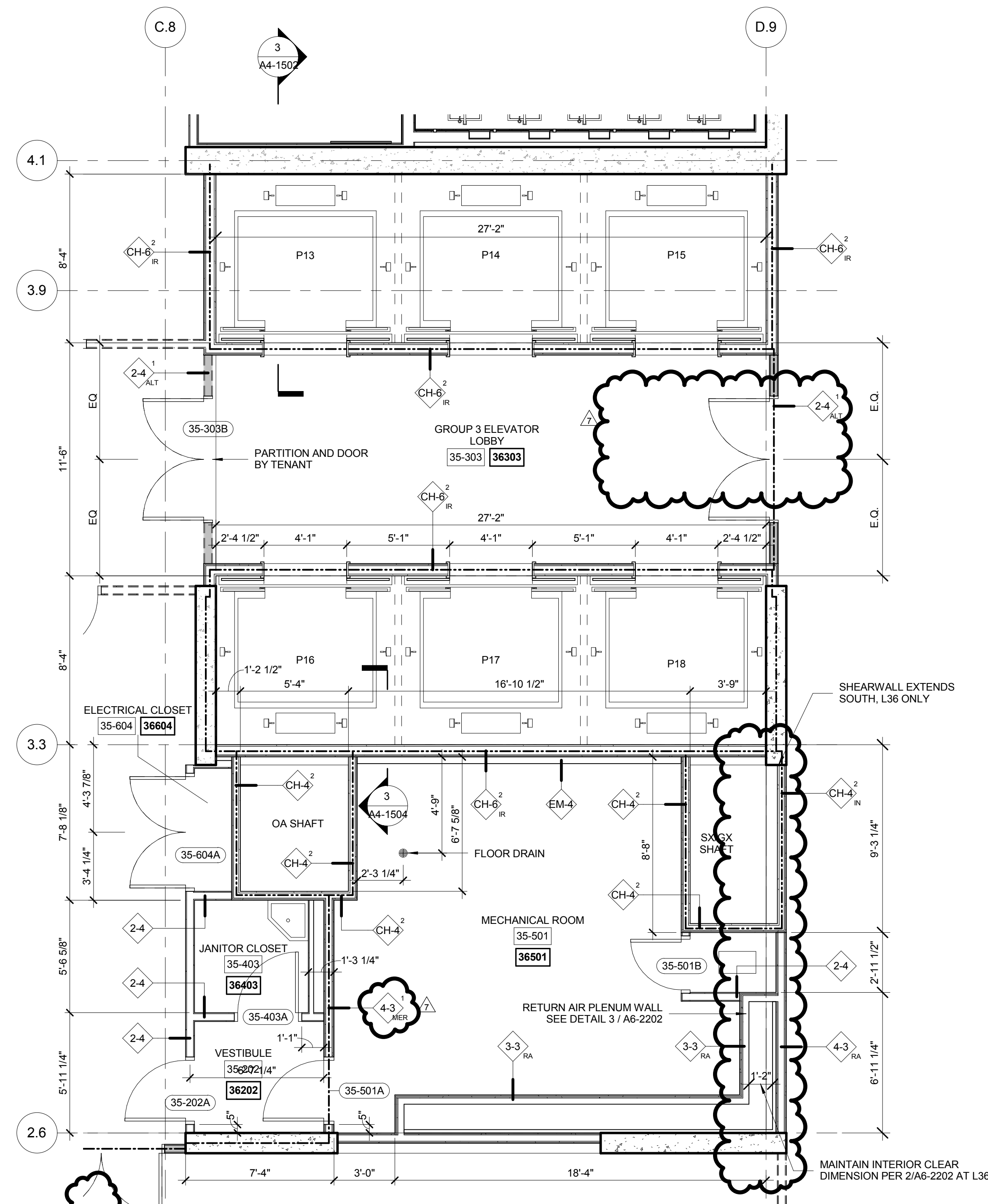
**4 FLOORS 41 ENLARGED GROUP-3**  
SCALE: 1/4" = 1'-0"



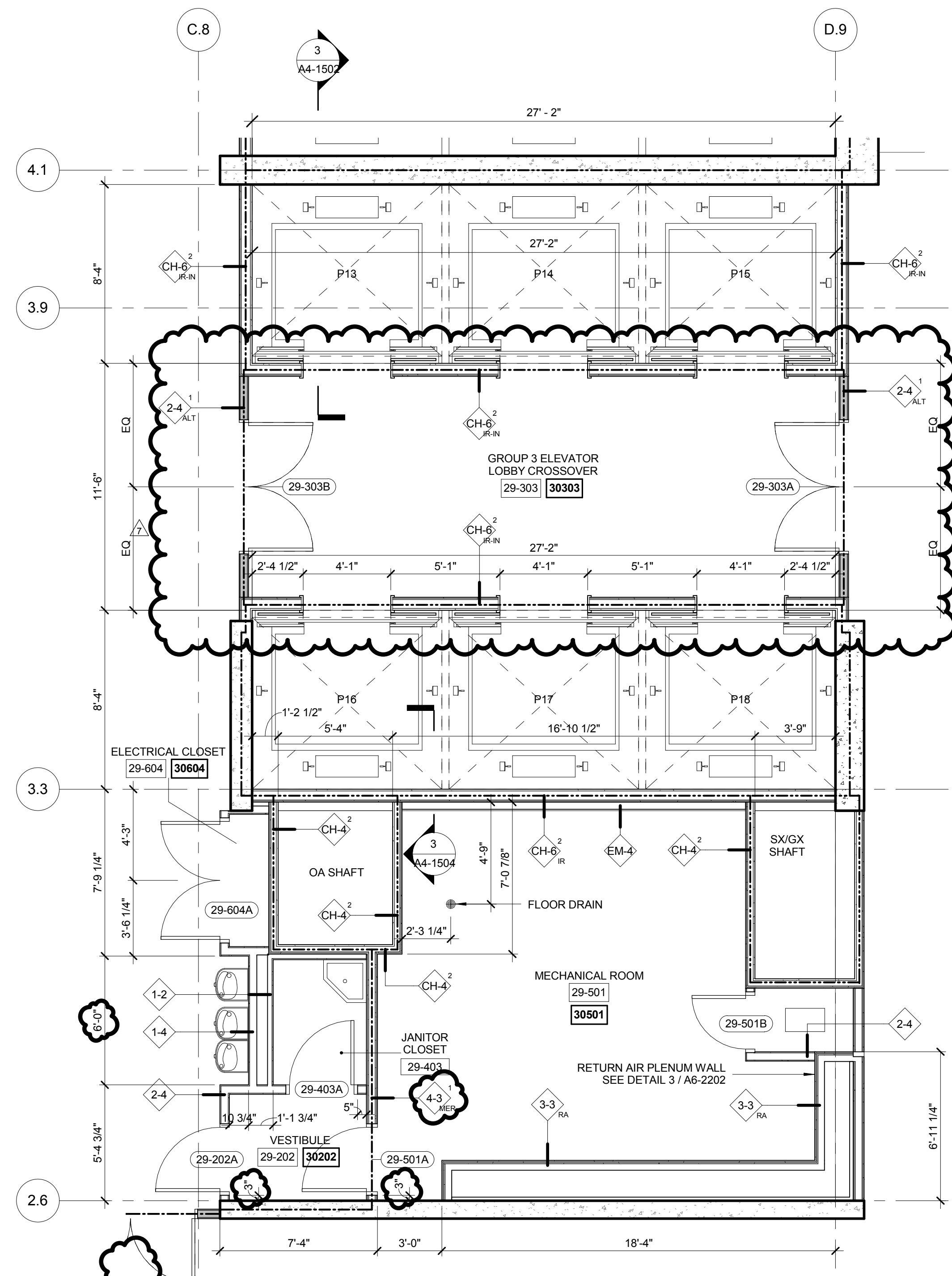
**2 FLOORS 30-34 ENLARGED GROUP 3**  
SCALE: 1/4" = 1'-0"



**5 FLOORS 42 ENLARGED GROUP-3**  
SCALE: 1/4" = 1'-0"



**3 FLOORS 35-40 ENLARGED GROUP 3**  
SCALE: 1/4" = 1'-0"



**1 FLOORS 29 ENLARGED GROUP 3**  
SCALE: 1/4" = 1'-0"

- A1-SERIES GENERAL NOTES**
- SEE DRAWING A6-0101 FOR PARTITION SCHEDULE AND SYMBOL DESCRIPTION.
  - SLAB TO SLAB SMOKE PARTITION AND DOORS AT ELEVATOR LOBBY ENCLOSURE BY TENANT. TENANT FIT OUT PARTITIONS ARE INDICATED: TFO: [Symbol]
  - OWB FINISH AT CORE BY TENANT.
  - FIRE RATED PARTITIONS ARE INDICATED: [Symbol]
  - SEE A4-SERIES DRAWINGS FOR SPECIFIC PARTITION TYPES NOT IDENTIFIED IN THIS PLAN SERIES. [Symbol]
  - WALLS REQUIRED FOR TFO ARE INDICATED: ALT TFO: [Symbol]

## 55 HUDSON YARDS

Address  
550 W 34th St.  
New York, NY 10001



**Client**  
Related Companies  
60 Columbus Circle  
New York, NY 10023  
Tel: 212.801.1000 Fax: 212.801.1048

**Oxford Properties Group**  
320 Park Avenue, 17th Floor  
New York, NY 10022  
Tel: 212.986.7514 Fax: 212.986.7510

**Mitsui Fudosan America, Inc.**  
1251 Avenue of the Americas, Suite 800  
New York, NY 10020  
Tel: 212.403.5600 Fax: 212.403.5657

**Architect**  
Kohn Pedersen Fox Associates PC  
Architects & Planning Consultants  
11 West 42nd Street  
New York, New York 10036  
TEL: 212.977.6500 FAX: 212.956.2526

**Structural Engineer**  
WSP  
228 East 45th Street, 3rd Floor  
New York, NY 10017  
Tel: 212.687.9888 Fax: 646.487.5501

**Mechanical, Electrical, Plumbing, Fire Protection**  
WSP  
512 Seventh Avenue  
New York, NY 10018  
Tel: 212.532.9600

1. PLAN APPROVAL AMENDMENT	08/04/2017
2. D.O.B. BUILDING PERMIT FILING	05/11/2015
No. Description	Date

Rev. Plan



Date: 04/03/2015  
Project No.  
Drawn By  
Sheet Number

**ENLARGED PLANS GROUP-3**

**A-419.01**

SHEET 79 of 128



55 HUDSON YARDS

Address  
550 W 34th St.  
New York, NY 10001



Client  
Related Companies  
60 Columbus Circle  
New York, NY 10023  
Tel: 212.801.1000 Fax: 212.801.1048

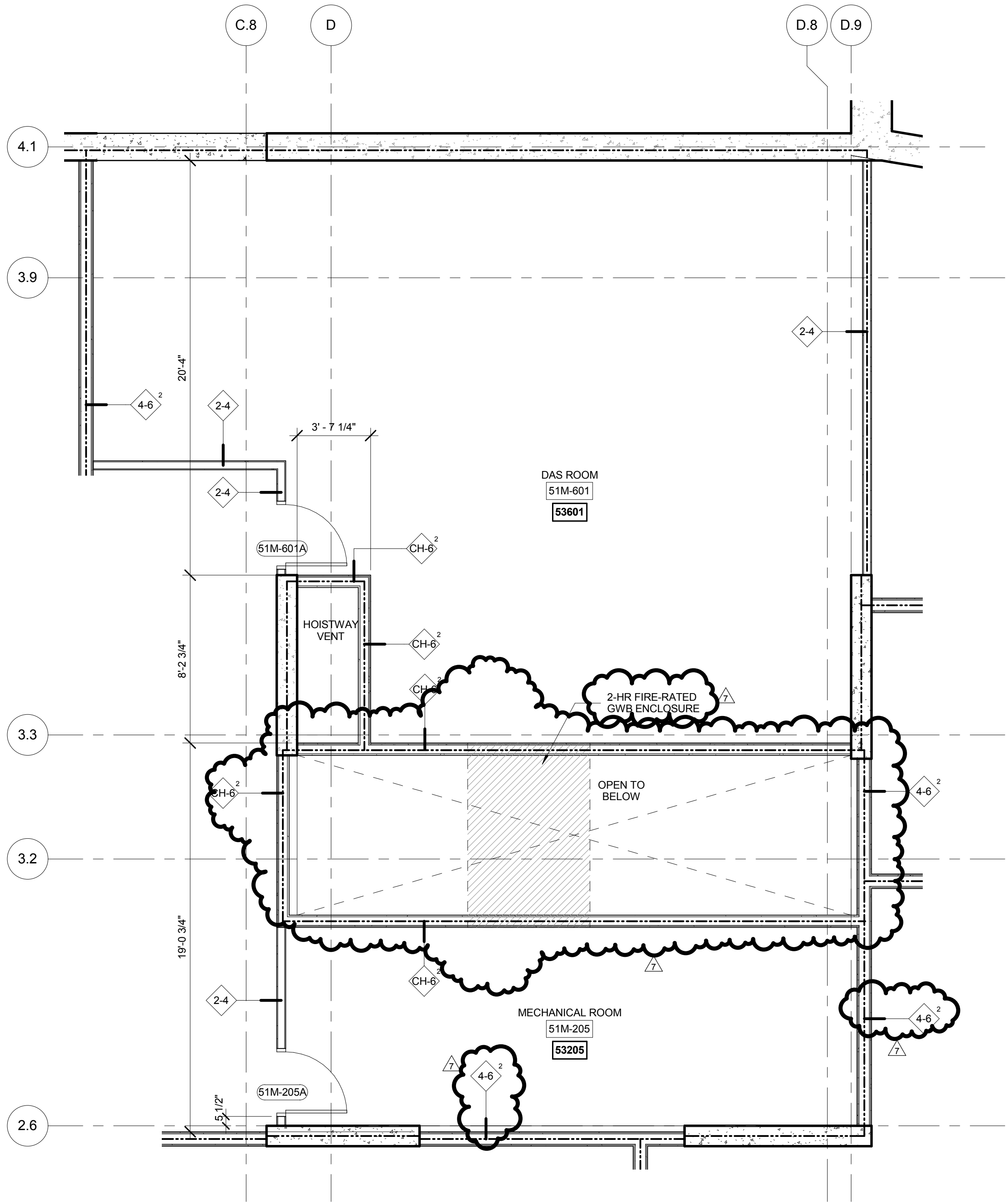
Oxford Properties Group  
320 Park Avenue, 17th Floor  
New York, NY 10022  
Tel: 212.986.7514 Fax: 212.986.7510

Mitsui Fudosan America, Inc.  
1251 Avenue of the Americas, Suite 800  
New York, NY 10020  
Tel: 212.403.5600 Fax: 212.403.5657

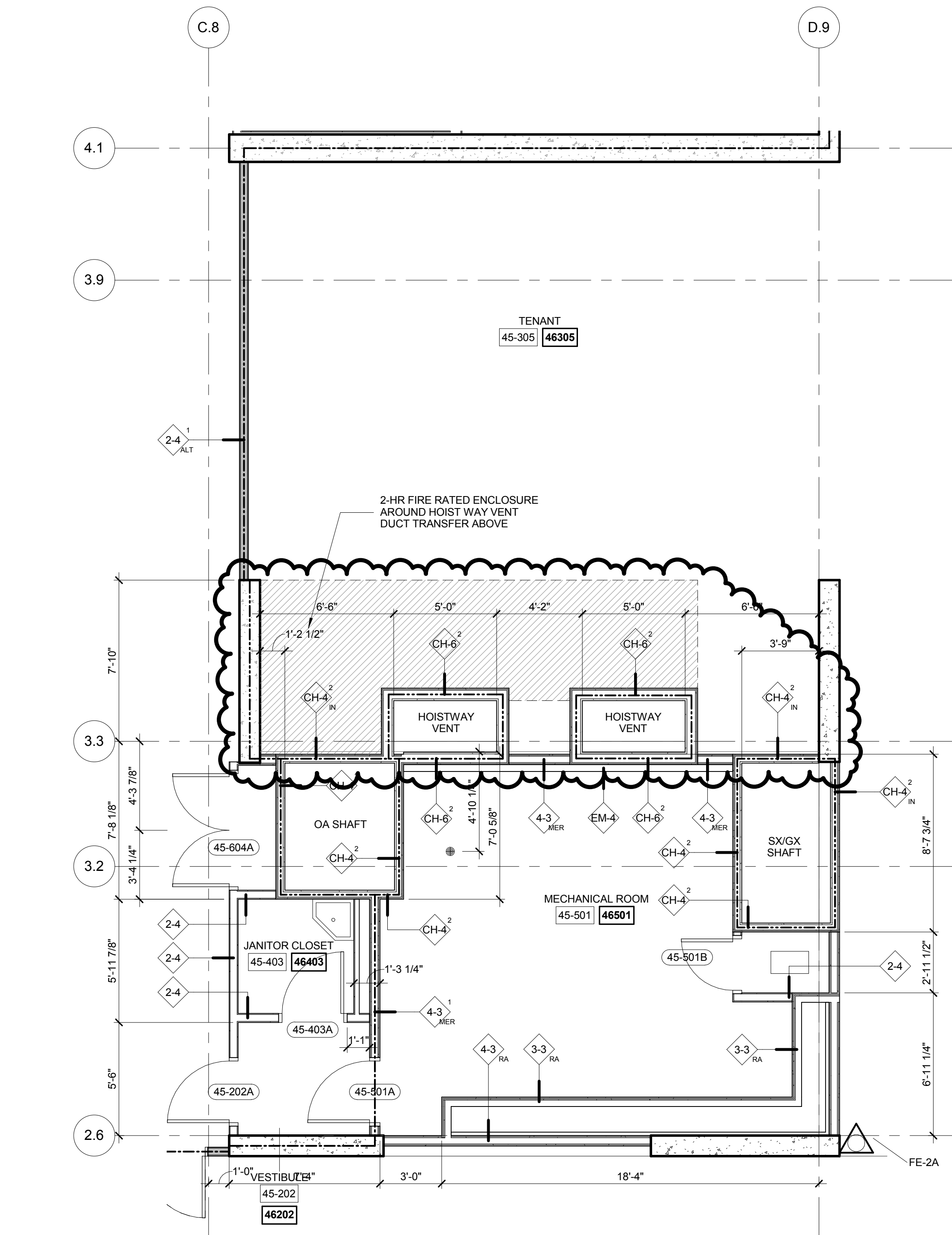
Architect  
Kohn Pedersen Fox Associates PC  
Architects & Planning Consultants  
11 West 42nd Street  
New York, New York 10036  
TEL: 212.977.6500 FAX: 212.956.2526

Structural Engineer  
WSP  
228 East 45th Street, 3rd Floor  
New York, NY 10017  
Tel: 212.687.9888 Fax: 646.487.5501

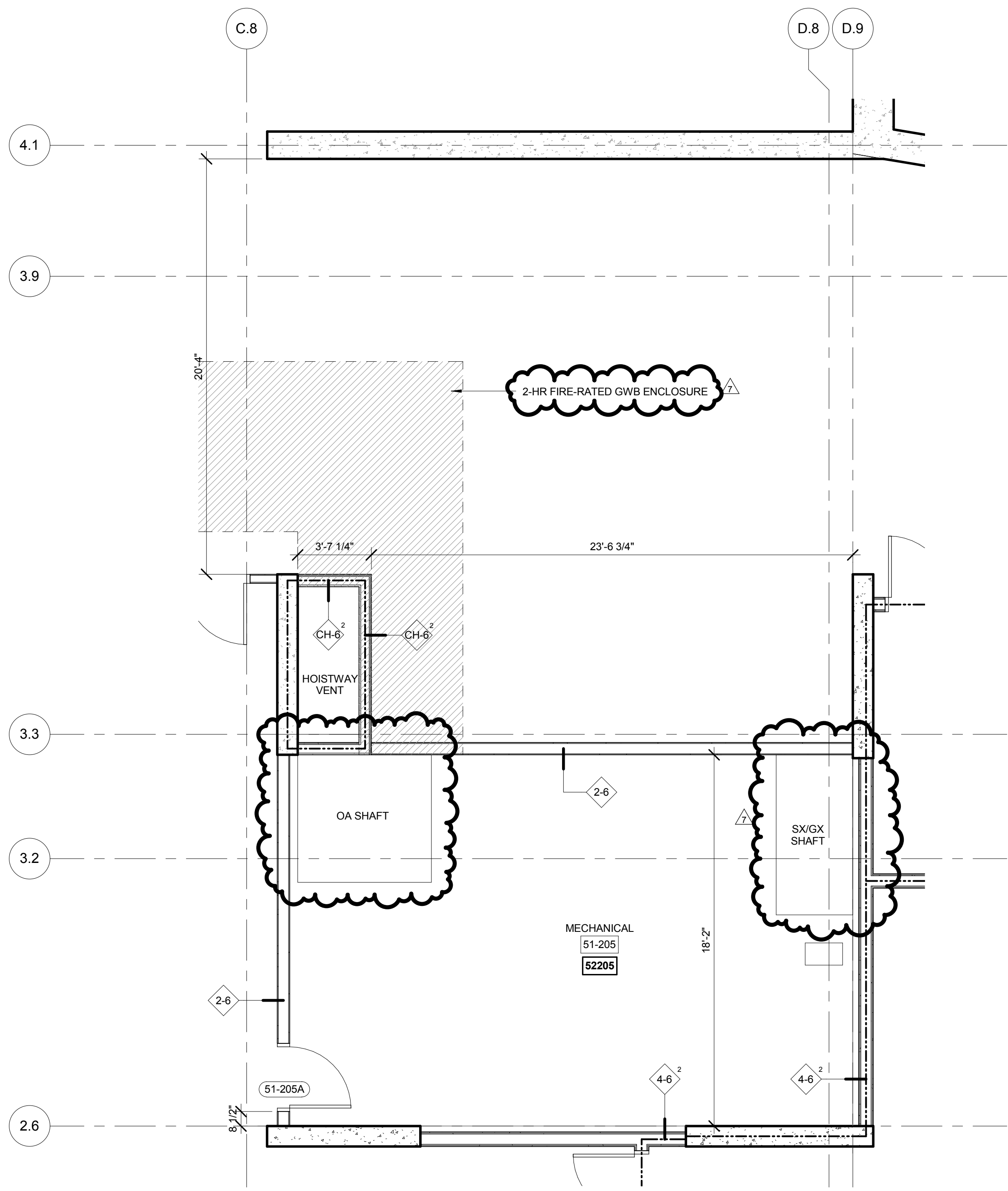
Mechanical, Electrical, Plumbing, Fire Protection  
WSP  
512 Seventh Avenue  
New York, NY 10018  
Tel: 212.532.9600



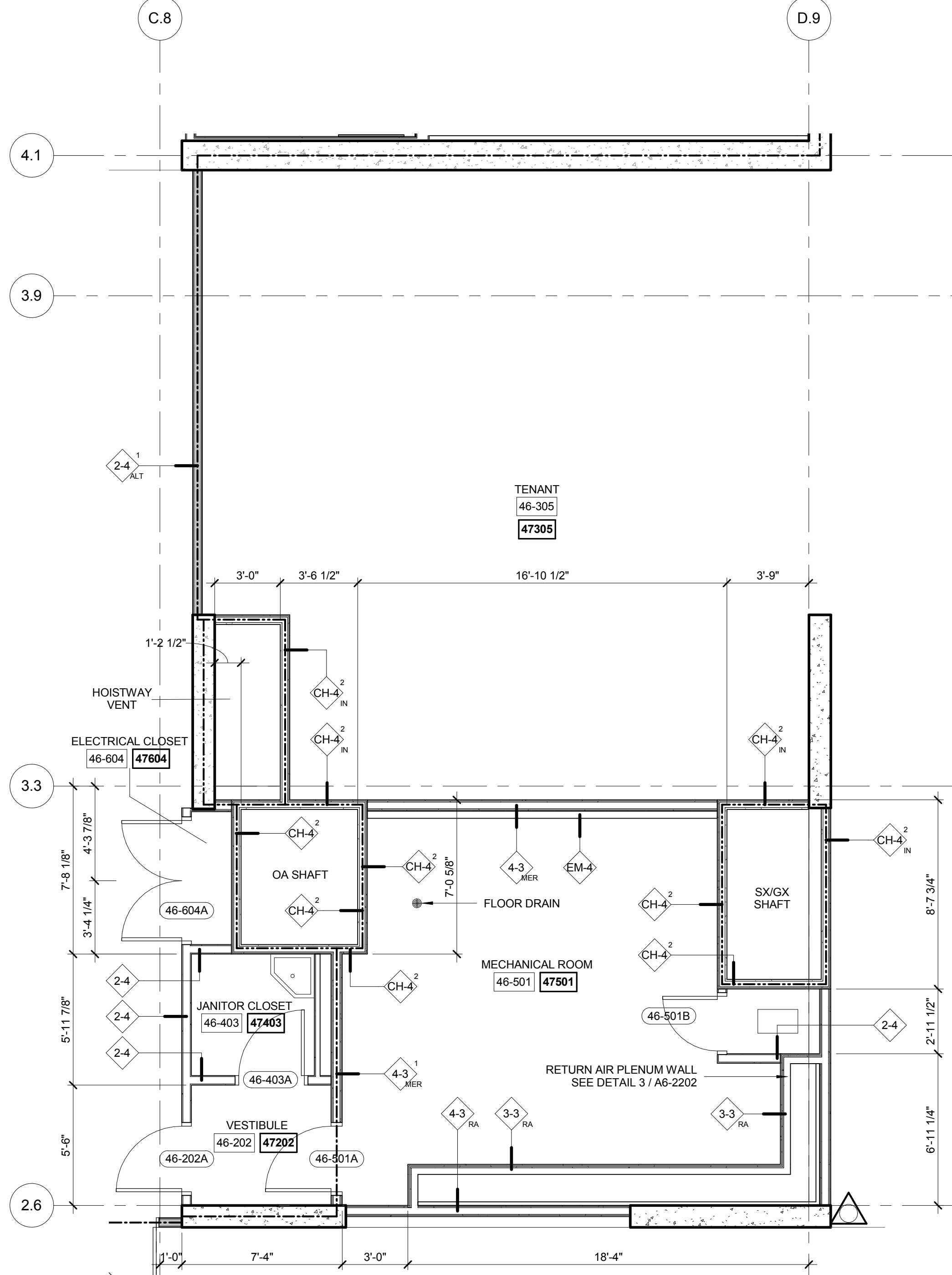
5 FLOORS 51 MEZZ ENLARGED GROUP 3  
SCALE: 1/4" = 1'-0"



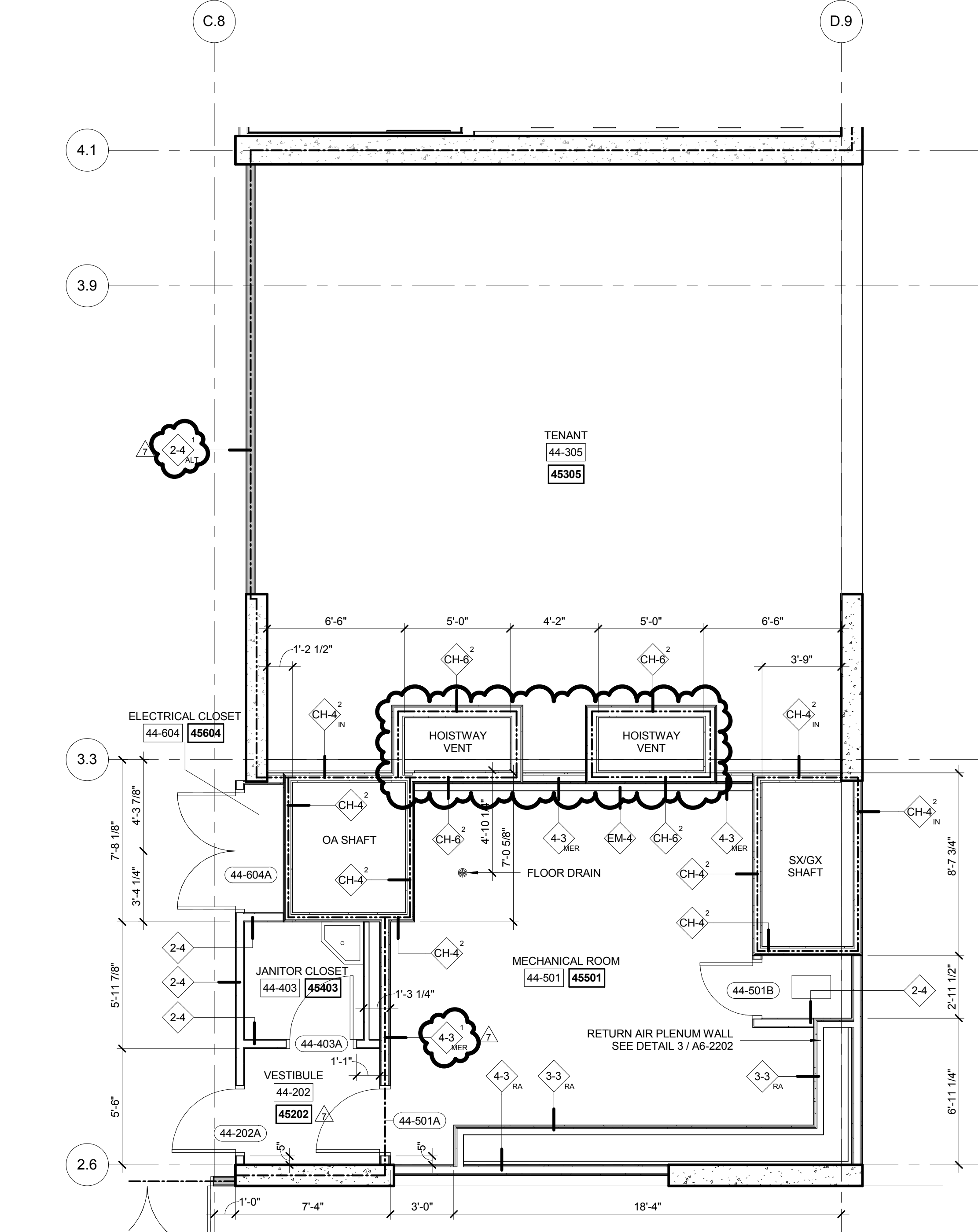
2 FLOOR 45 ENLARGED GROUP-3  
SCALE: 1/4" = 1'-0"



4 FLOORS 51 ENLARGED GROUP 3  
SCALE: 1/4" = 1'-0"




3 FLOORS 46-50 ENLARGED GROUP-3  
SCALE: 1/4" = 1'-0"



1 FLOORS 44 ENLARGED GROUP 3  
SCALE: 1/4" = 1'-0"

7	PLAN APPROVAL AMENDMENT	08/04/2017
2	D.O.B. BUILDING PERMIT FILING	05/11/2015
No.	Description	Date

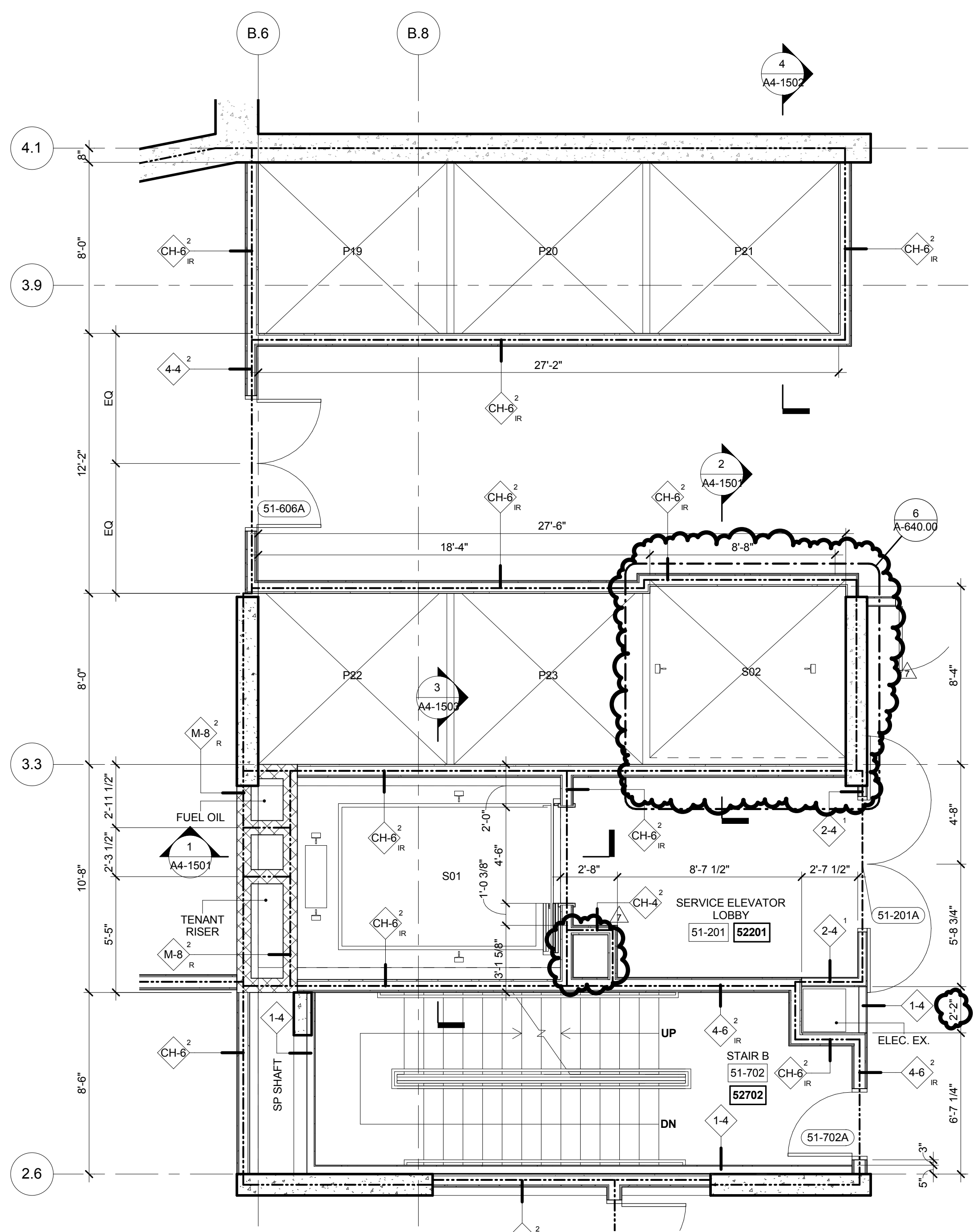
Key Plan



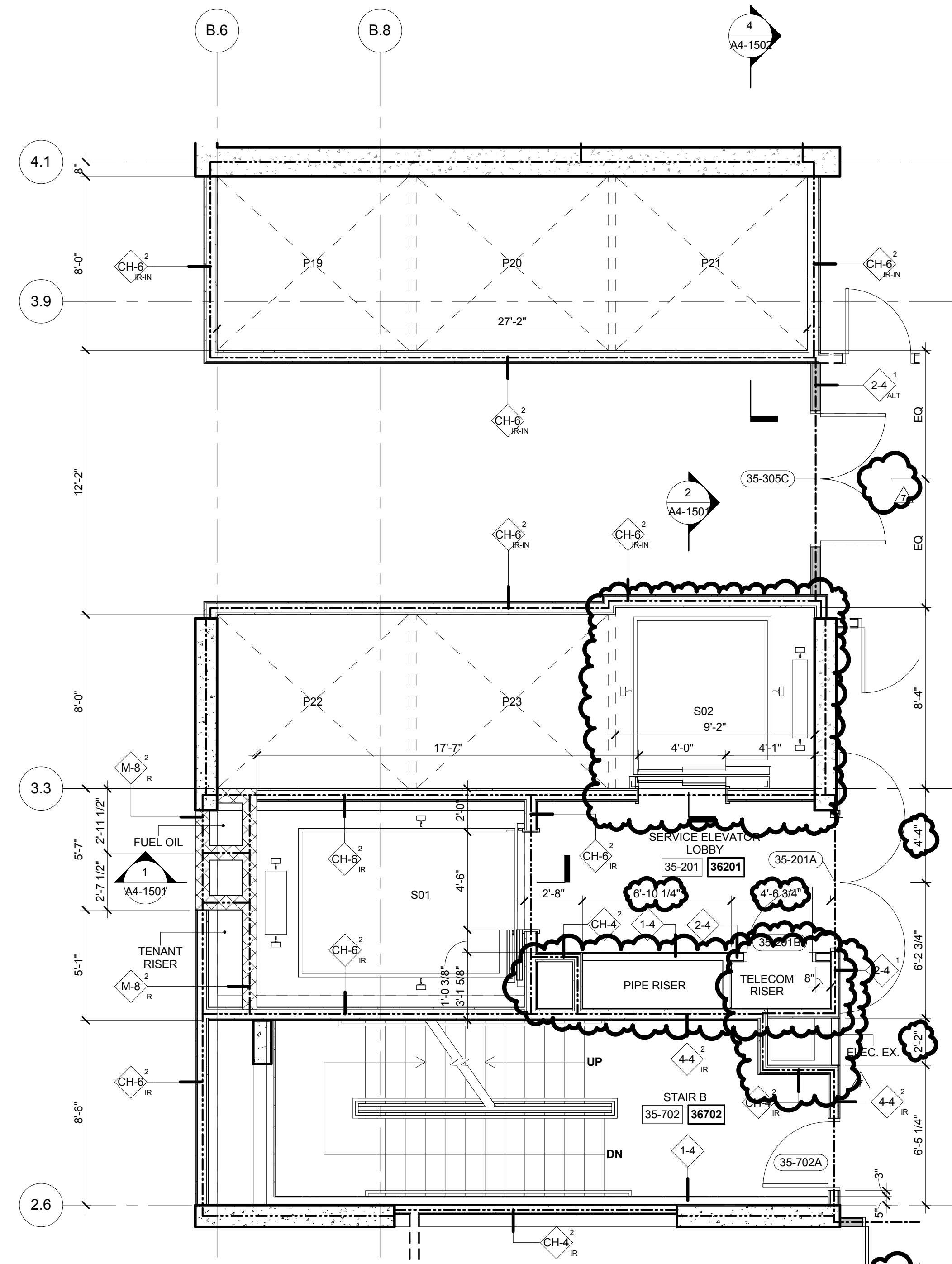
Drawing Title  
**ENLARGED PLANS GROUP-3**

Drawing Number  
**A-420.01**

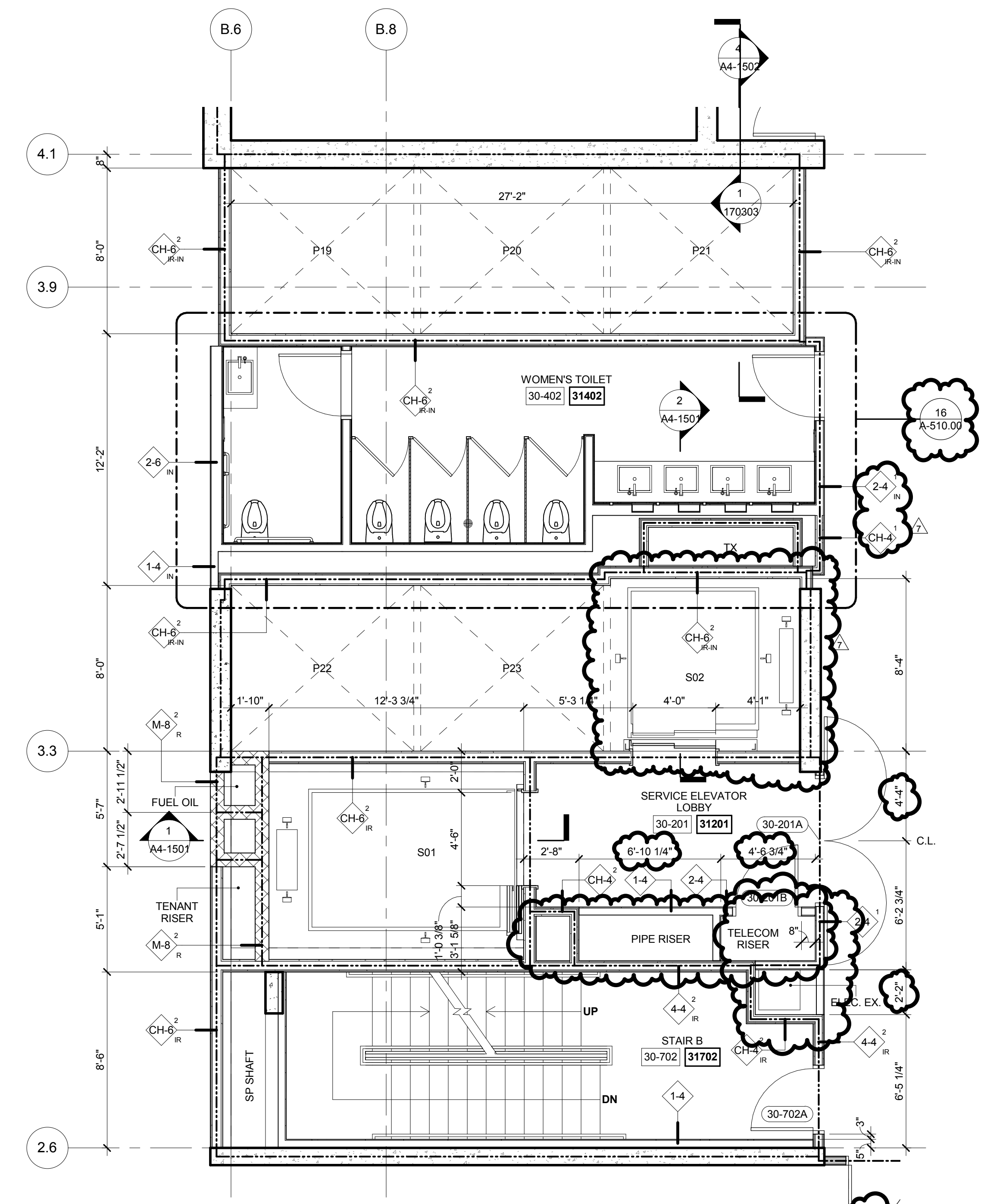




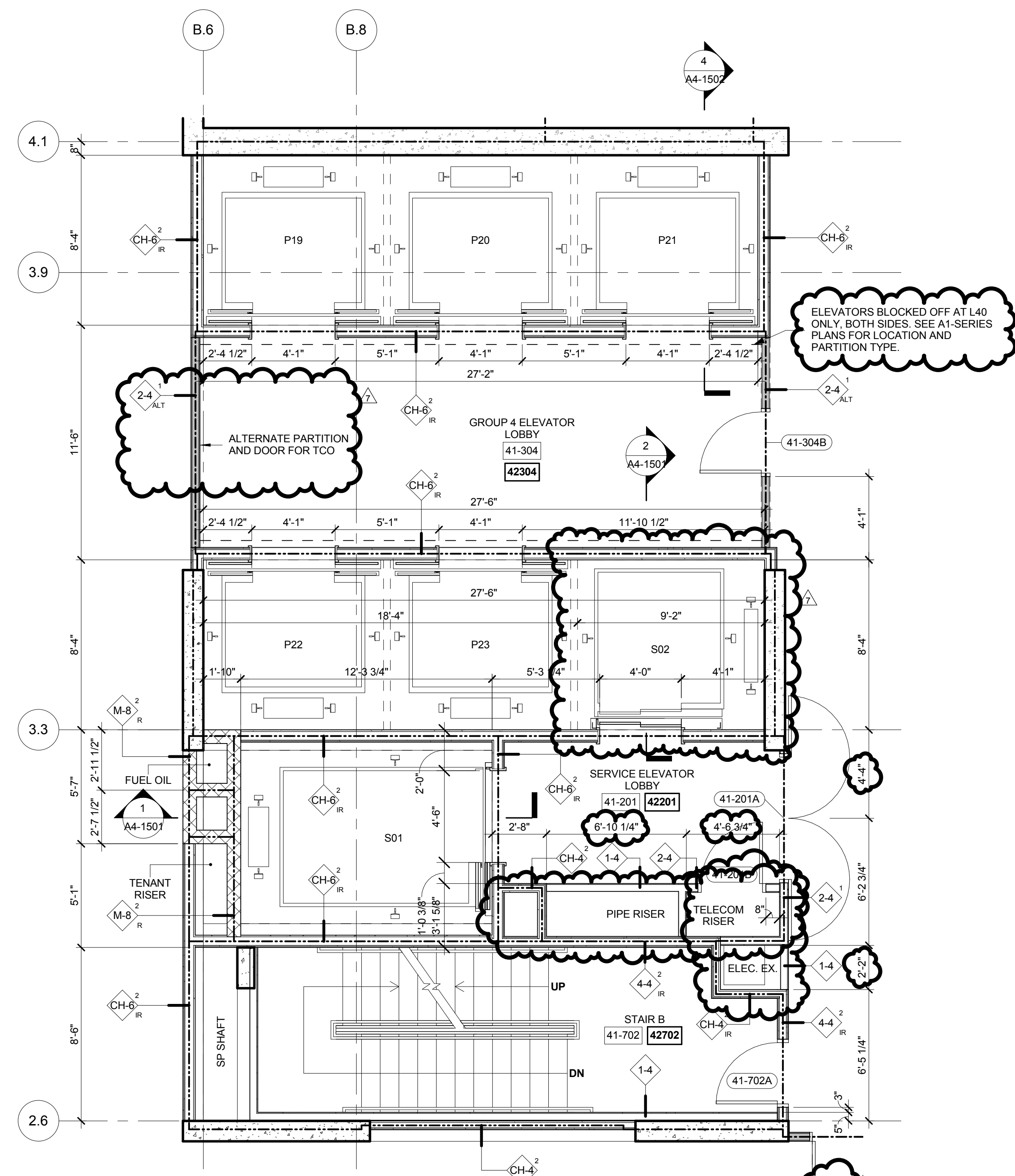
6 FLOORS 51 ENLARGED GROUP 4  
SCALE: 1/4" = 1'-0"



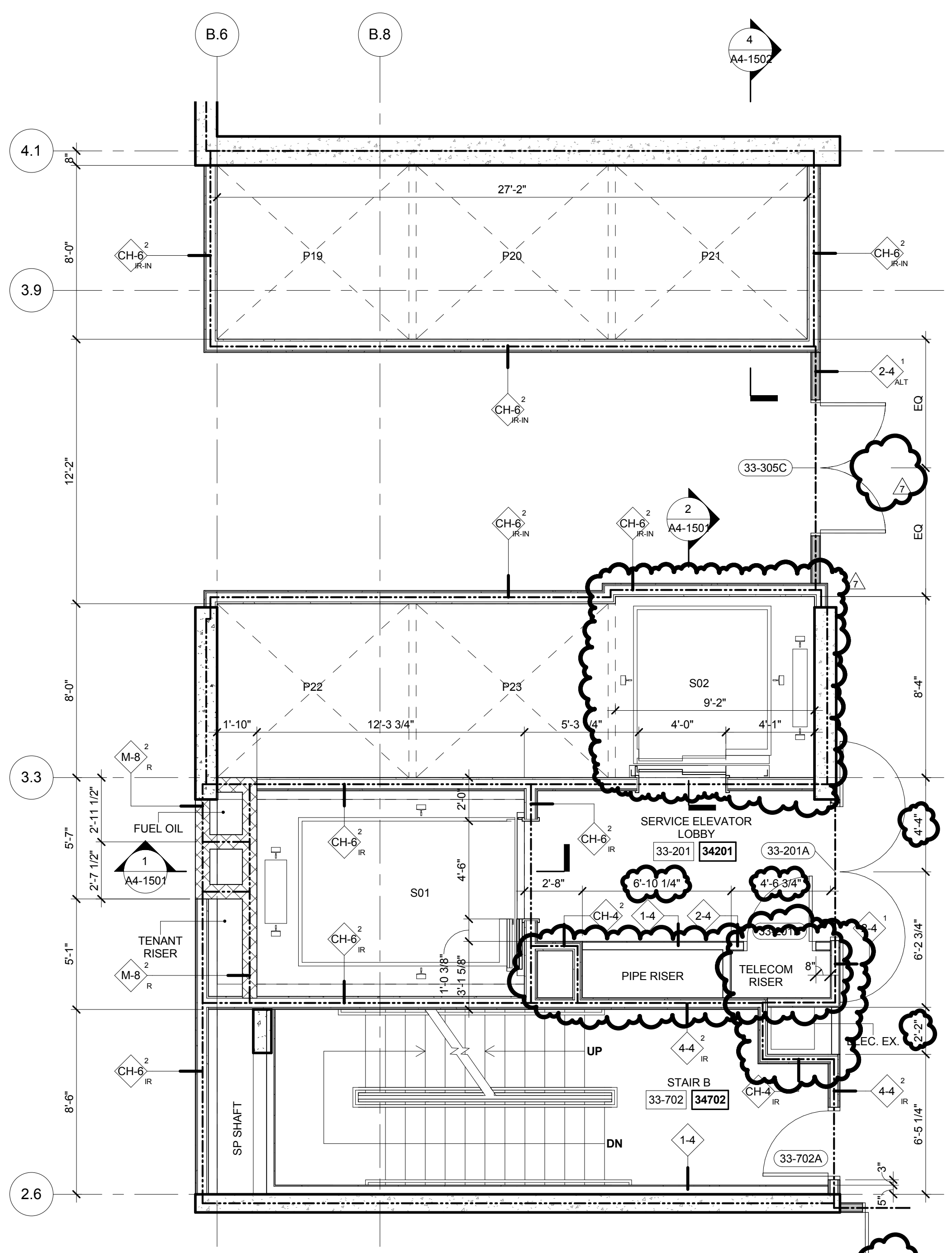
4 FLOORS 35-39 ENLARGED GROUP 4  
SCALE: 1/4" = 1'-0"



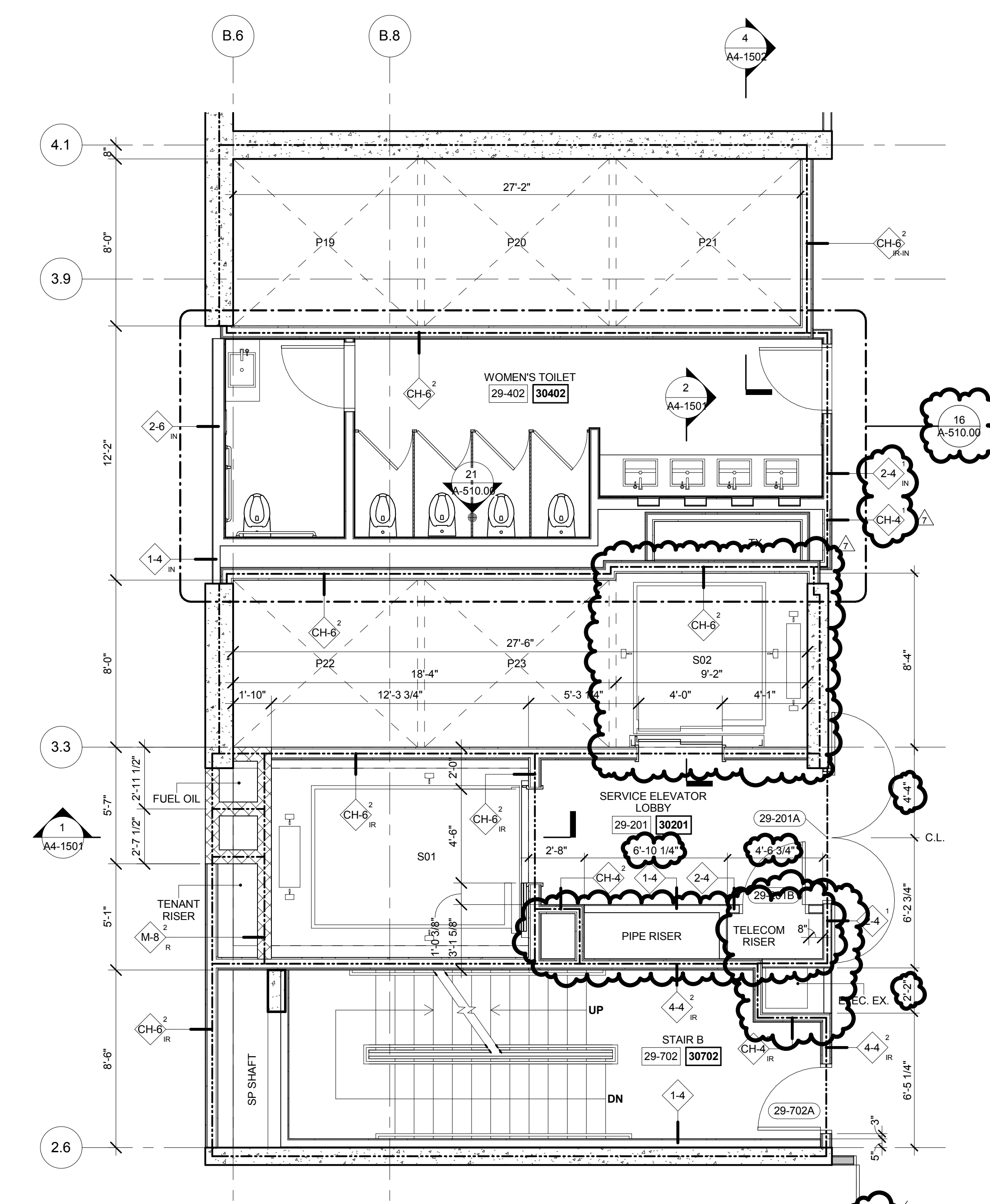
2 FLOORS 30-32 ENLARGED GROUP 4  
SCALE: 1/4" = 1'-0"



5 FLOORS 40-50 ENLARGED GROUP 4  
SCALE: 1/4" = 1'-0"



3 FLOOR 33-34 ENLARGED GROUP 4  
SCALE: 1/4" = 1'-0"



1 FLOORS 29 ENLARGED GROUP 4  
SCALE: 1/4" = 1'-0"

## 55 HUDSON YARDS

Address  
550 W 34th St.  
New York, NY 10001



Client  
Related Companies  
60 Columbus Circle  
New York, NY 10023  
Tel: 212.801.1000 Fax: 212.801.1048

Oxford Properties Group  
320 Park Avenue, 17th Floor  
New York, NY 10022  
Tel: 212.986.7514 Fax: 212.986.7510

Mitsui Fudosan America, Inc.  
1251 Avenue of the Americas, Suite 800  
New York, NY 10020  
Tel: 212.403.5600 Fax: 212.403.5657


Architect  
Kohn Pedersen Fox Associates PC  
Architects & Planning Consultants  
11 West 42nd Street  
New York, New York 10036  
TEL: 212.977.6500 FAX: 212.956.2526

Structural Engineer  
WSP  
228 East 45th Street, 3rd Floor  
New York, NY 10017  
Tel: 212.687.9888 Fax: 646.487.5501

Mechanical, Electrical, Plumbing, Fire Protection  
WSP  
512 Seventh Avenue  
New York, NY 10018  
Tel: 212.532.9600

1	PLAN APPROVAL AMENDMENT	08/04/2017
2	DOB BUILDING PERMIT FILING	05/11/2015
No.	Description	Date

Key Plan



Date: 04/03/2015  
Project No.  
Owner By  
Sheet Number  
A-423.01

Drawing Title

ENLARGED PLANS  
GROUP-4

Drawing Number

A-423.01

SHEET 81 of 128

© 2015 KOHN PEDERSEN FOX ASSOCIATES PC. All rights reserved.





**Client**  
Related Companies  
60 Columbus Circle  
New York, NY 10023  
Tel: 212.801.1000 Fax: 212.801.1048

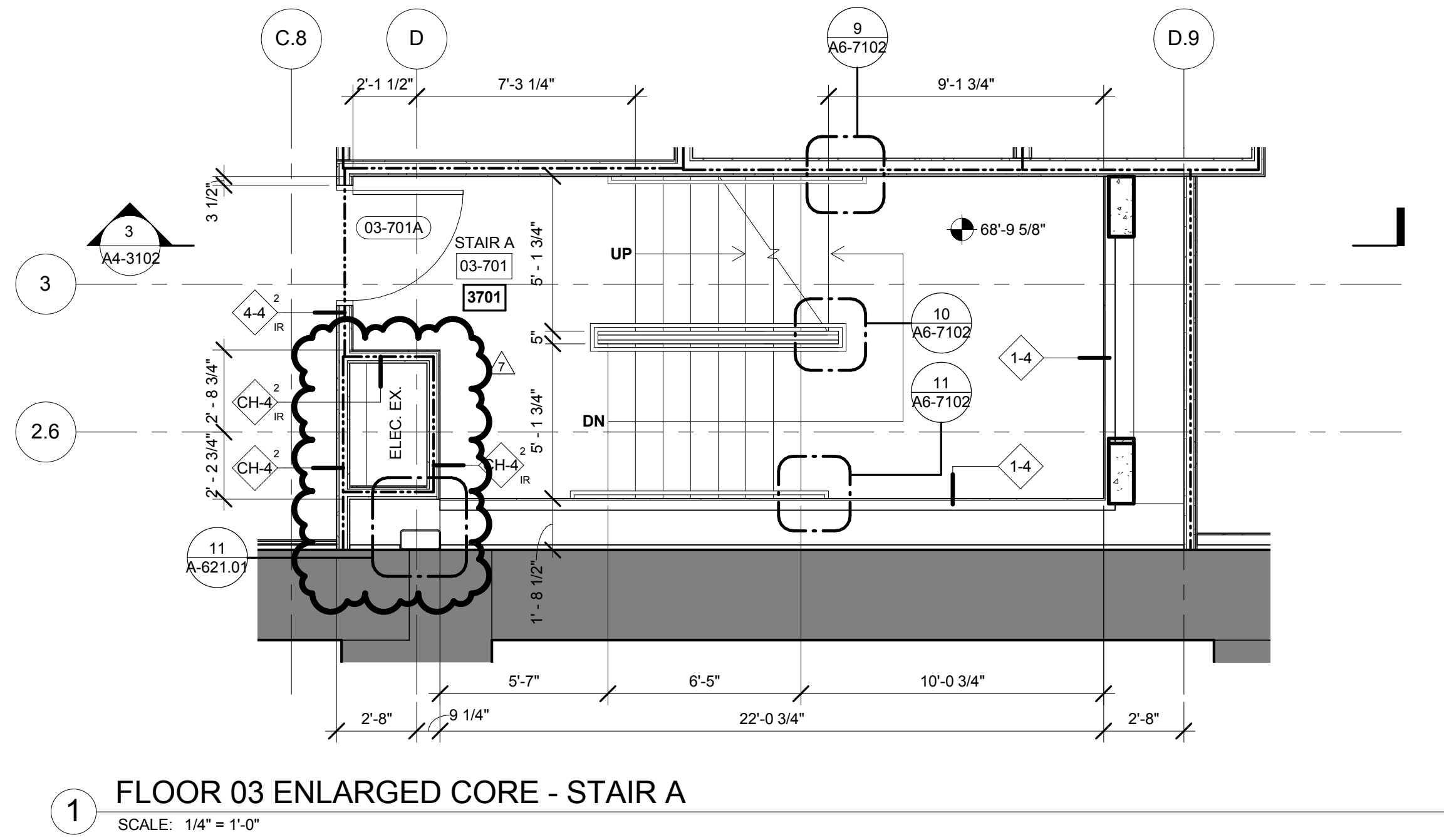
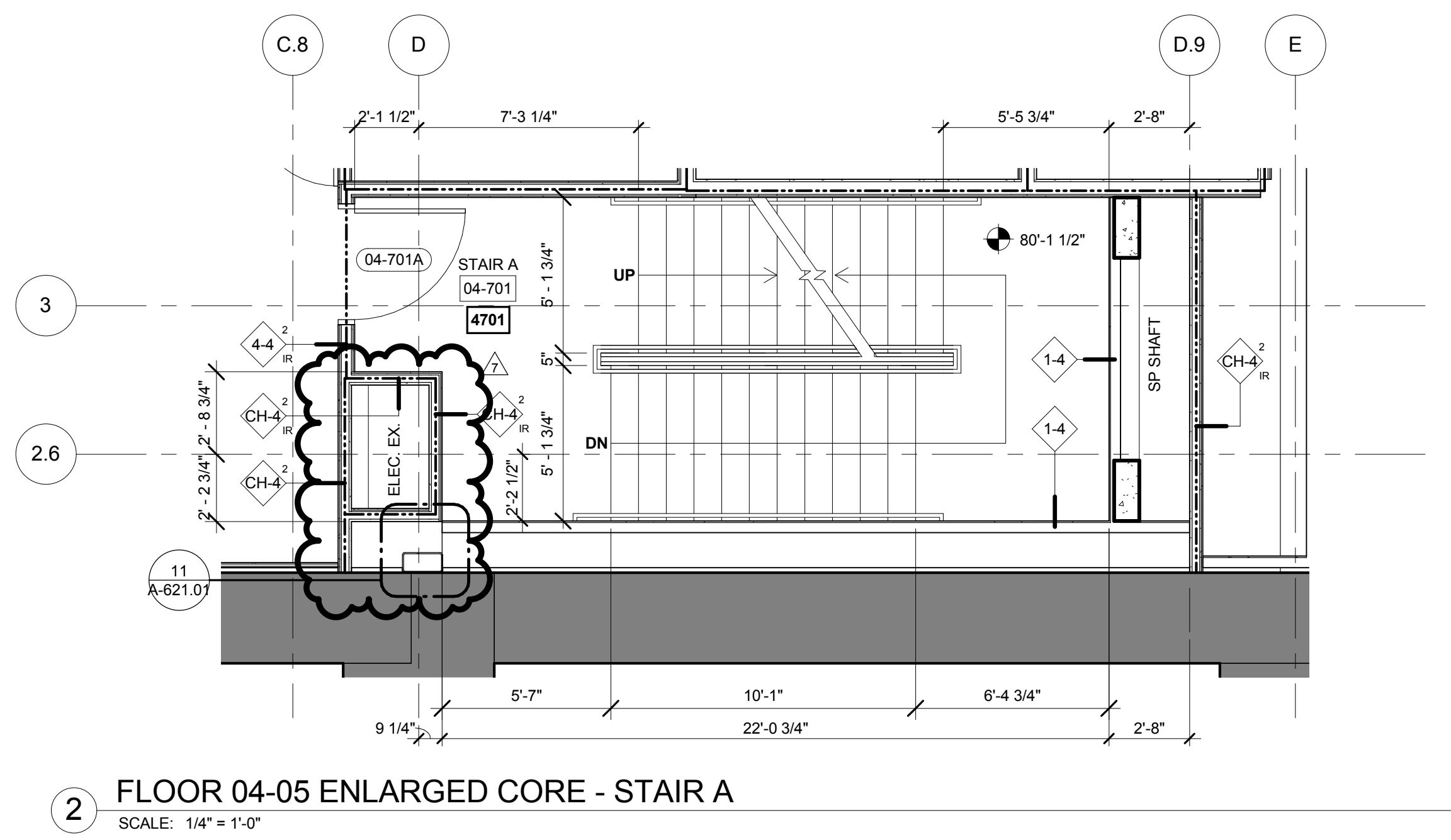
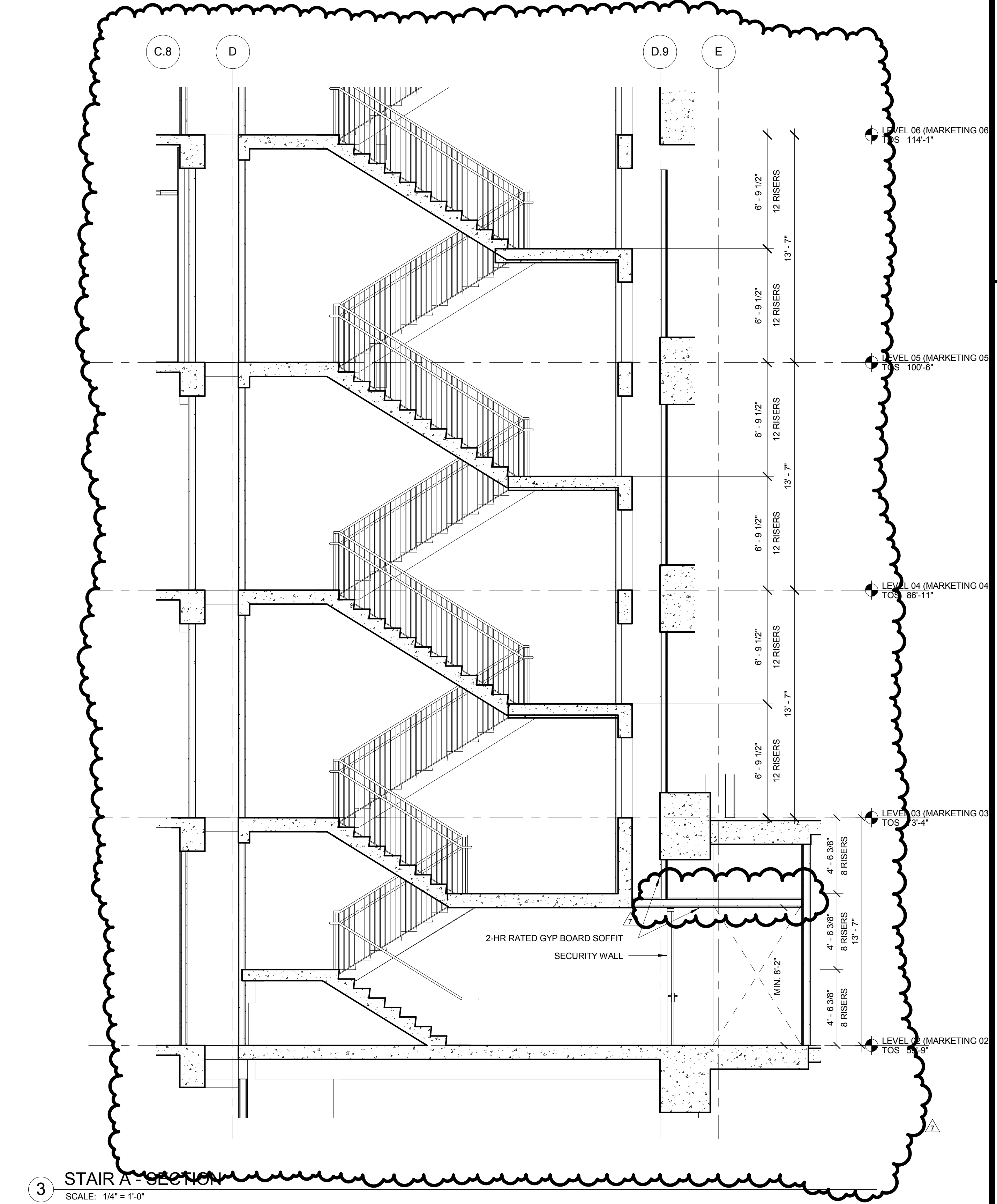
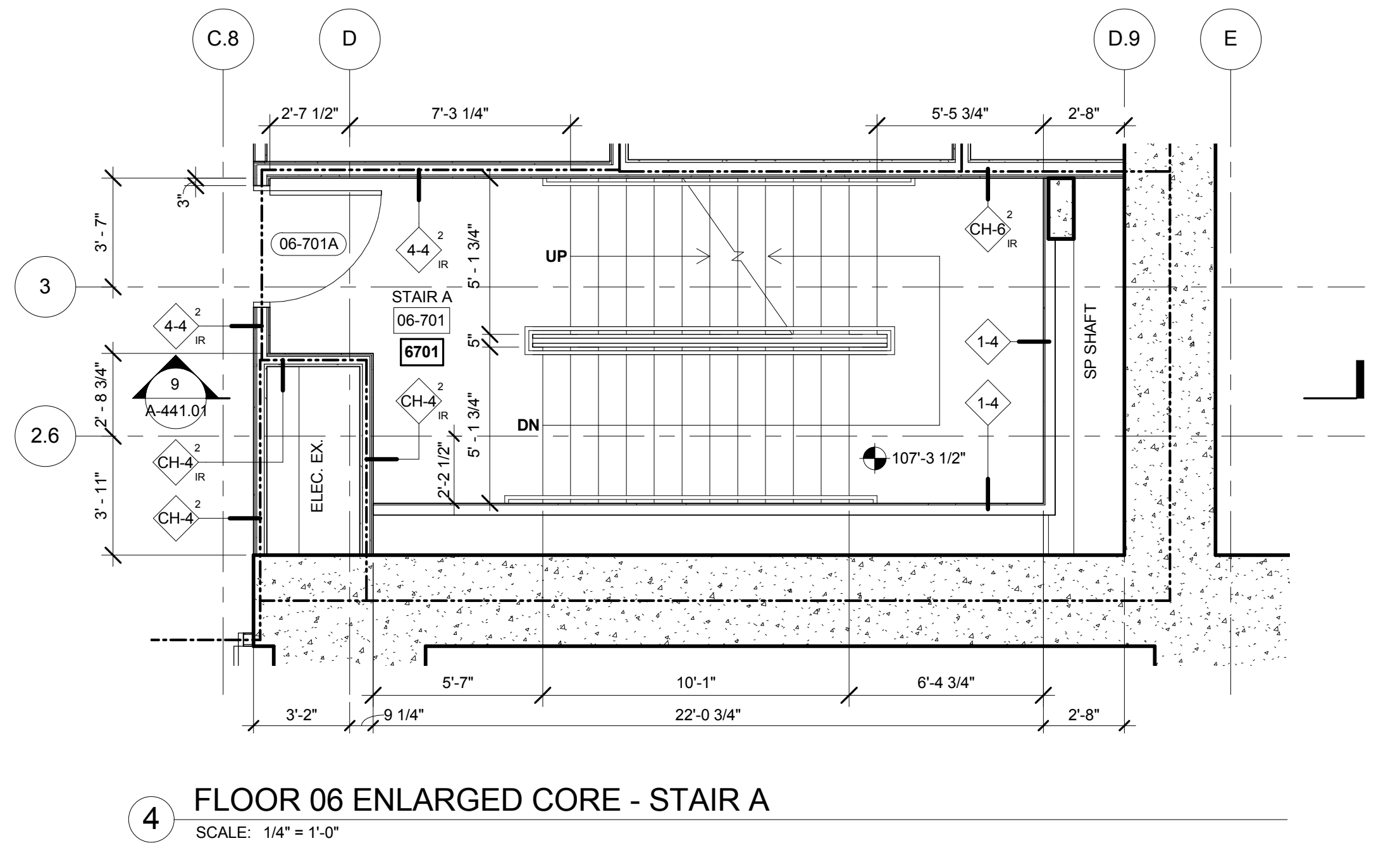
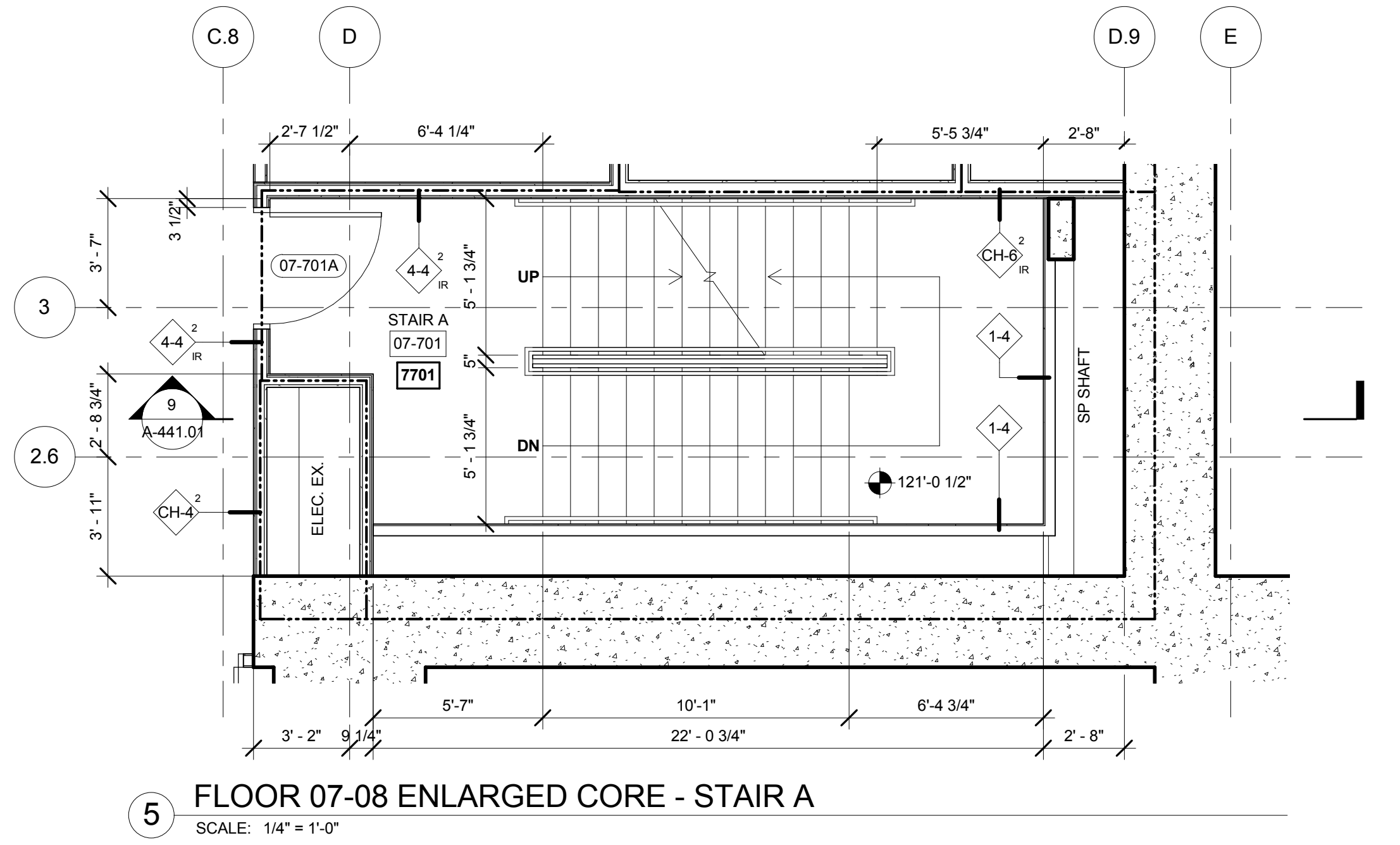
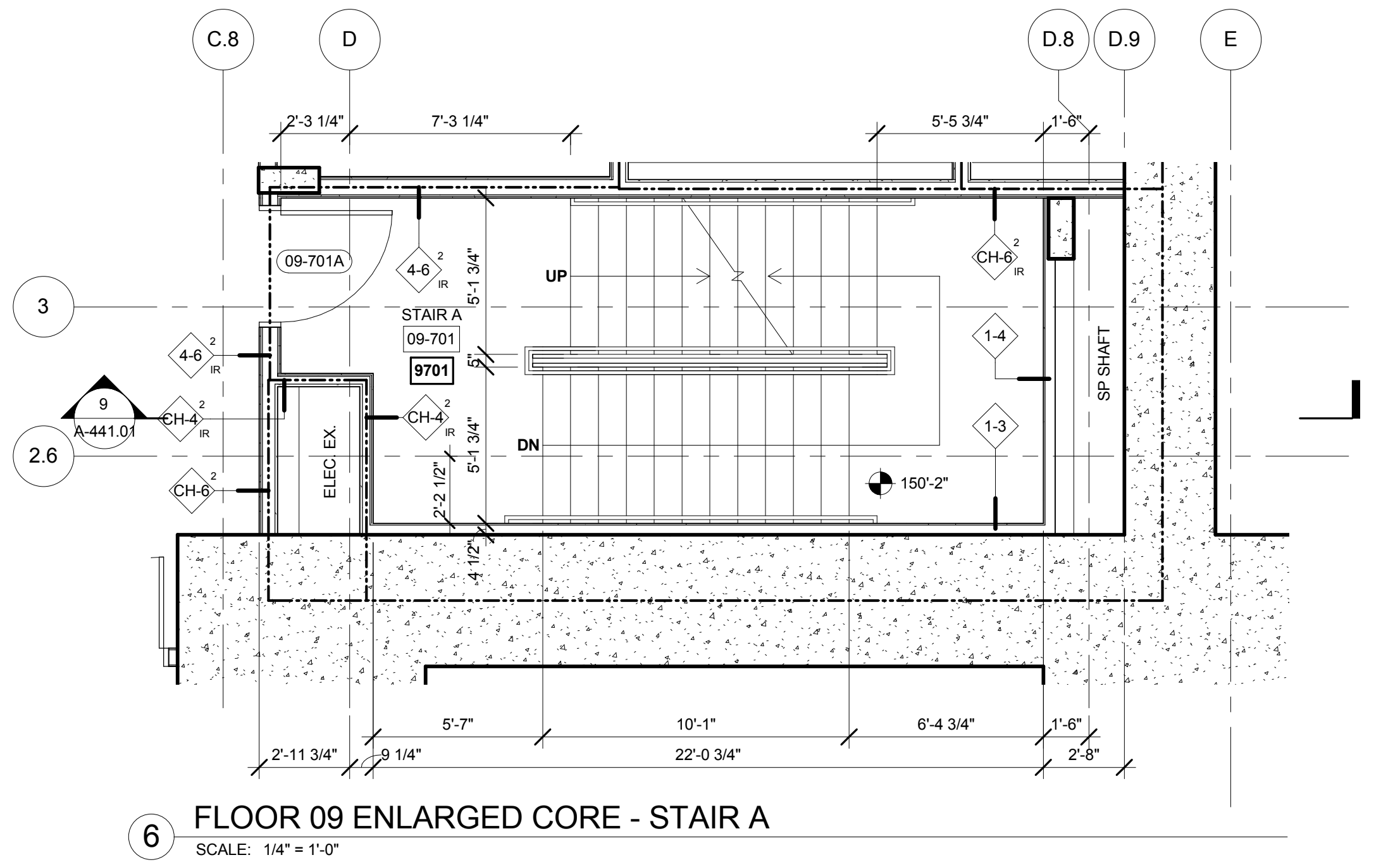
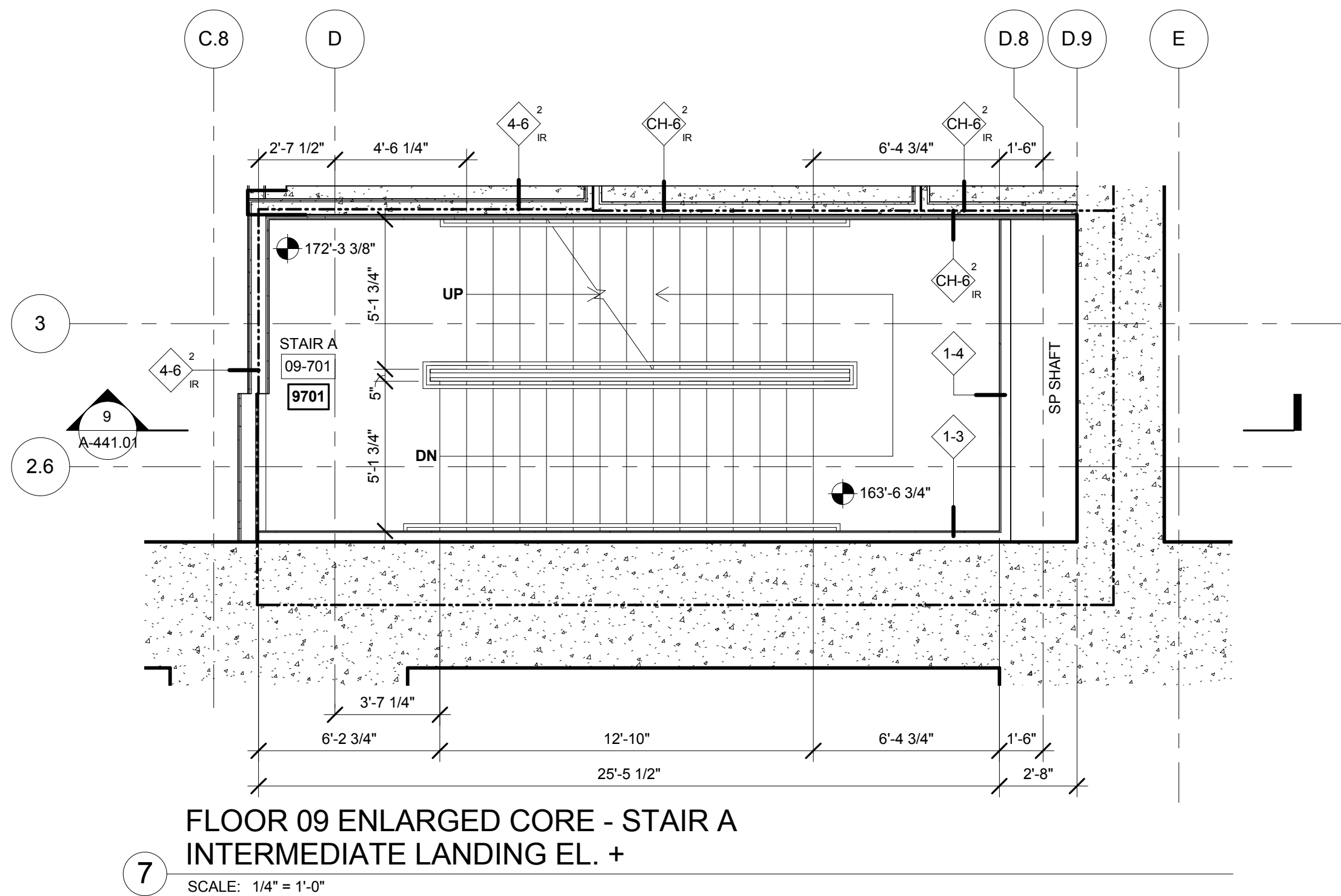
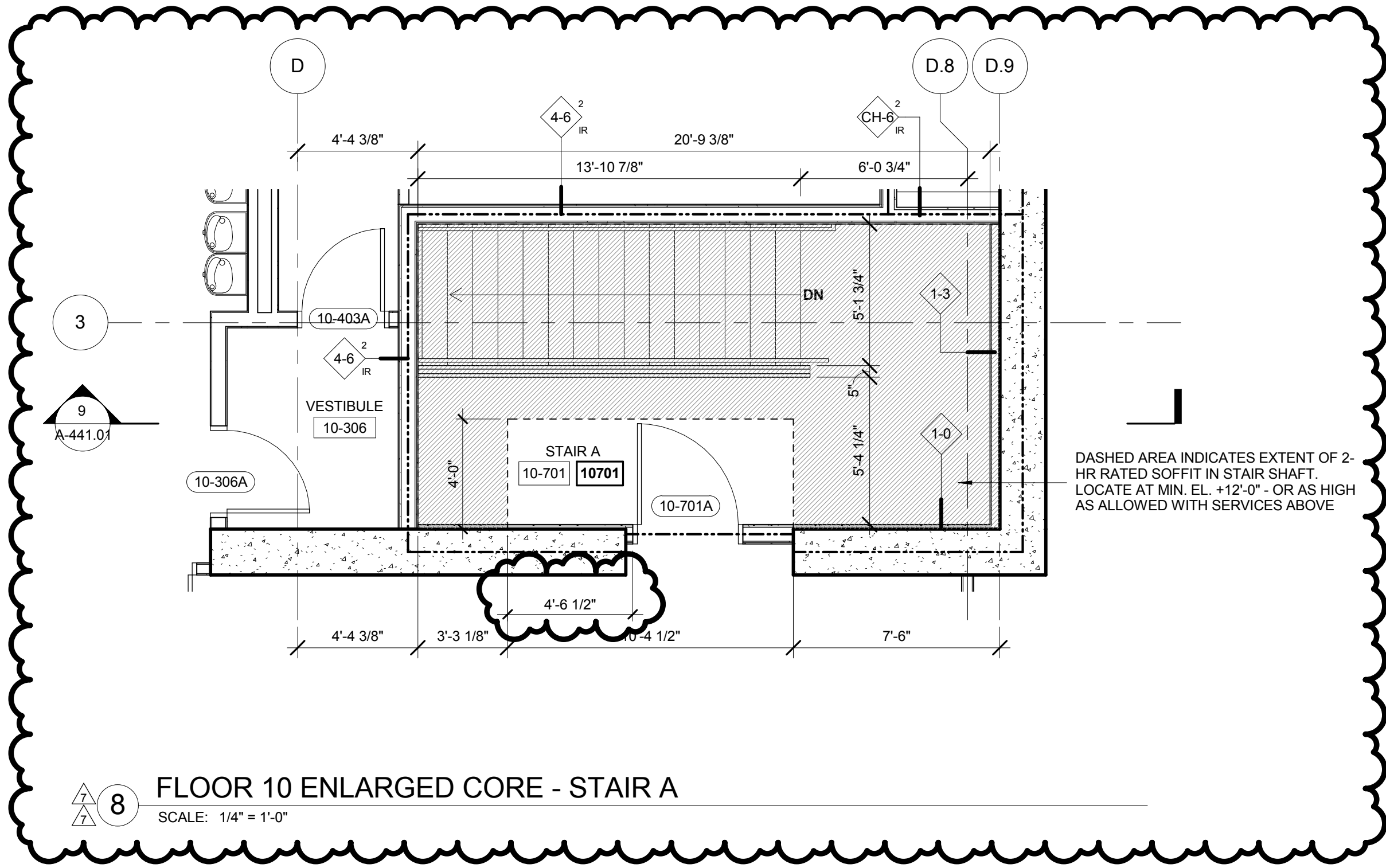
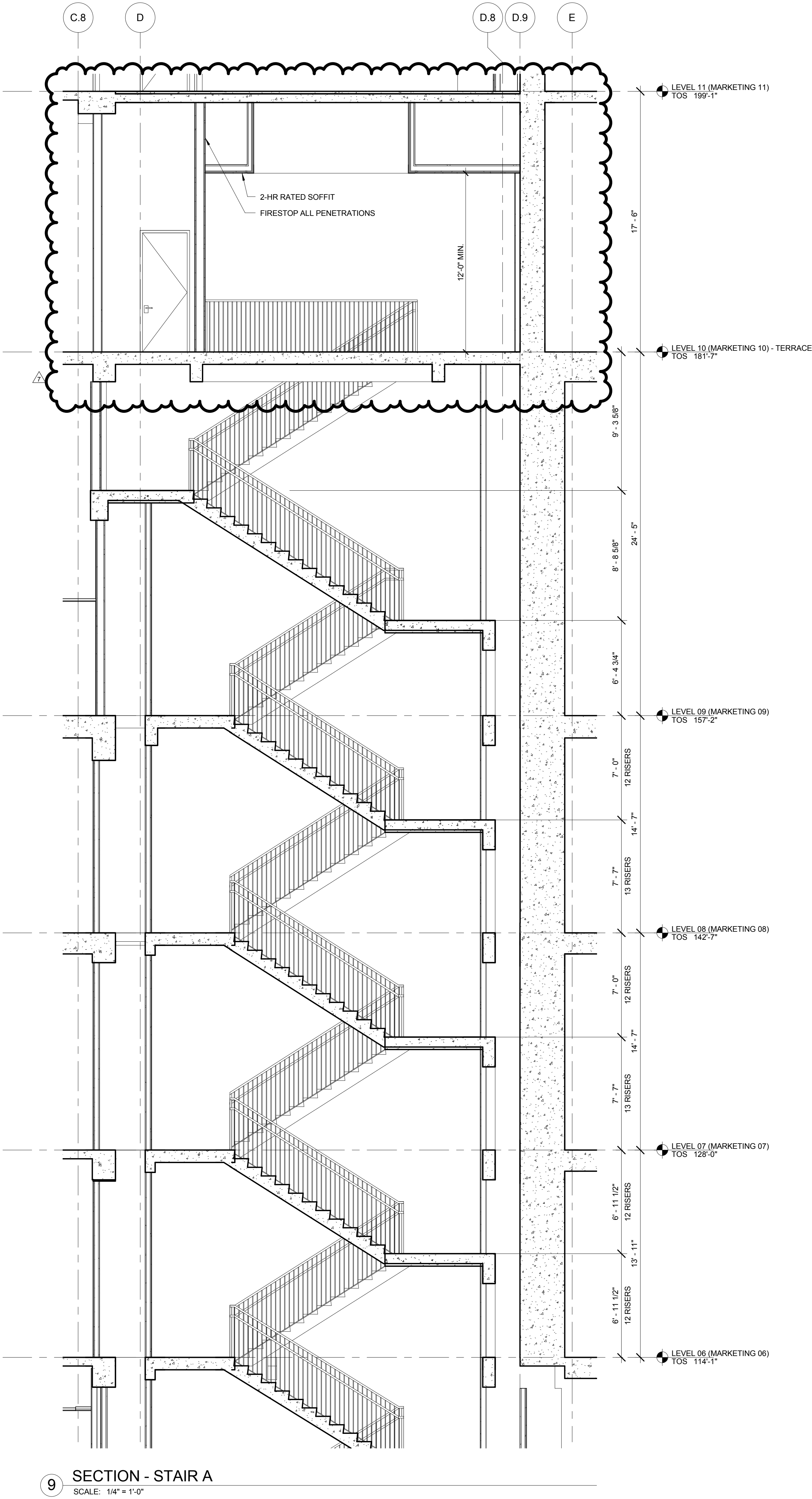
Oxford Properties Group  
320 Park Avenue, 17th Floor  
New York, NY 10022  
Tel: 212.986.7514 Fax: 212.986.7510

Mitsui Fudosan America, Inc.  
1251 Avenue of the Americas, Suite 800  
New York, NY 10020  
Tel: 212.403.5600 Fax: 212.403.5657

**Architect**  
Kohn Pedersen Fox Associates PC  
Architects & Planning Consultants  
11 West 42nd Street  
New York, New York 10036  
TEL: 212.977.6500 FAX: 212.956.2526


**Structural Engineer**  
WSP  
228 East 45th Street, 3rd Floor  
New York, NY 10017  
Tel: 212.687.9888 Fax: 646.487.5501

**Mechanical, Electrical, Plumbing, Fire Protection**  
WSP  
512 Seventh Avenue  
New York, NY 10018  
Tel: 212.532.9600



1	PLAN APPROVAL AMENDMENT	08/04/2017
2	D.O.B. BUILDING PERMIT FILING	05/11/2015
No.	Description	Date

Key Plan

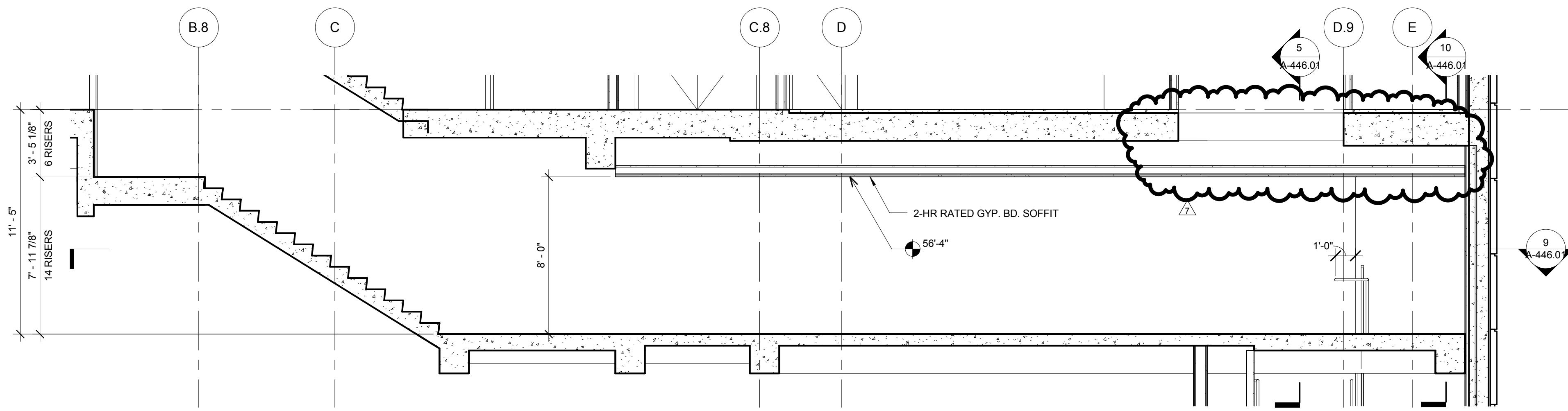


Drawing Title  
**ENLARGED PLANS AND SECTIONS, STAIR A**  
Drawing Number  
**A-441.01**

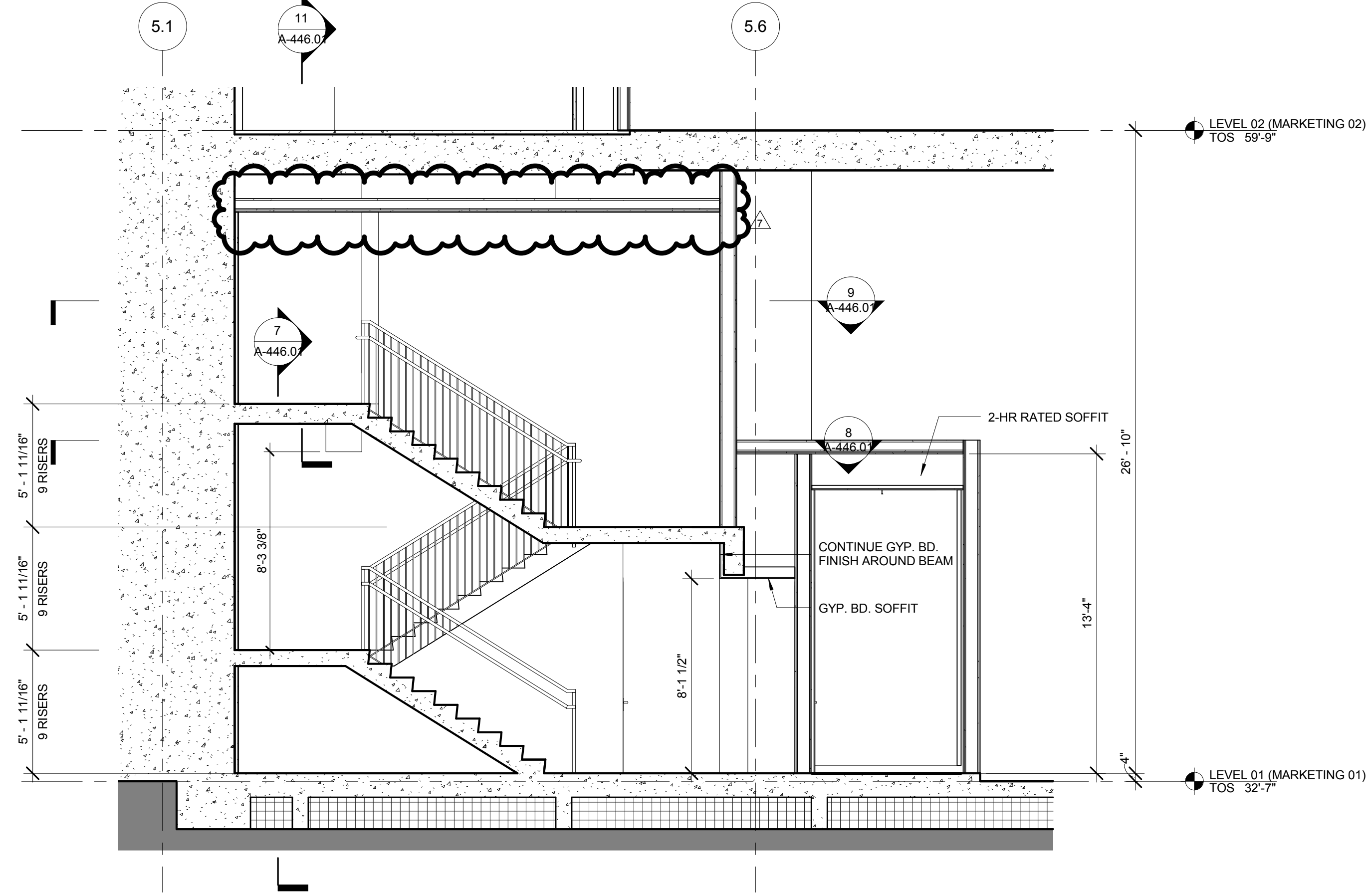




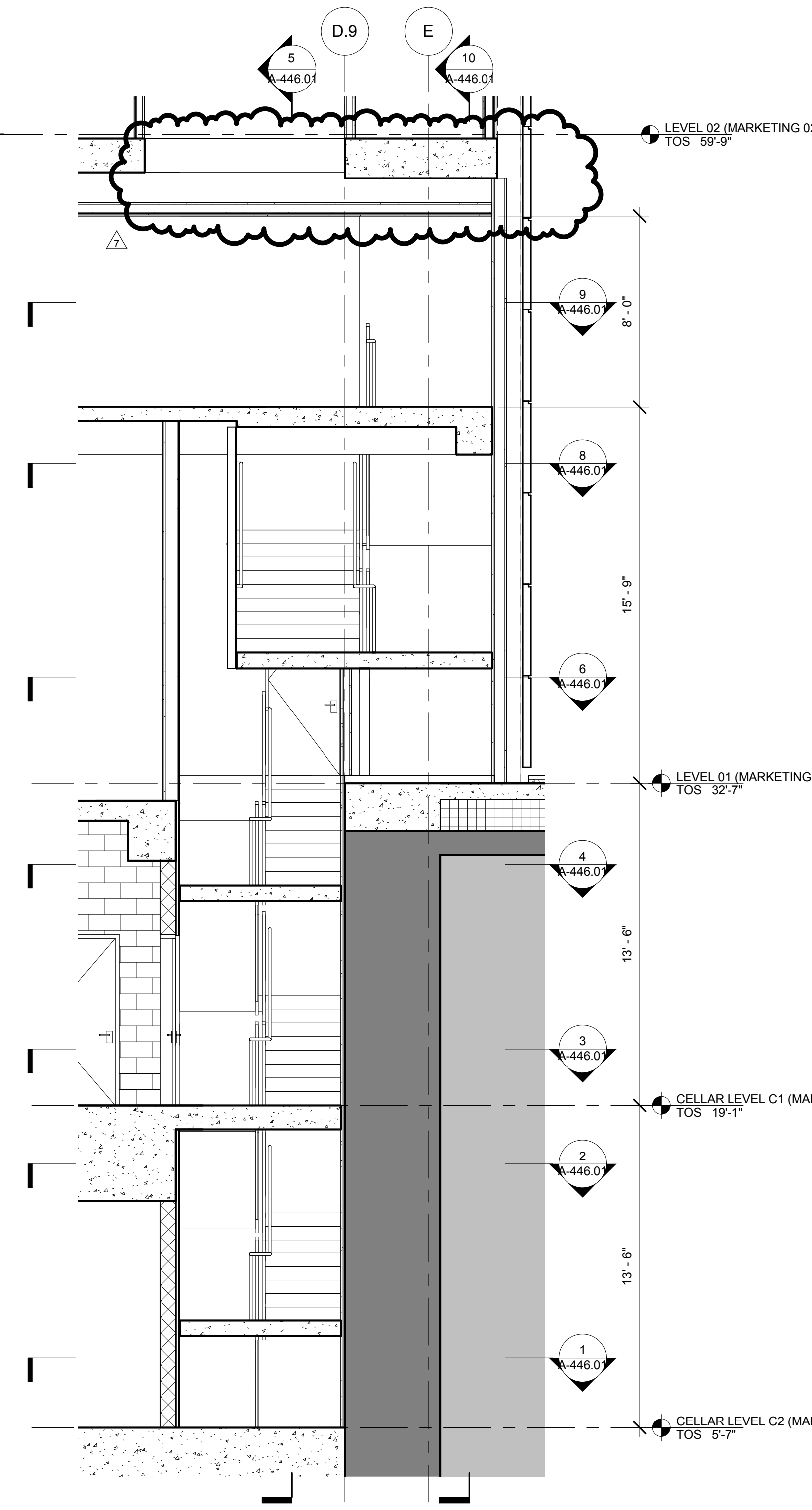




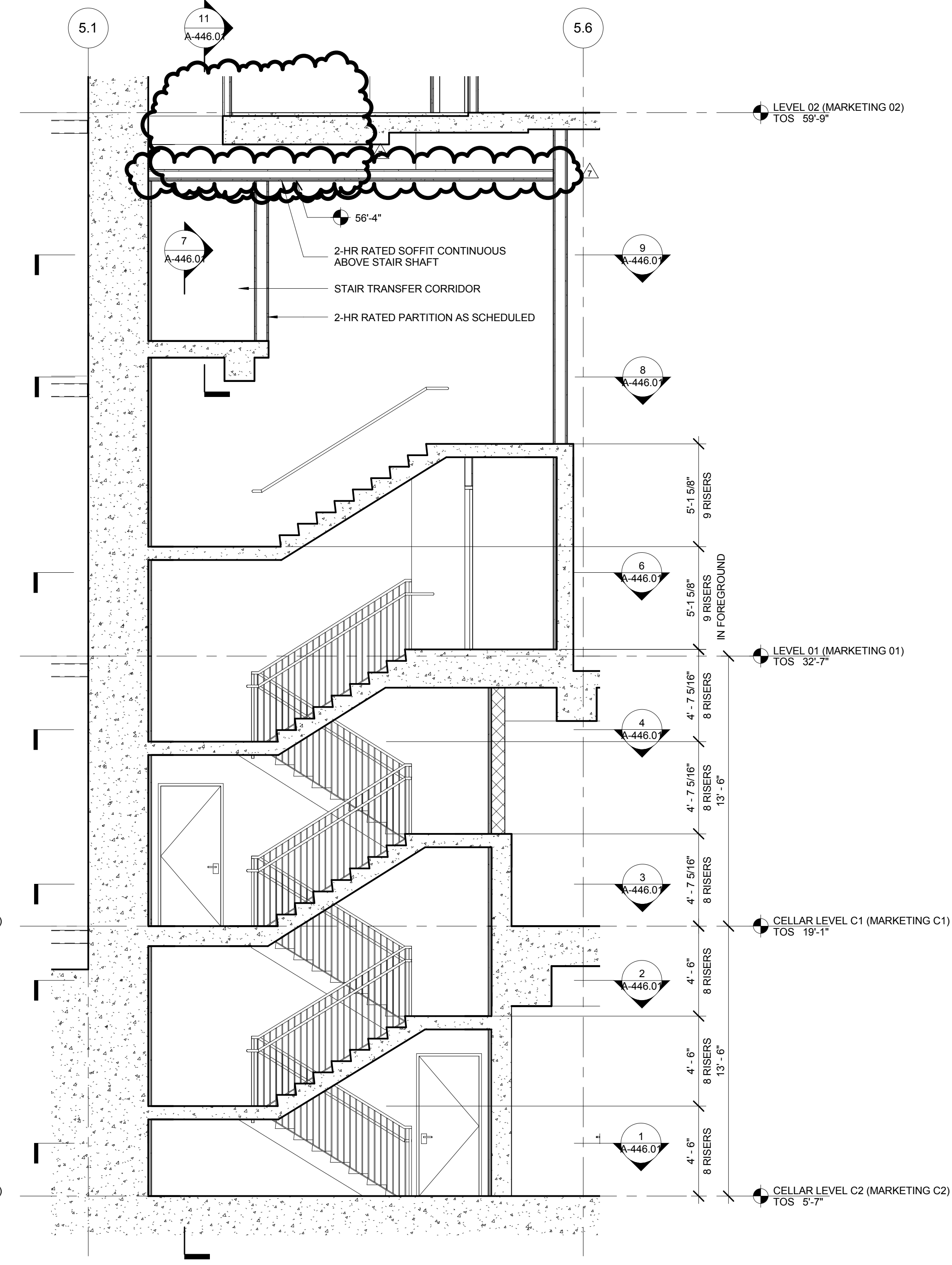
11 SECTION - STAIR C TRANSFER  
SCALE: 1/4" = 1'-0"



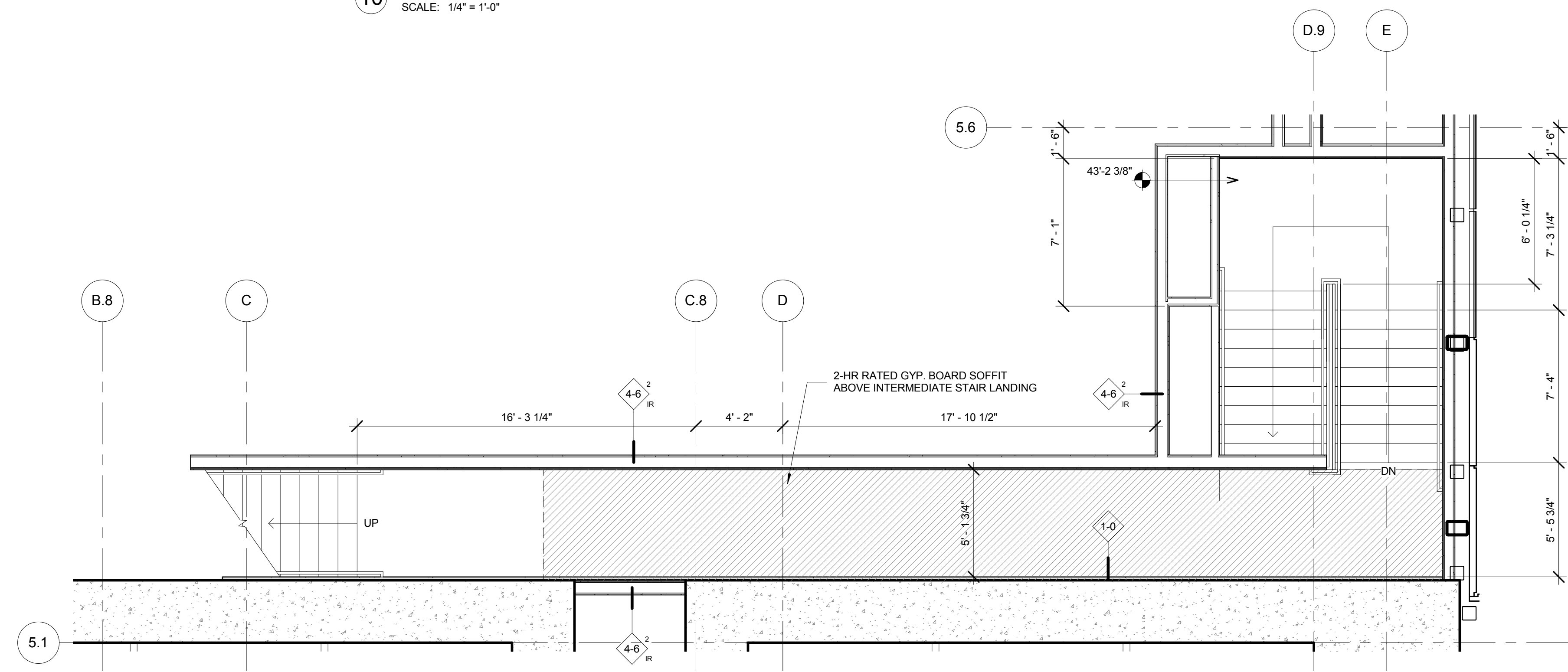
10 SECTION - STAIR C  
SCALE: 1/4" = 1'-0"



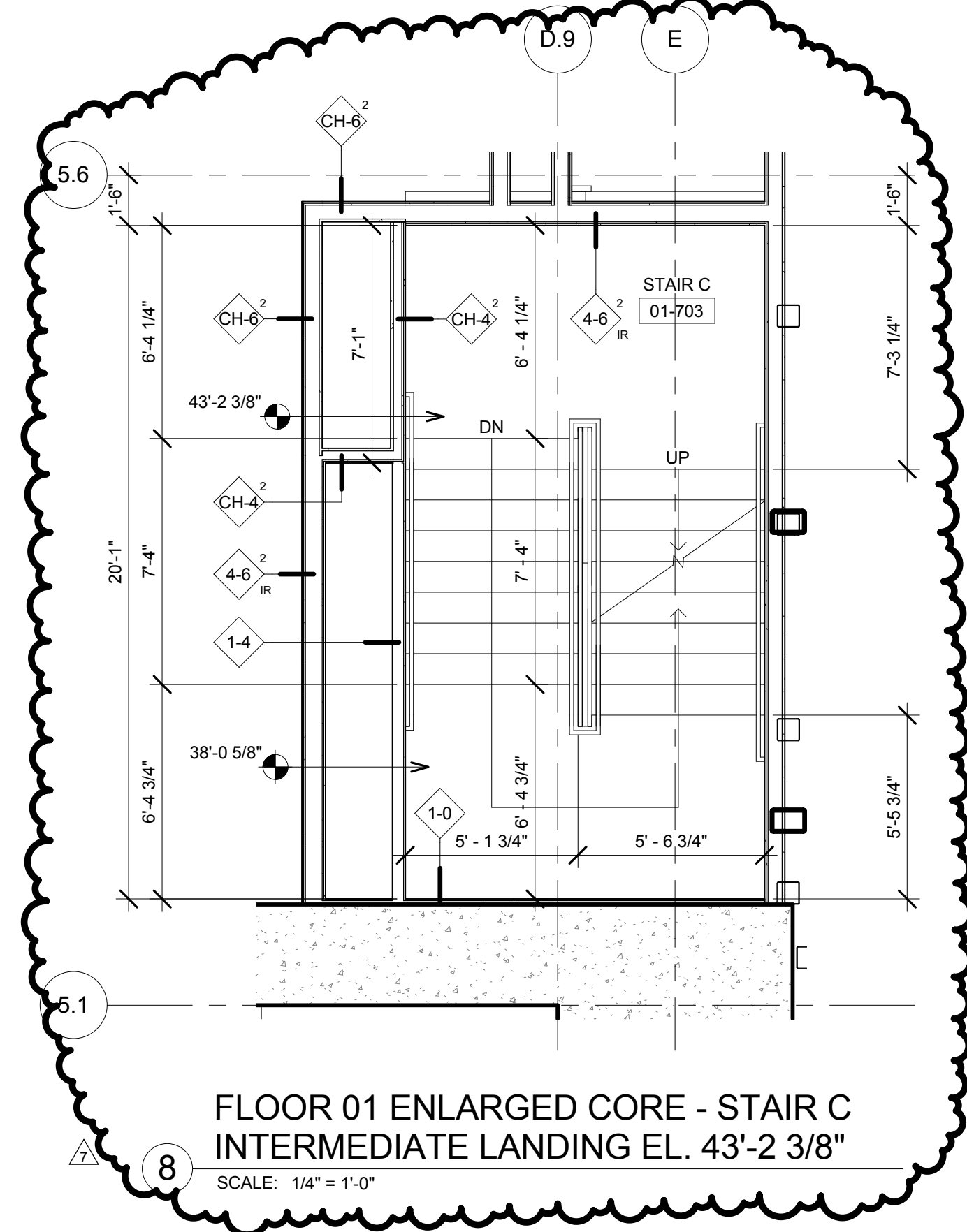
7 SECTION - STAIR C  
SCALE: 1/4" = 1'-0"



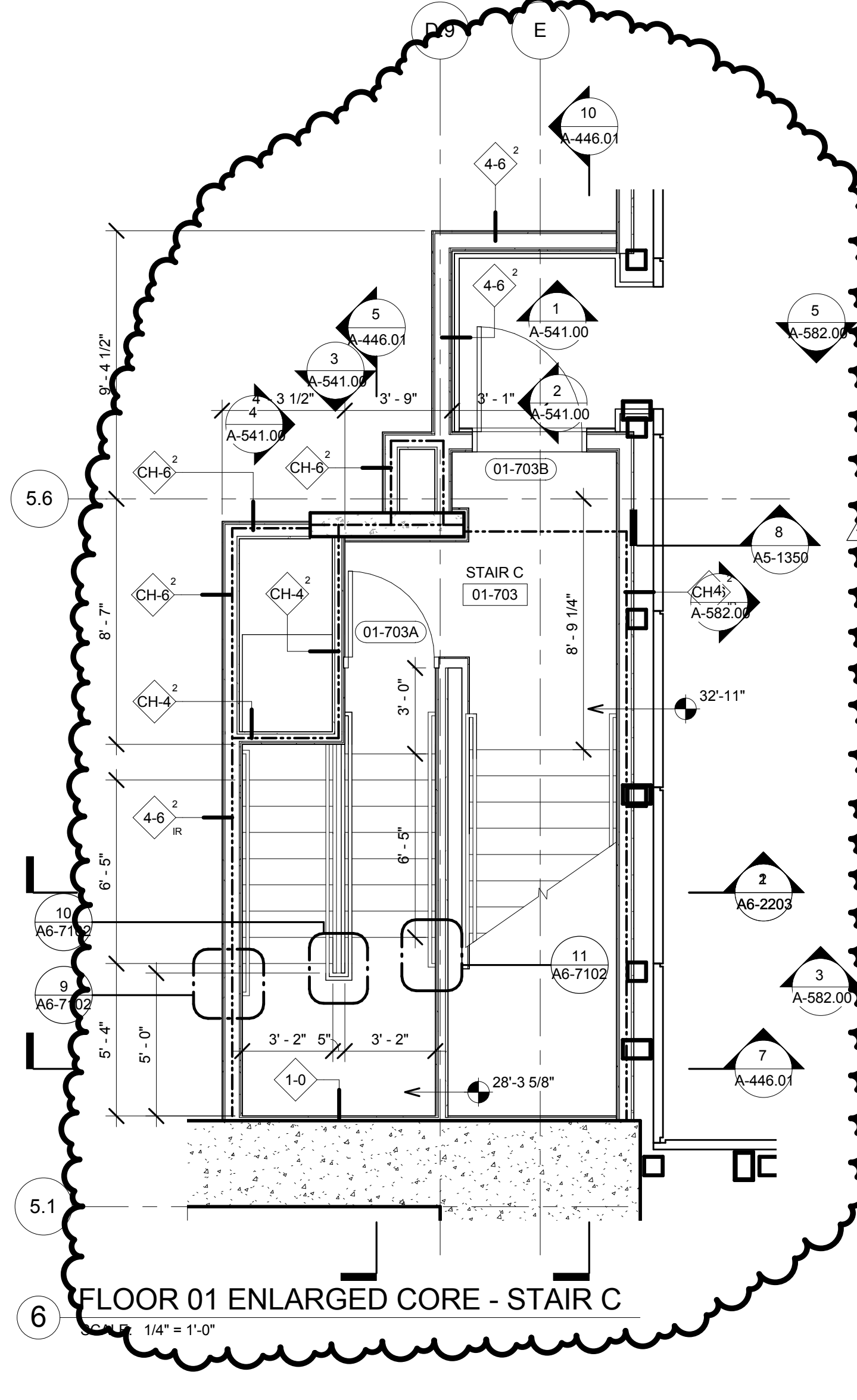
5 SECTION - STAIR C  
SCALE: 1/4" = 1'-0"



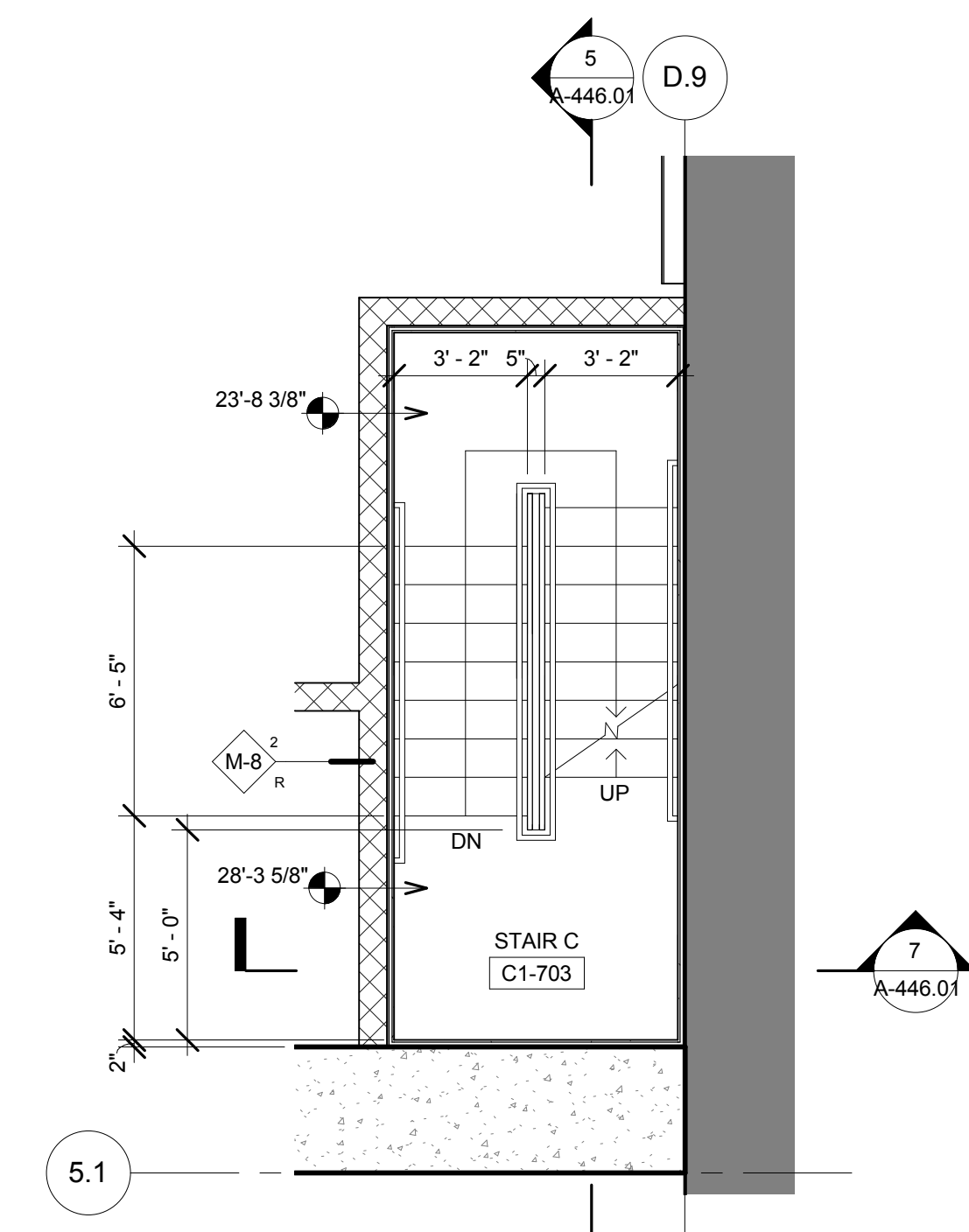
9 FLOOR 01 ENLARGED CORE - STAIR C  
INTERMEDIATE LANDING EL. 48'-4"  
SCALE: 1/4" = 1'-0"



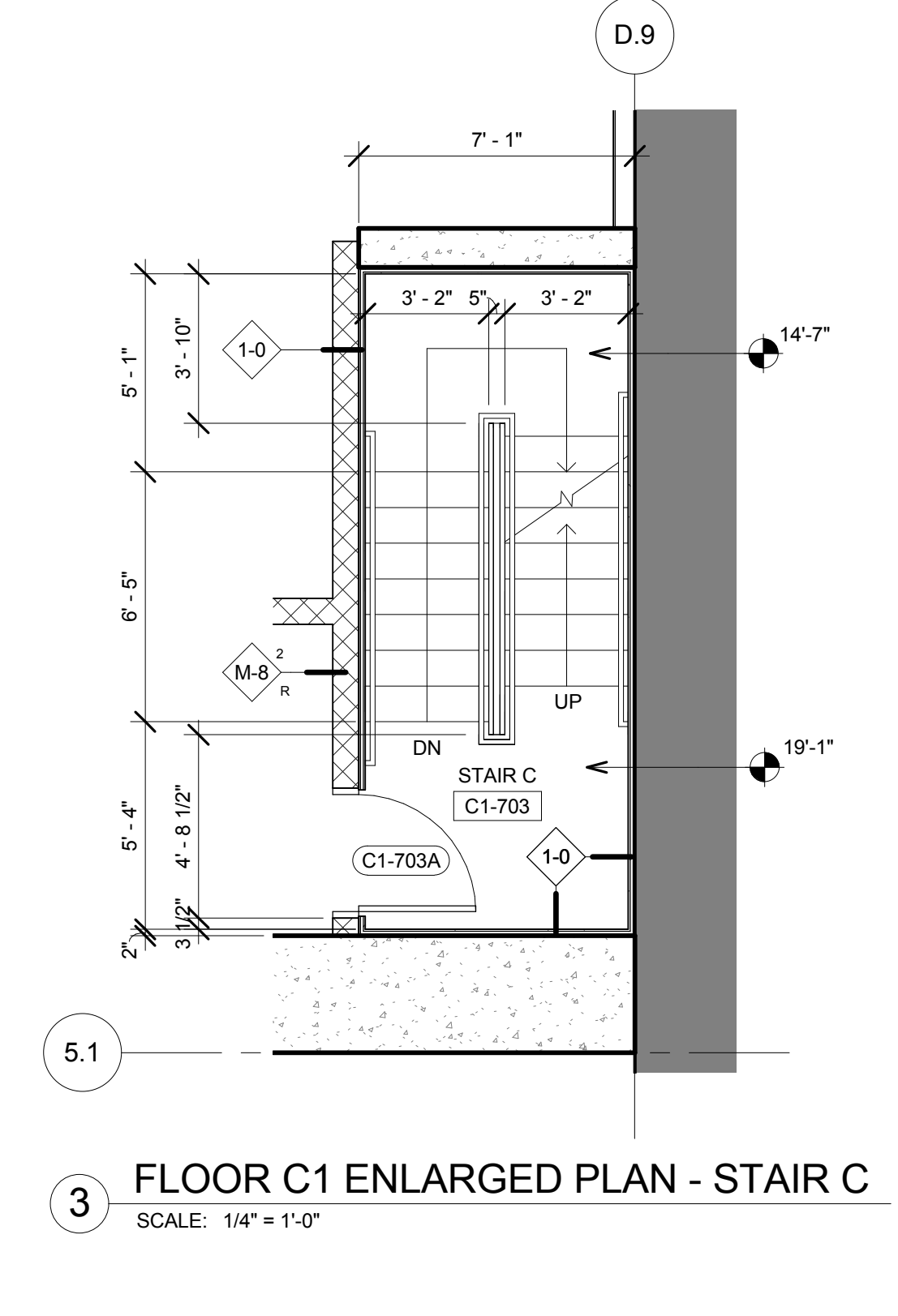
8 FLOOR 01 ENLARGED CORE - STAIR C  
INTERMEDIATE LANDING EL. 43'-2 3/8"  
SCALE: 1/4" = 1'-0"



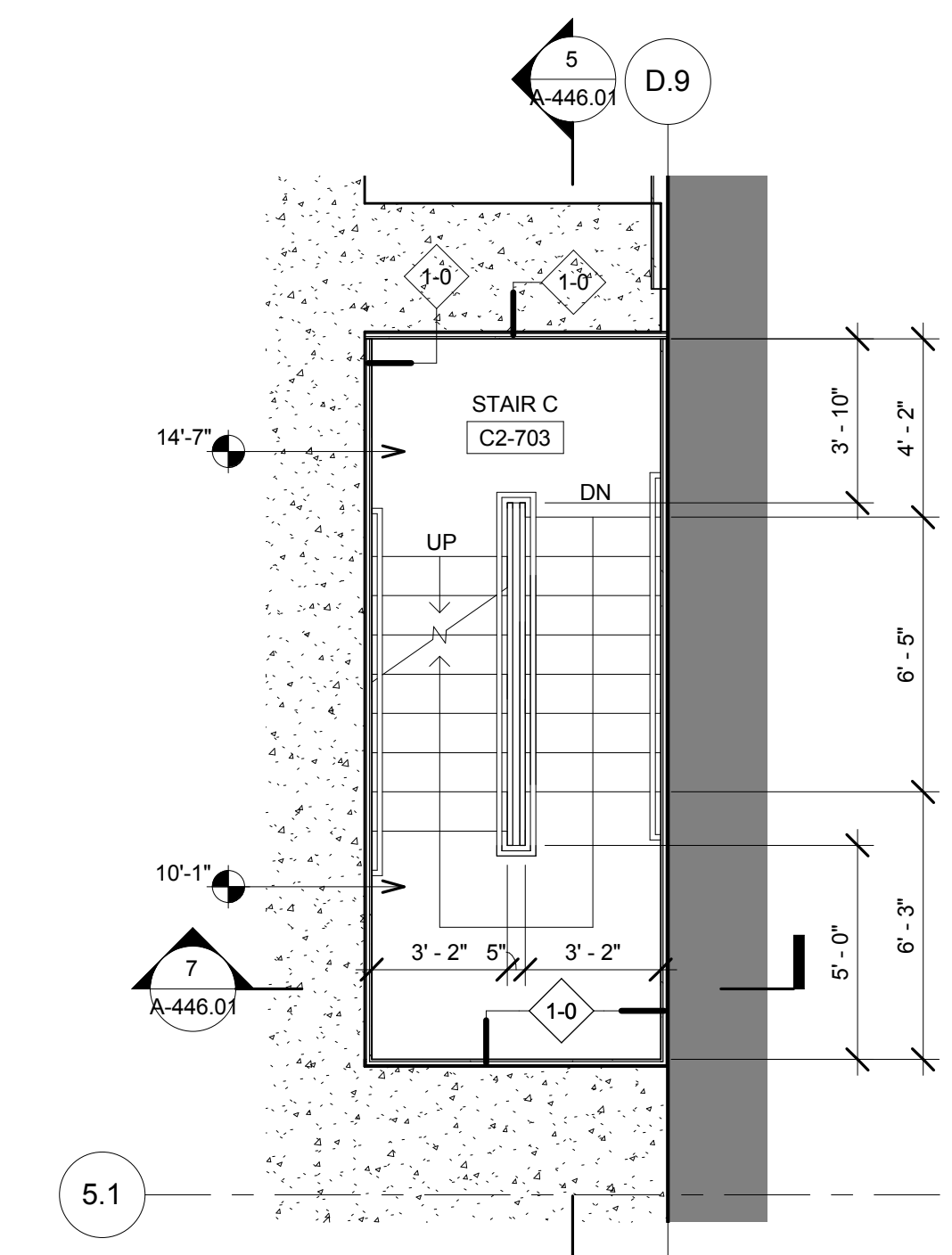
6 FLOOR 01 ENLARGED CORE - STAIR C  
SCALE: 1/4" = 1'-0"



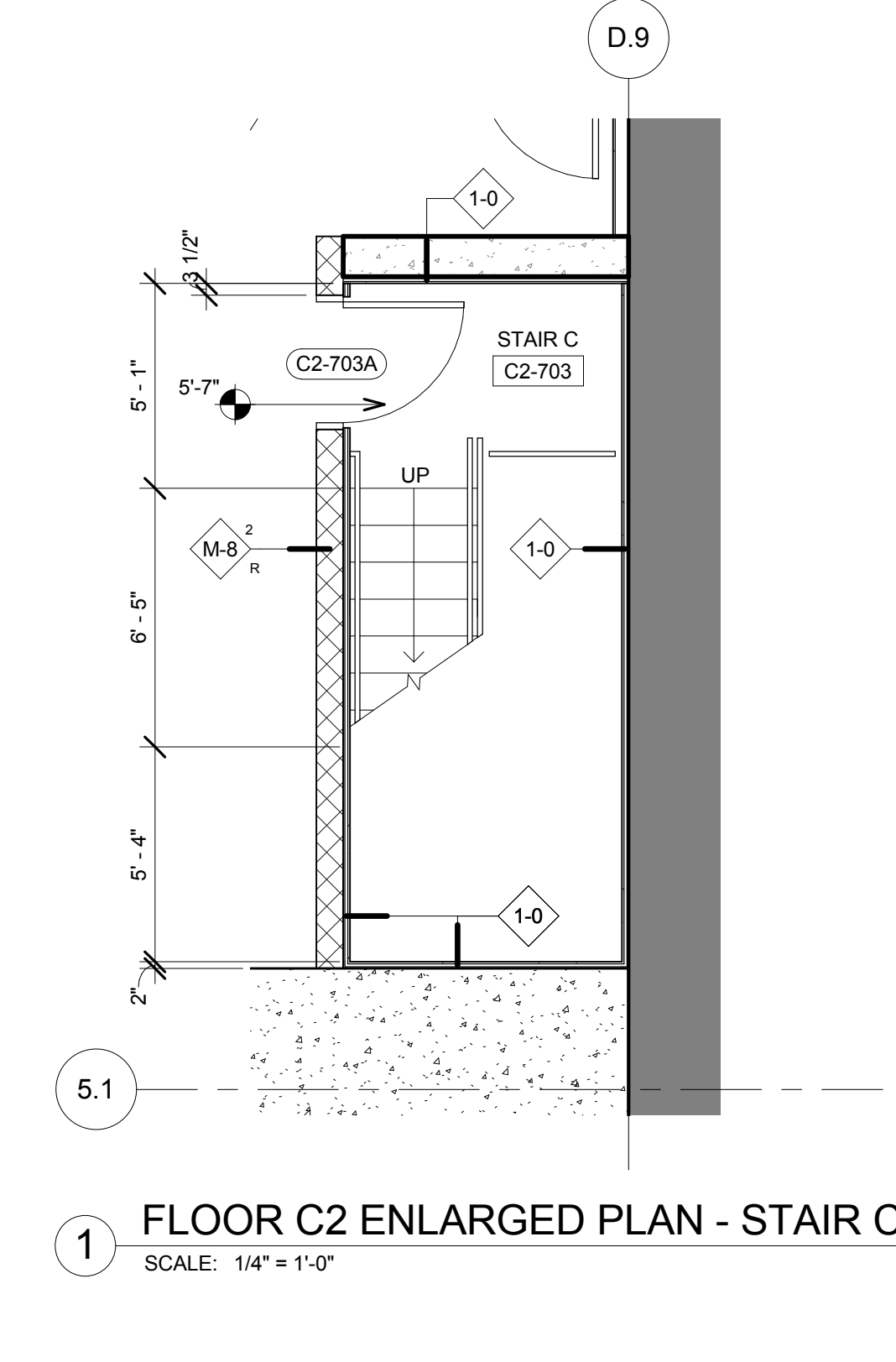
4 FLOOR C1 ENLARGED PLAN - STAIR C  
INTERMEDIATE LANDING EL. 28'-3 5/8"  
SCALE: 1/4" = 1'-0"



3 FLOOR C1 ENLARGED PLAN - STAIR C  
SCALE: 1/4" = 1'-0"



2 FLOOR C2 ENLARGED PLAN - STAIR C  
INTERMEDIATE LANDING EL. +14'-7"  
SCALE: 1/4" = 1'-0"



1 FLOOR C2 ENLARGED PLAN - STAIR C  
SCALE: 1/4" = 1'-0"

## 55 HUDSON YARDS

Address  
550 W 34th St.  
New York, NY 10001



Client  
Related Companies  
60 Columbus Circle  
New York, NY 10023  
Tel: 212.801.1000 Fax: 212.801.1048

Oxford Properties Group  
320 Park Avenue, 17th Floor  
New York, NY 10022  
Tel: 212.986.7514 Fax: 212.986.7510

Mitsui Fudosan America, Inc.  
1251 Avenue of the Americas, Suite 800  
New York, NY 10020  
Tel: 212.403.5600 Fax: 212.403.5657


Architect  
Kohn Pedersen Fox Associates PC  
Architects & Planning Consultants  
11 West 42nd Street  
New York, New York 10036  
TEL: 212.977.6500 FAX: 212.956.2526

Structural Engineer  
WSP  
228 East 45th Street, 3rd Floor  
New York, NY 10017  
Tel: 212.687.9888 Fax: 646.487.5501

Mechanical, Electrical, Plumbing, Fire Protection  
WSP  
512 Seventh Avenue  
New York, NY 10018  
Tel: 212.532.9600

7. PLAN APPROVAL AMENDMENT 08/04/2017  
2. D.O.B. BUILDING PERMIT FILING 05/11/2015  
No. Description Date

Exp. Date



Enlarged Plans  
and Sections,  
Stair C  
Drawing Number

A-446.01

SHEET 84 of 128

© 2017 KOHN PEDERSEN FOX ASSOCIATES PC. All rights reserved.

A-446.01  
8/16/2017 4:32:49 PM  
ENLARGED PLANS AND SECTIONS - STAIR C  
C:\P\New\2210\_55HY\_RP2\_MAIN\_DRAWING.rvt



55 HUDSON YARDS

Address  
550 W 34th St.  
New York, NY 10001



Client  
Related Companies  
60 Columbus Circle  
New York, NY 10023  
Tel: 212.801.1000 Fax: 212.801.1048

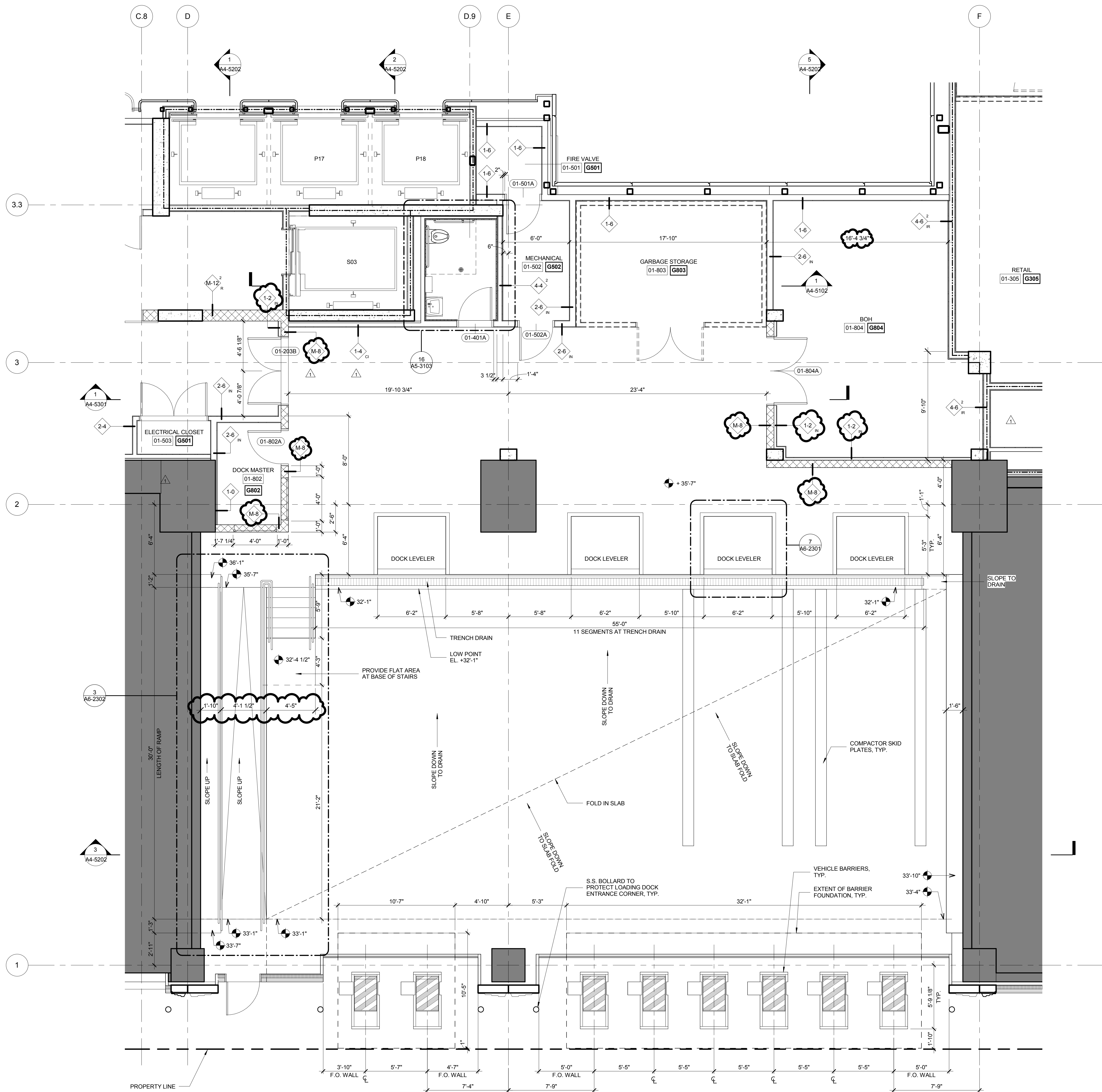
Oxford Properties Group  
320 Park Avenue, 17th Floor  
New York, NY 10022  
Tel: 212.986.7514 Fax: 212.986.7510

Mitsui Fudosan America, Inc.  
1251 Avenue of the Americas, Suite 800  
New York, NY 10020  
Tel: 212.403.5600 Fax: 212.403.5657

Architect  
Kohn Pedersen Fox Associates PC  
Architects & Planning Consultants  
11 West 42nd Street  
New York, New York 10036  
TEL: 212.977.6500 FAX: 212.956.2526

Structural Engineer  
WSP  
228 East 45th Street, 3rd Floor  
New York, NY 10017  
Tel: 212.687.9888 Fax: 646.487.5501

Mechanical, Electrical, Plumbing, Fire Protection  
WSP  
512 Seventh Avenue  
New York, NY 10018  
Tel: 212.532.9600

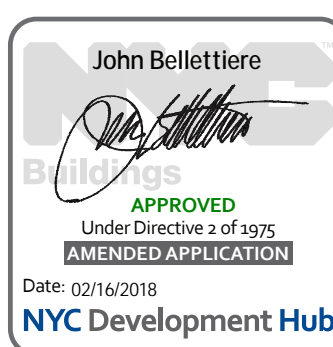


1 ENLARGED LOADING DOCK PLAN  
SCALE: 1/4" = 1'-0"

1	PLAN APPROVAL AMENDMENT	08/04/2017
2	D.O.B. BUILDING PERMIT FILING	05/11/2015

No.	Description	Date
-----	-------------	------

Key Plan



Date:	04/03/2015
Project No:	
Drawn By:	John B. Williams
Sheet Number:	A-461.01

Enlarged Plans and Sections, Loading Dock  
Drawing Number  
A-461.01





Client  
Related Companies  
60 Columbus Circle  
New York, NY 10023  
Tel: 212.801.1000 Fax: 212.801.1048

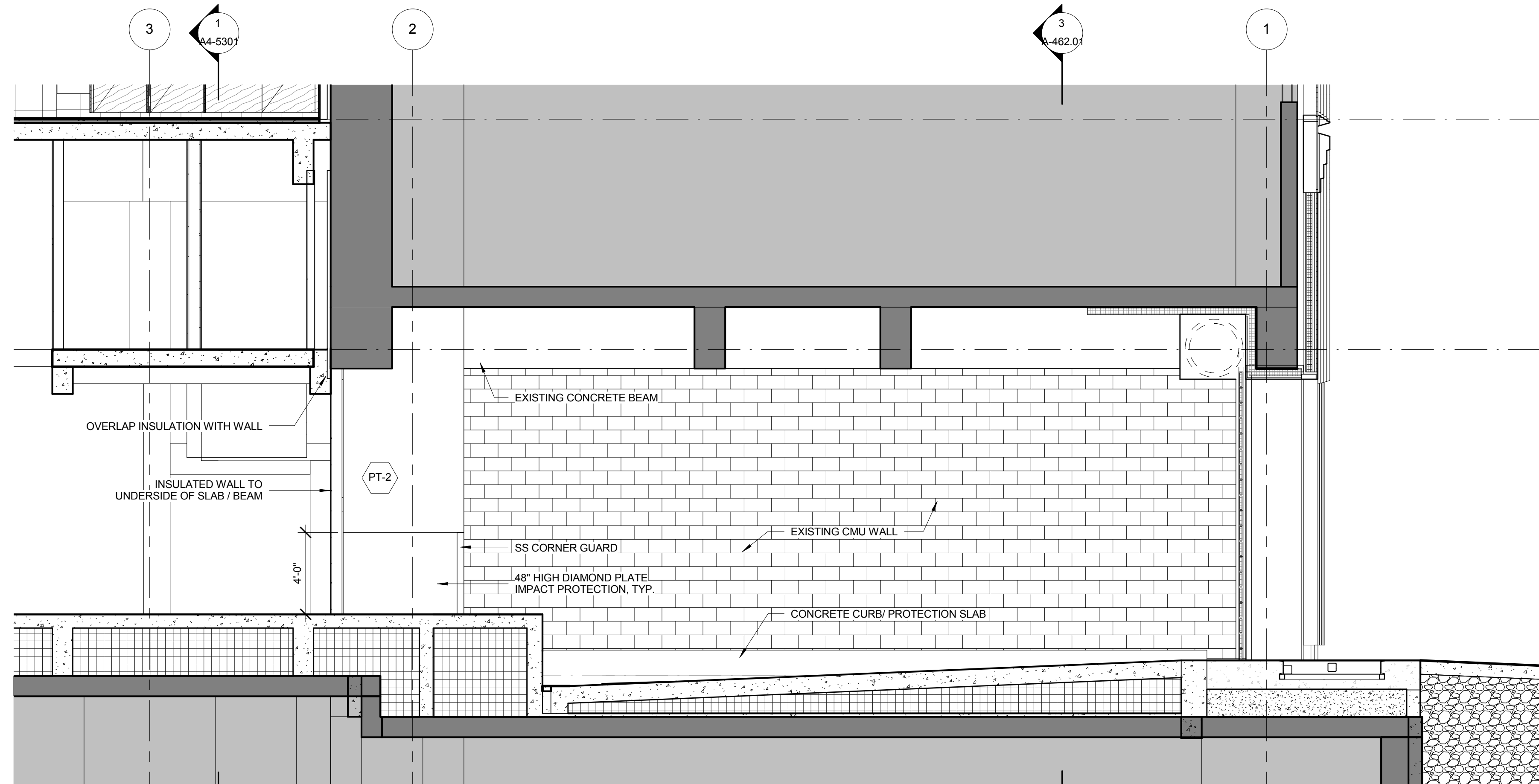
Oxford Properties Group  
320 Park Avenue, 17th Floor  
New York, NY 10022  
Tel: 212.986.7514 Fax: 212.986.7510

Mitsui Fudosan America, Inc.  
1251 Avenue of the Americas, Suite 800  
New York, NY 10020  
Tel: 212.403.5600 Fax: 212.403.5657

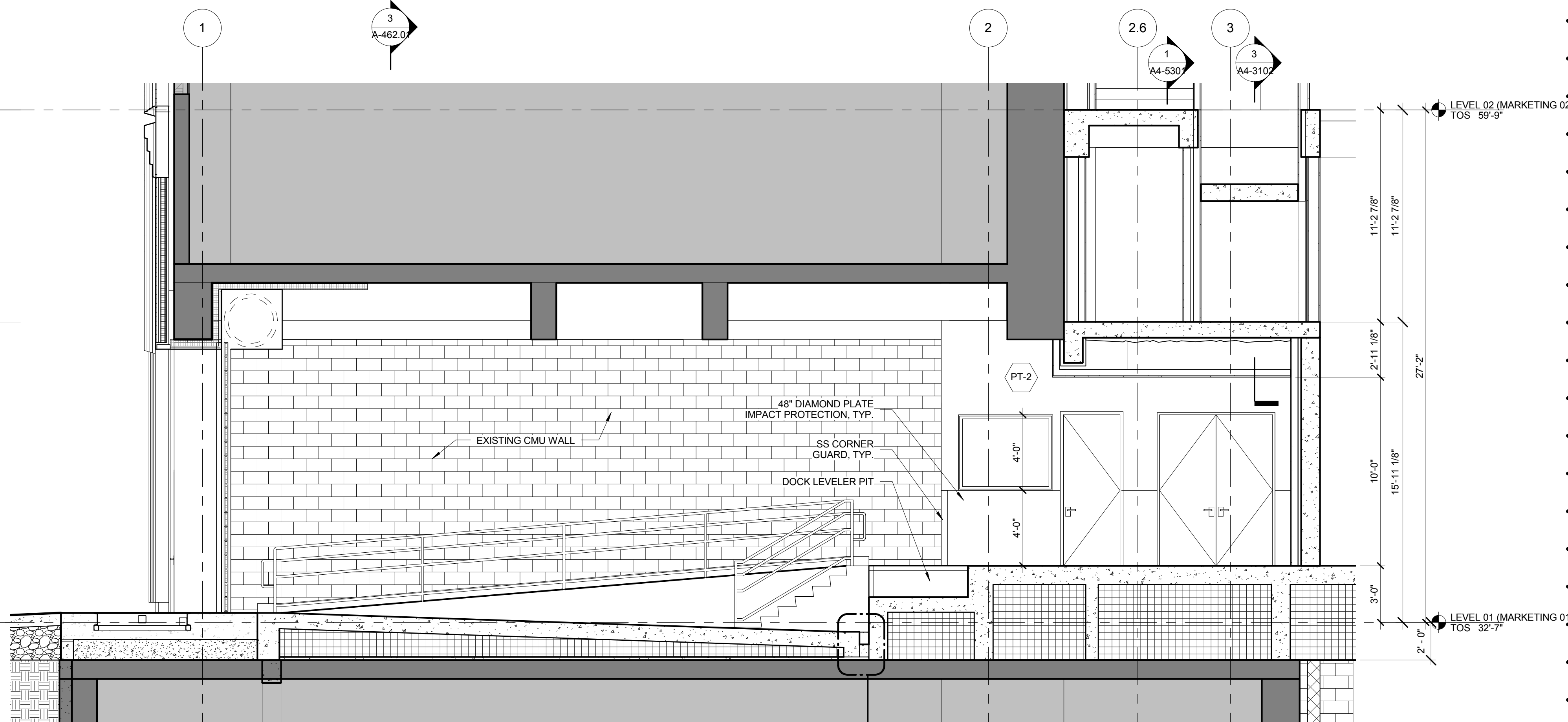
Architect  
Kohn Pedersen Fox Associates PC  
Architects & Planning Consultants  
11 West 42nd Street  
New York, New York 10036  
TEL: 212.977.6500 FAX: 212.956.2526

Structural Engineer  
WSP  
228 East 45th Street, 3rd Floor  
New York, NY 10017  
Tel: 212.687.9888 Fax: 646.487.5501

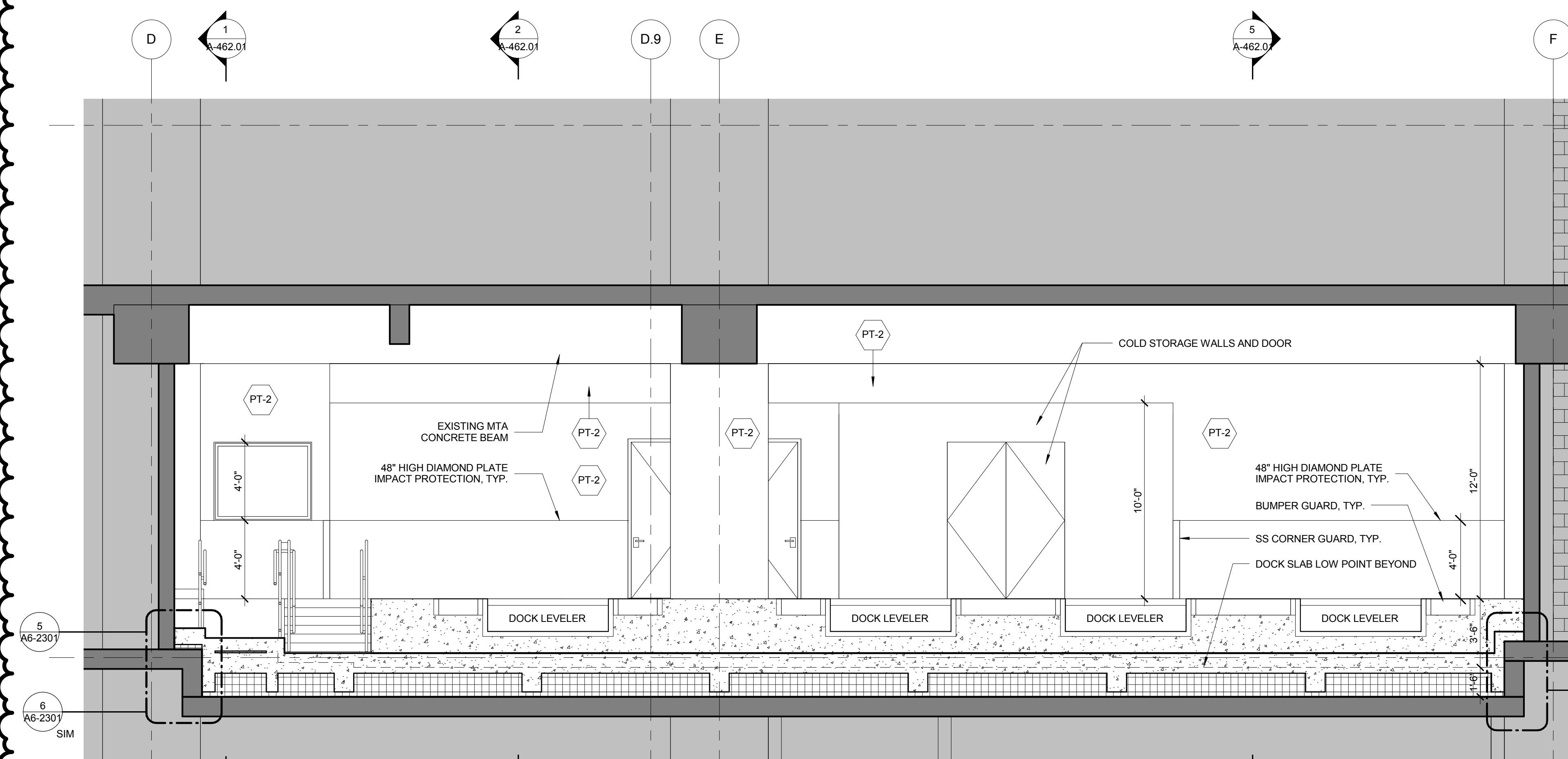
Mechanical, Electrical, Plumbing, Fire Protection  
WSP  
512 Seventh Avenue  
New York, NY 10018  
Tel: 212.552.9600



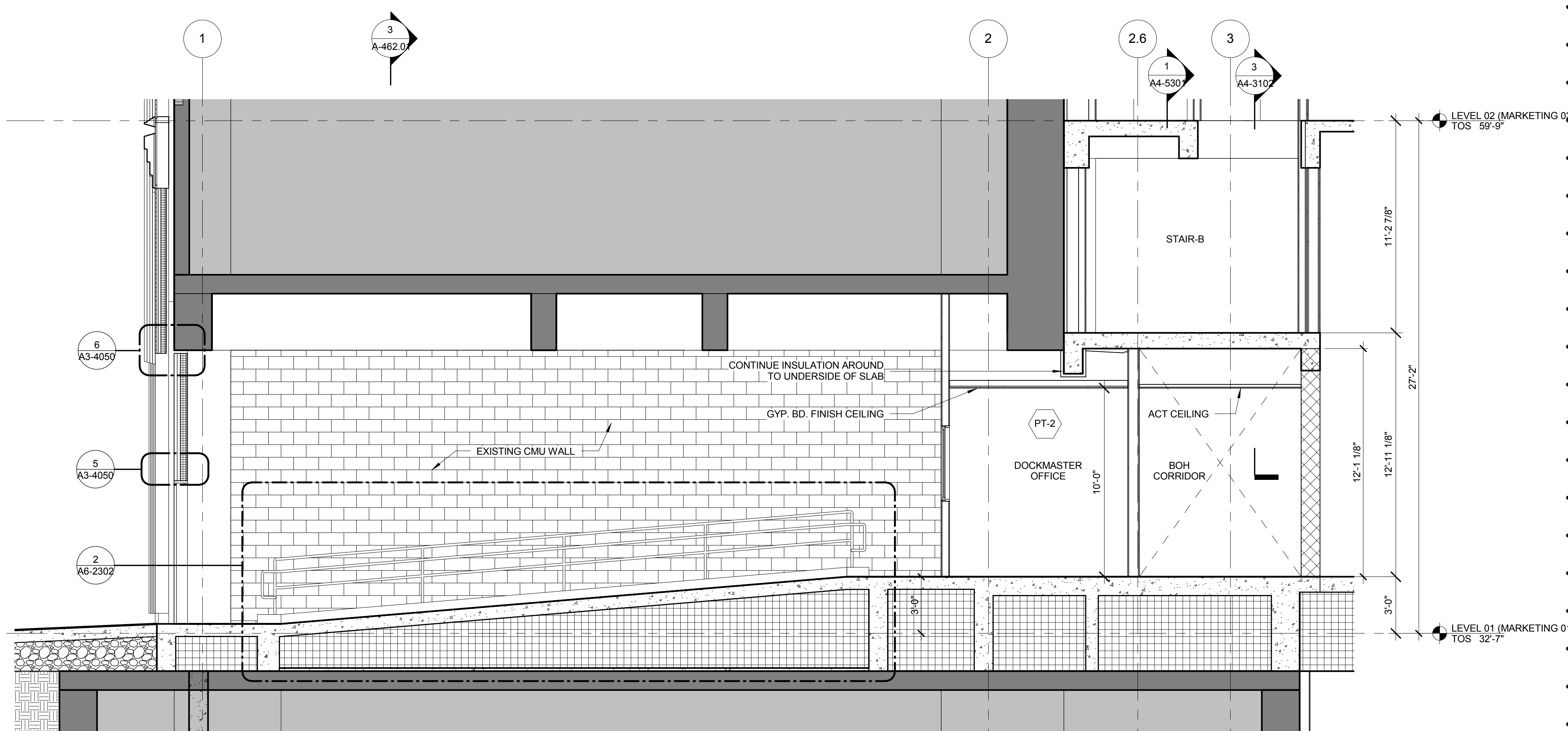
5 SECTION - LOADING BAY N-S  
SCALE: 1/4" = 1'-0"



2 SECTION - LOADING BAY N-S  
SCALE: 1/4" = 1'-0"




3 SECTION - LOADING BAY E-W  
SCALE: 1/4" = 1'-0"



1 SECTION - LOADING BAY N-S  
SCALE: 1/4" = 1'-0"

7	PLAN APPROVAL AMENDMENT	08/04/2017
2	D.O.B. BUILDING PERMIT FILING	05/11/2015
No.	Description	Date

Exp. Plan



Enlarged Plans and Sections, Loading Dock  
Drawing Number  
A-462.01





Client  
Related Companies  
60 Columbus Circle  
New York, NY 10023  
Tel: 212.801.1000 Fax: 212.801.1048

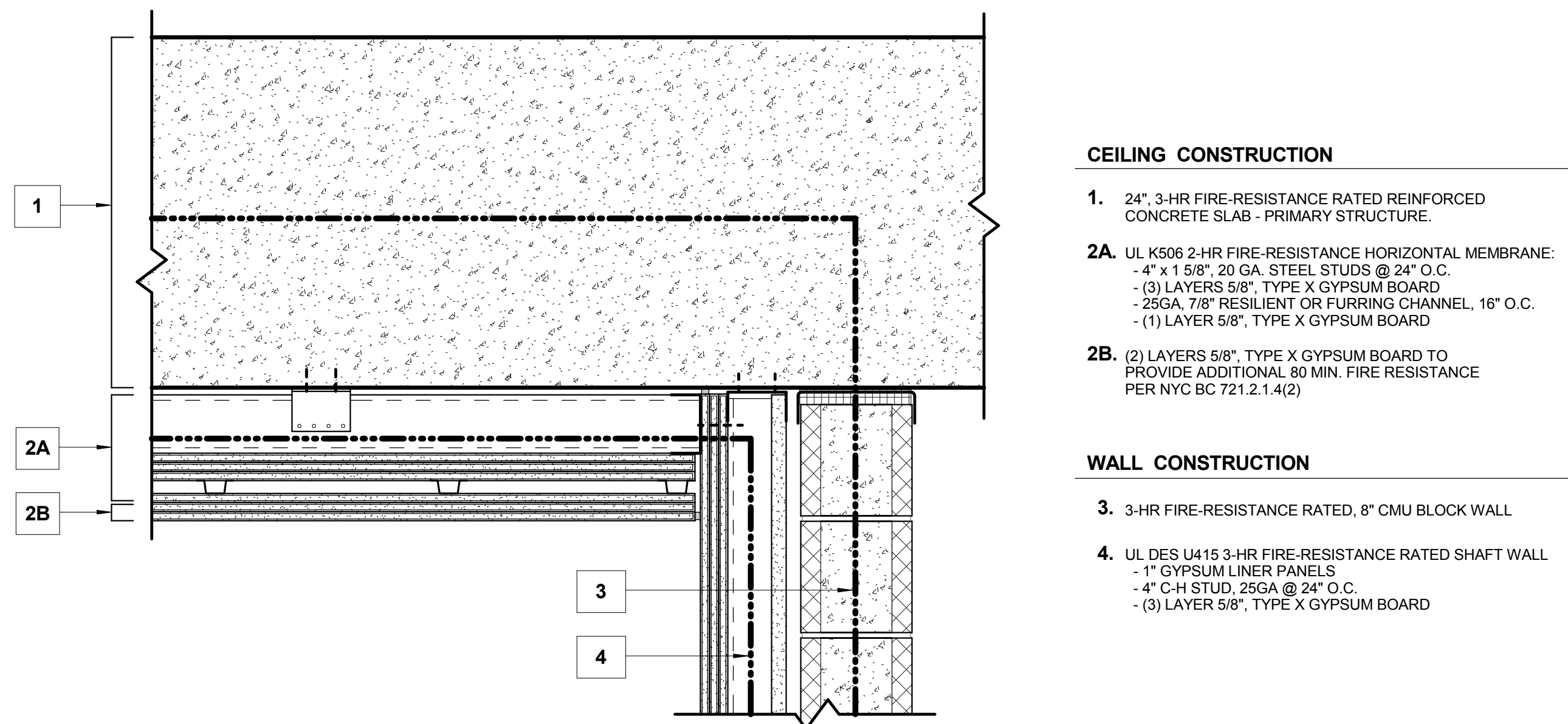
Oxford Properties Group  
320 Park Avenue, 17th Floor  
New York, NY 10022  
Tel: 212.986.7514 Fax: 212.986.7510

Mitsui Fudosan America, Inc.  
1251 Avenue of the Americas, Suite 800  
New York, NY 10020  
Tel: 212.403.5600 Fax: 212.403.5657

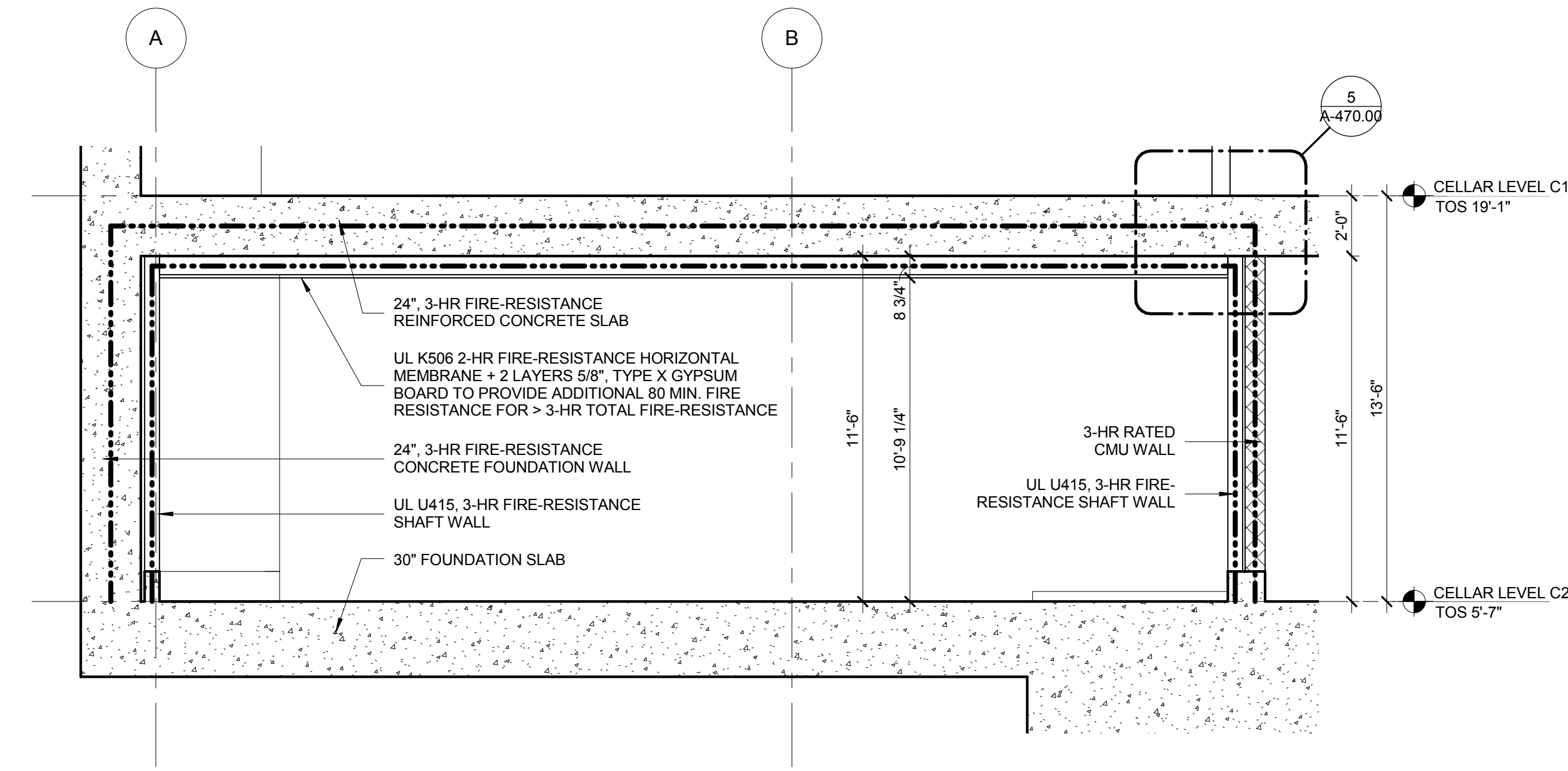
Architect  
Kohn Pedersen Fox Associates PC  
Architects & Planning Consultants  
11 West 42nd Street  
New York, New York 10036  
TEL: 212.977.6500 FAX: 212.956.2526

Structural Engineer  
WSP  
228 East 45th Street, 3rd Floor  
New York, NY 10017  
Tel: 212.687.9888 Fax: 646.487.5501

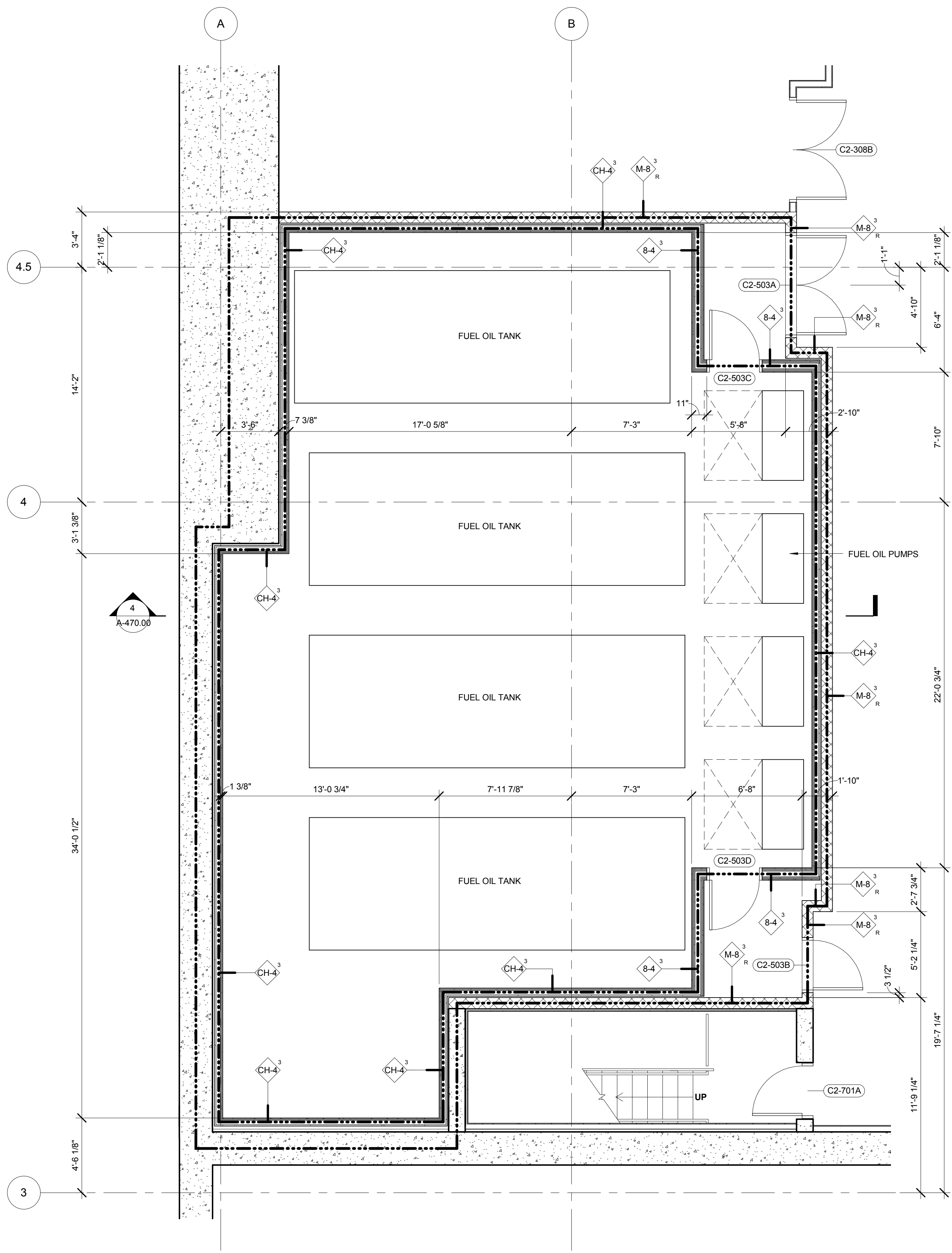
Mechanical, Electrical, Plumbing, Fire Protection  
WSP  
512 Seventh Avenue  
New York, NY 10018  
Tel: 212.532.9600



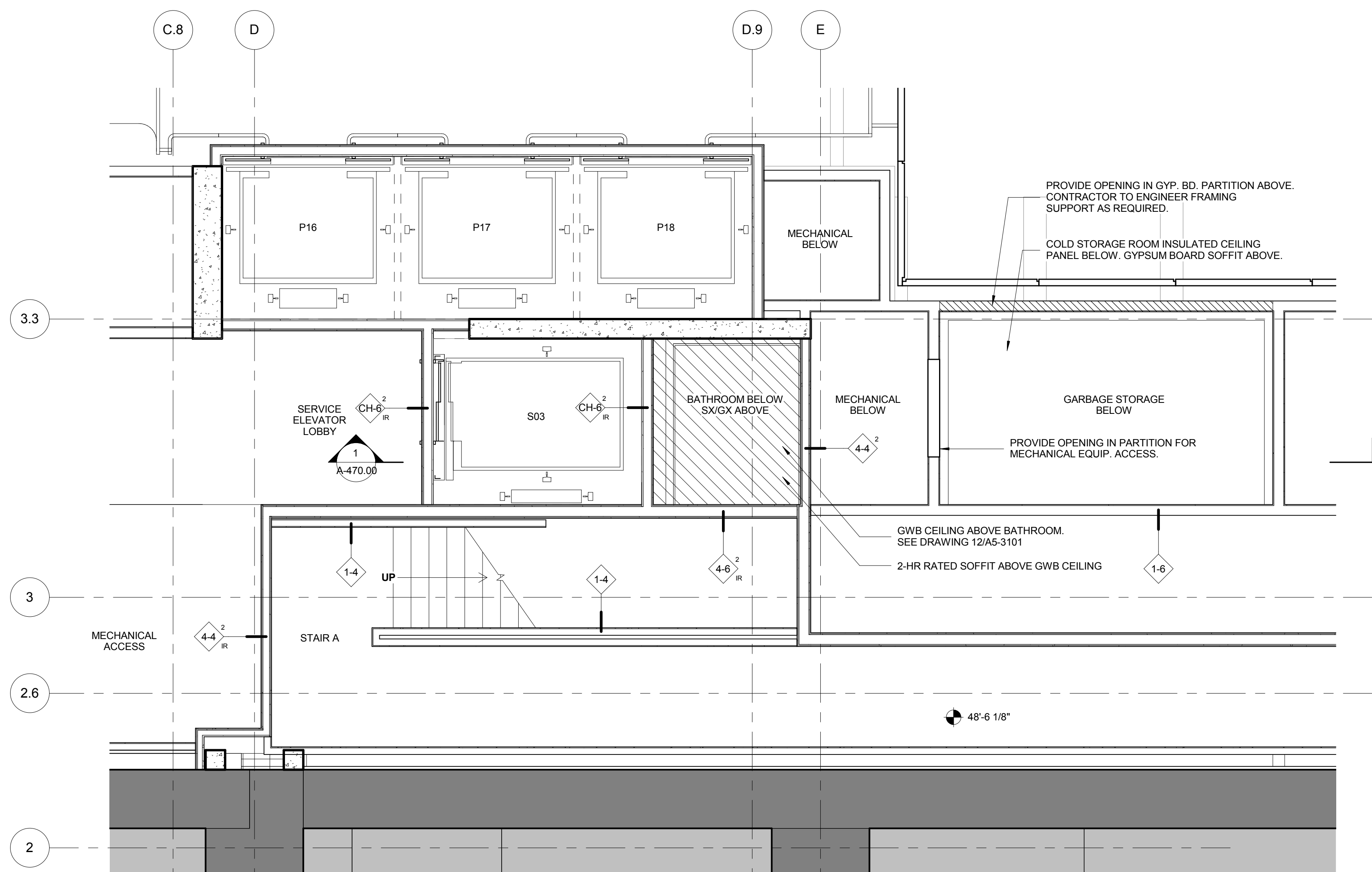
SECTION DETAIL - FUEL OIL TANK ROOM WALL TO CEILING  
SCALE: 1 1/2" = 1'-0"



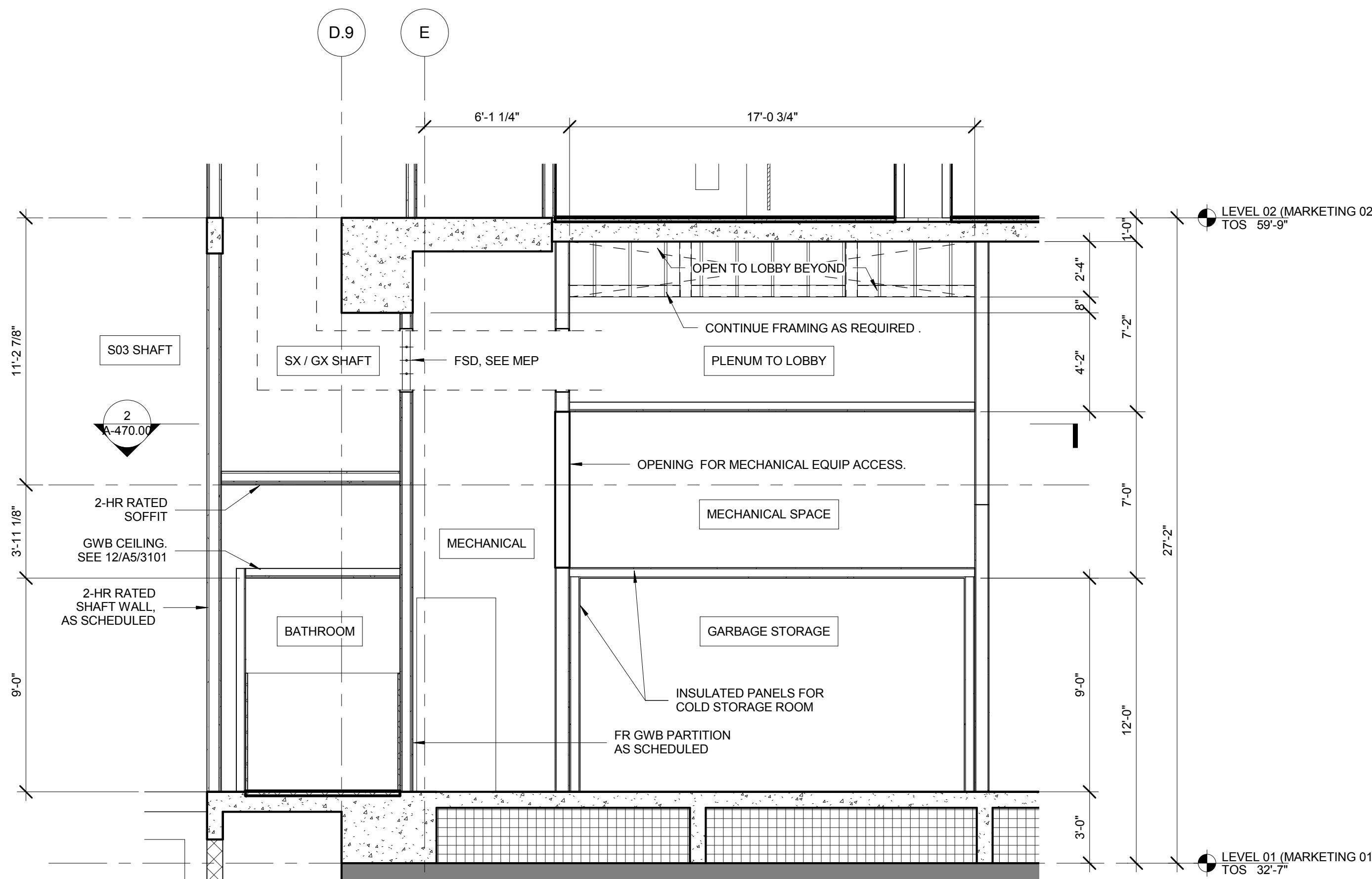
SECTION - LEVEL C2 FUEL OIL TANK ROOM  
SCALE: 1/4" = 1'-0"



ENLARGED PLAN - LEVEL C2 FUEL OIL TANK ROOM  
SCALE: 1/4" = 1'-0"



PLAN - LEVEL 01M SMOKE EXHAUST SHAFT  
SCALE: 1/4" = 1'-0"



SECTION - LEVEL 01-02 SMOKE EXHAUST SHAFT  
SCALE: 1/4" = 1'-0"

No.	Description	Date
-----	-------------	------

PLAN APPROVAL AMENDMENT 08/04/2017

Key Plan



Drawn Date: 09/25/15  
Project No:  
Drawn By:  
Sheet Number:  
A-470.00

ENLARGED CORE  
PLANS AND  
SECTIONS  
Drawing Title  
A-470.00





Client  
Related Companies  
60 Columbus Circle  
New York, NY 10023  
Tel: 212.801.1000 Fax: 212.801.1048

Oxford Properties Group  
320 Park Avenue, 17th Floor  
New York, NY 10022  
Tel: 212.986.7514 Fax: 212.986.7510

Mitsui Fudosan America, Inc.  
1251 Avenue of the Americas, Suite 800  
New York, NY 10020  
Tel: 212.403.5600 Fax: 212.403.5657


Architect  
Kohn Pedersen Fox Associates PC  
Architects & Planning Consultants  
11 West 42nd Street  
New York, New York 10036  
TEL: 212.977.6500 FAX: 212.956.2526

Structural Engineer  
WSP  
228 East 45th Street, 3rd Floor  
New York, NY 10017  
Tel: 212.687.9888 Fax: 646.487.5501

Mechanical, Electrical, Plumbing, Fire Protection  
WSP  
512 Seventh Avenue  
New York, NY 10018  
Tel: 212.532.9600

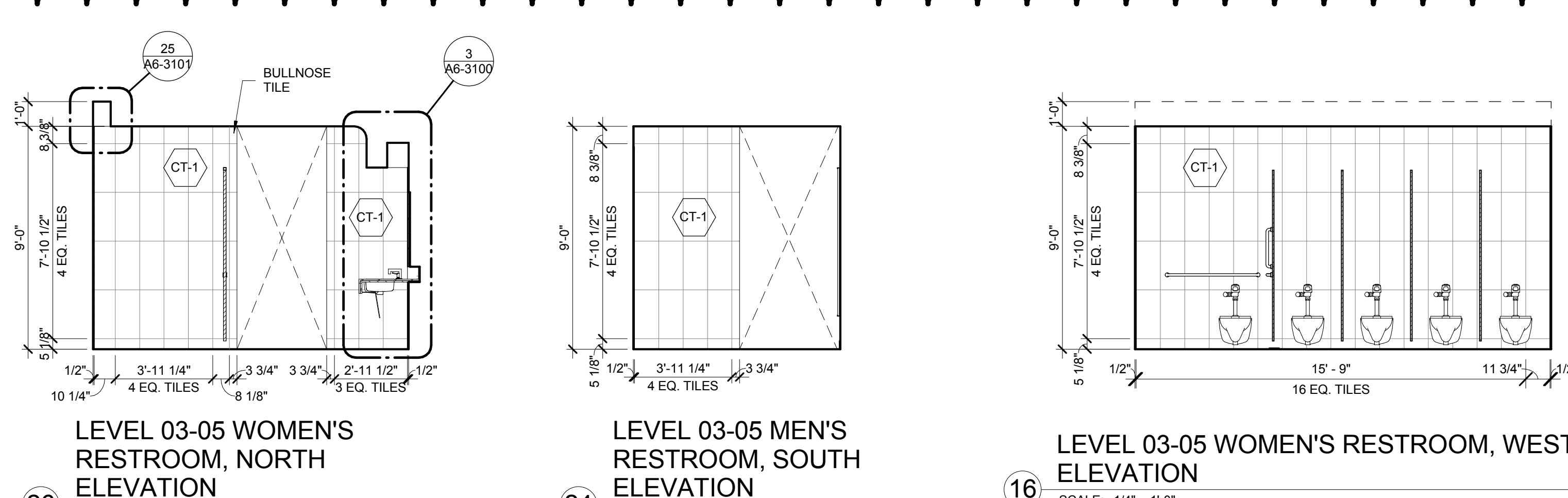
7	PLAN APPROVAL AMENDMENT	08/04/2017
2	D.O.B. BUILDING PERMIT FILING	05/11/2015
No.	Description	Date

Key Plan

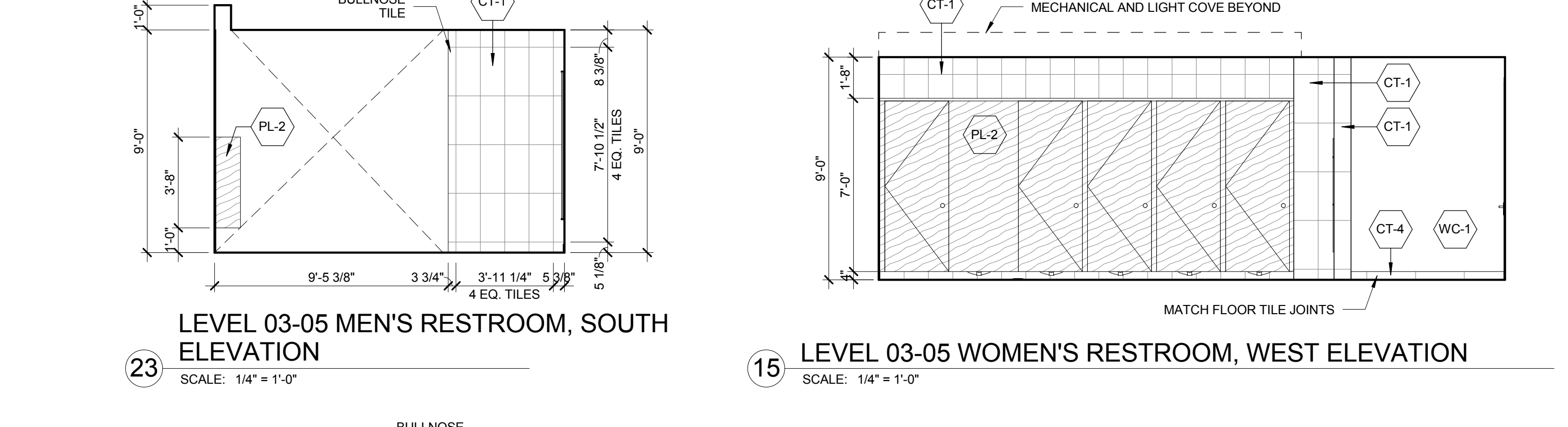


Drawing Title  
**PODIUM RESTROOMS**

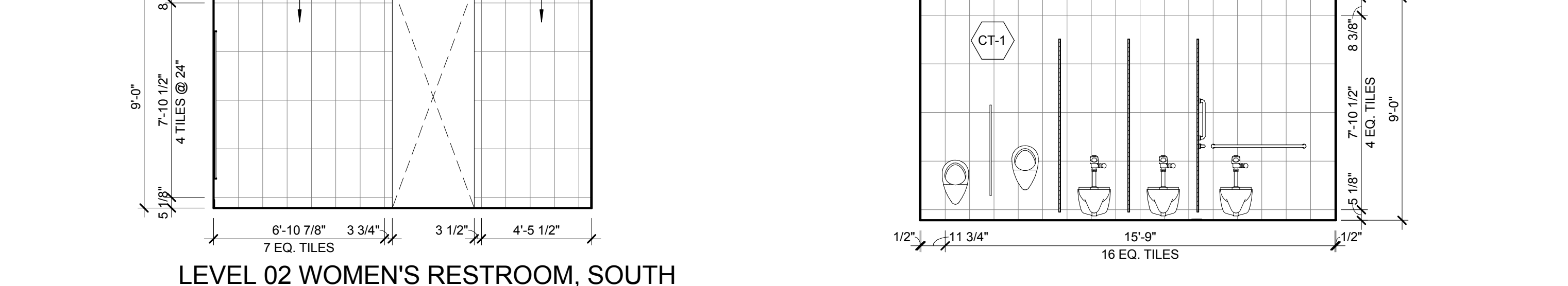
Drawing Number  
**A-501.01**



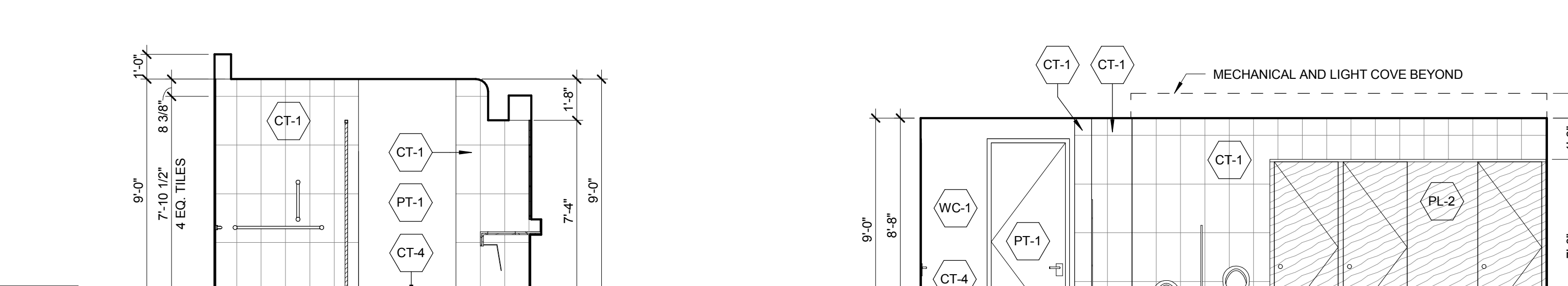
26 LEVEL 03-05 WOMEN'S RESTROOM, NORTH ELEVATION  
SCALE: 1/4" = 1'-0"



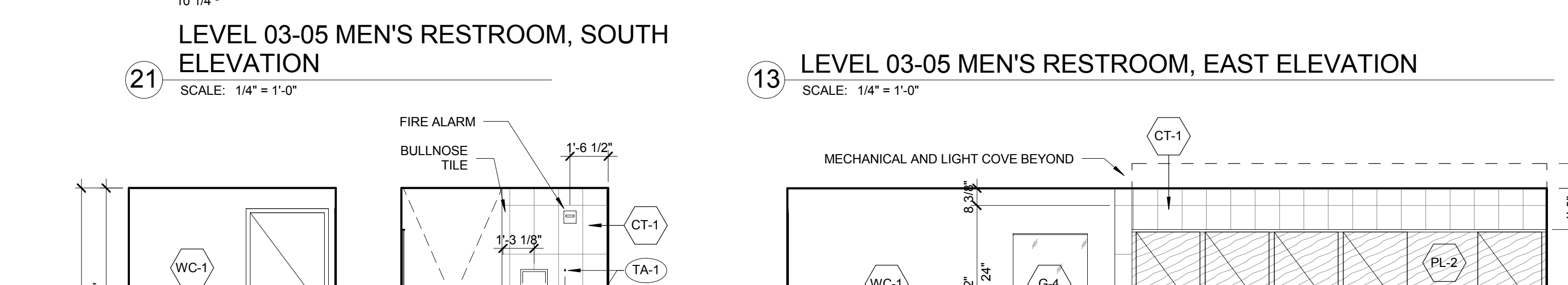
24 LEVEL 03-05 MEN'S RESTROOM, SOUTH ELEVATION  
SCALE: 1/4" = 1'-0"



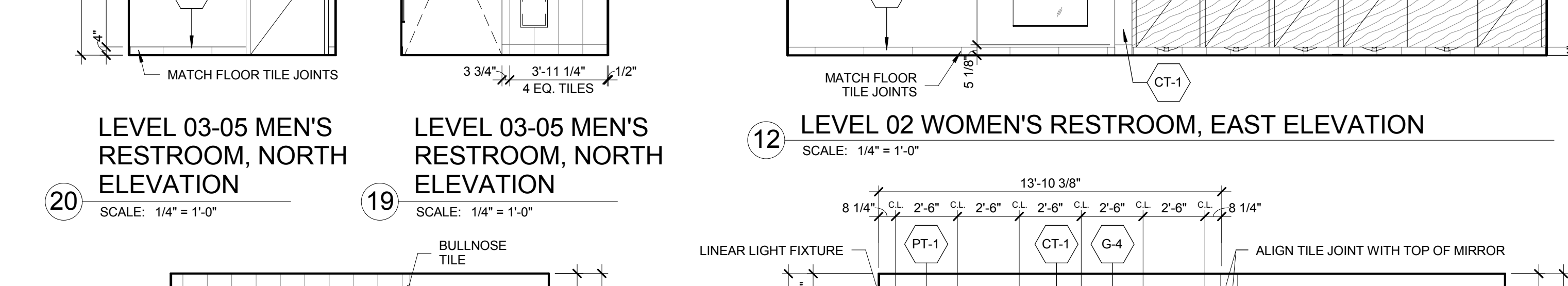
16 LEVEL 03-05 WOMEN'S RESTROOM, WEST ELEVATION  
SCALE: 1/4" = 1'-0"



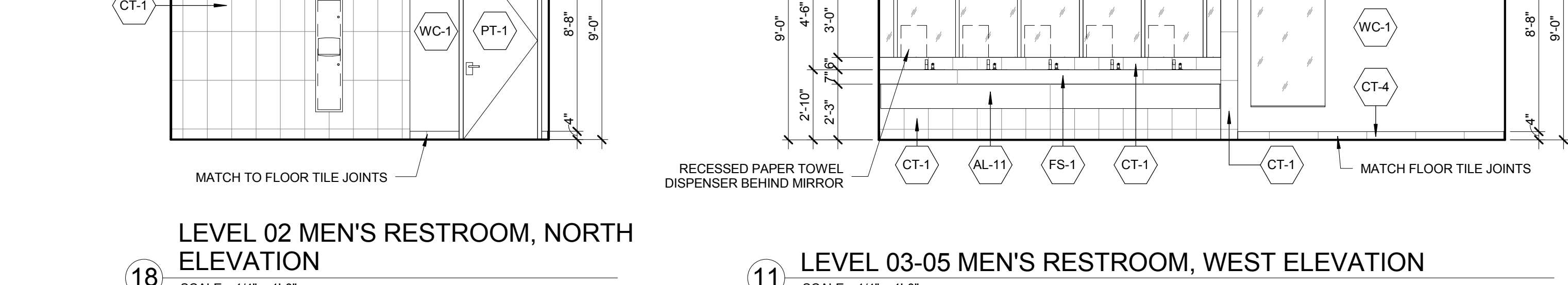
23 LEVEL 03-05 MEN'S RESTROOM, SOUTH ELEVATION  
SCALE: 1/4" = 1'-0"



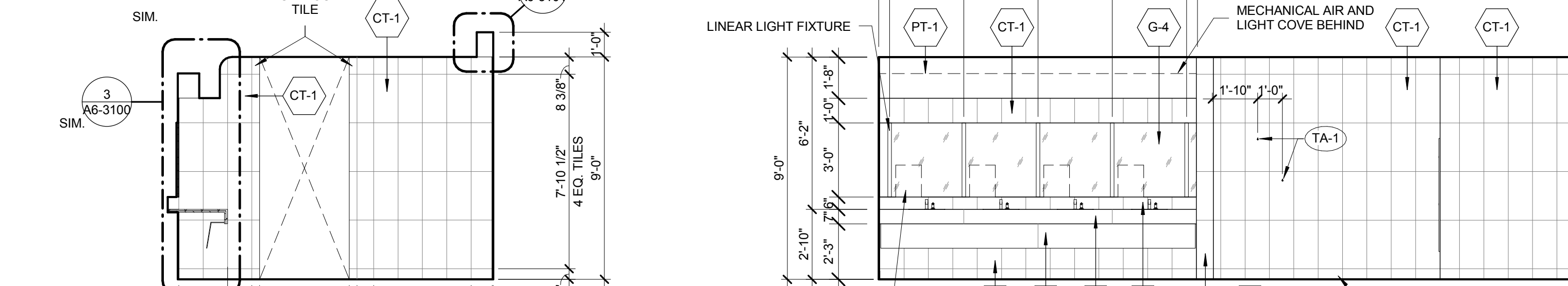
15 LEVEL 03-05 WOMEN'S RESTROOM, WEST ELEVATION  
SCALE: 1/4" = 1'-0"



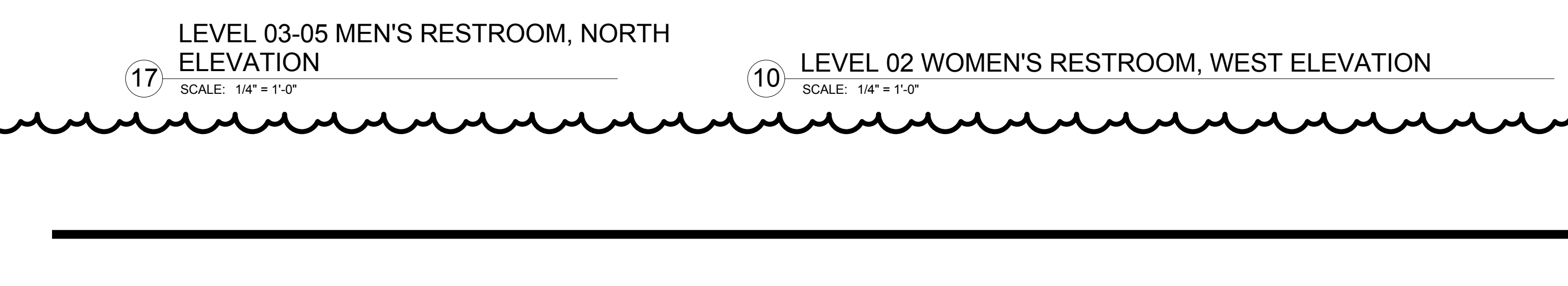
22 LEVEL 03-05 MEN'S RESTROOM, SOUTH ELEVATION  
SCALE: 1/4" = 1'-0"



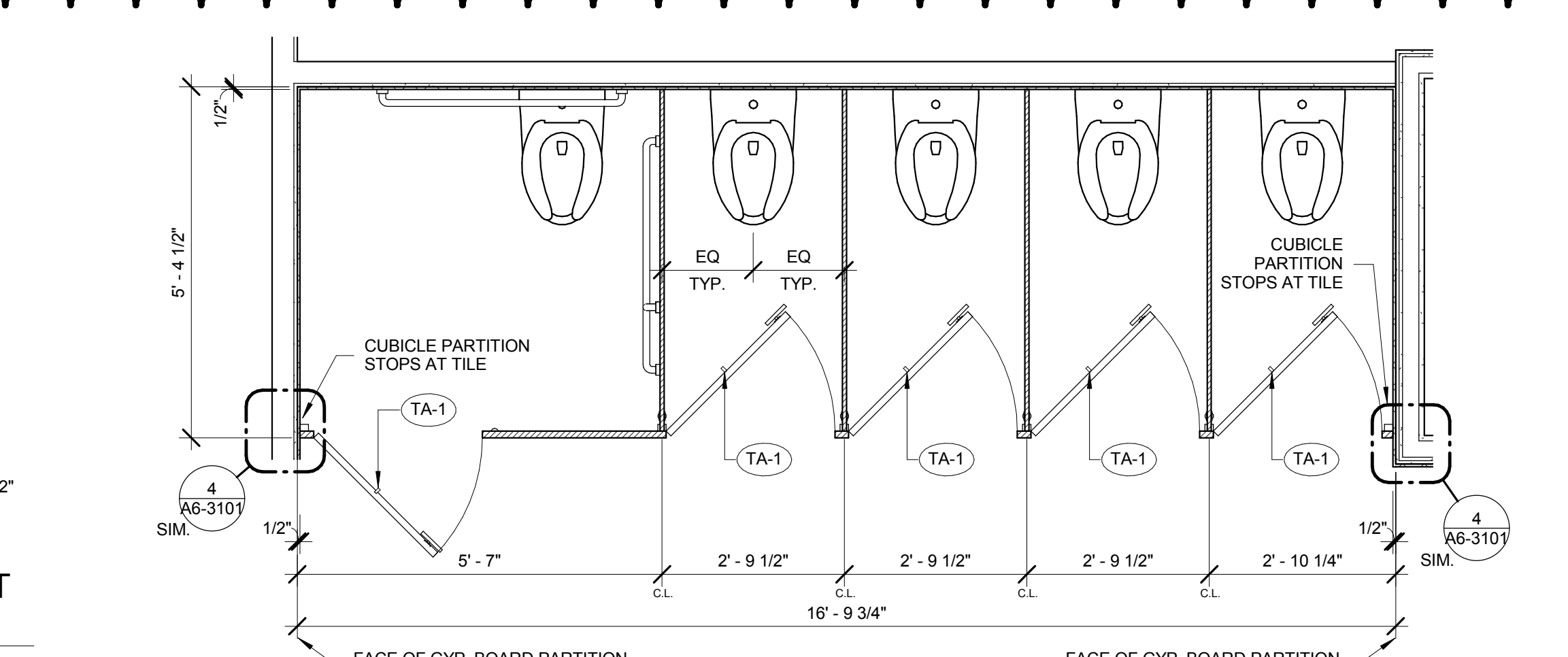
14 LEVEL 03-05 WOMEN'S RESTROOM, WEST ELEVATION  
SCALE: 1/4" = 1'-0"



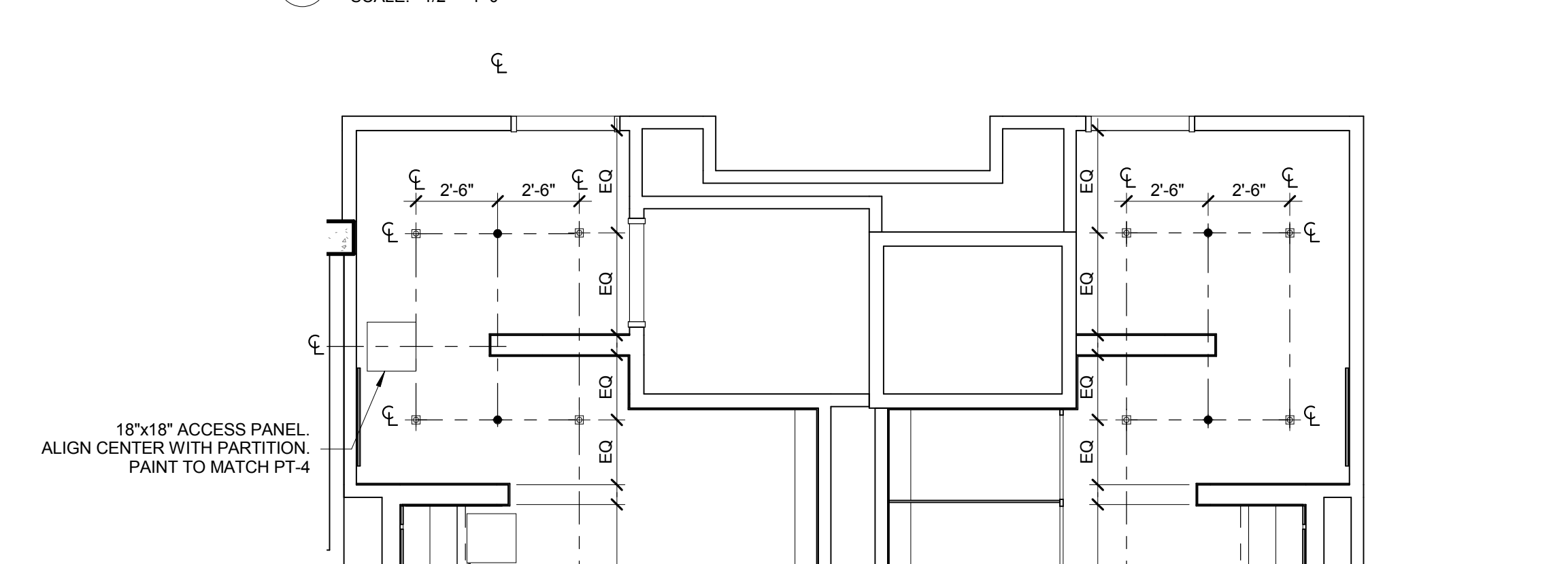
21 LEVEL 03-05 MEN'S RESTROOM, SOUTH ELEVATION  
SCALE: 1/4" = 1'-0"



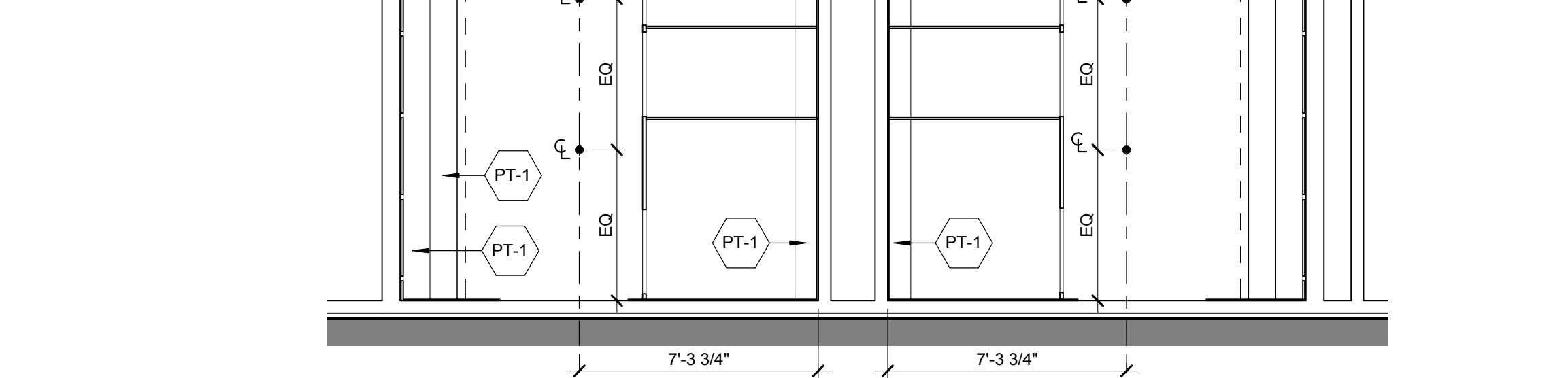
13 LEVEL 03-05 WOMEN'S RESTROOM, WEST ELEVATION  
SCALE: 1/4" = 1'-0"



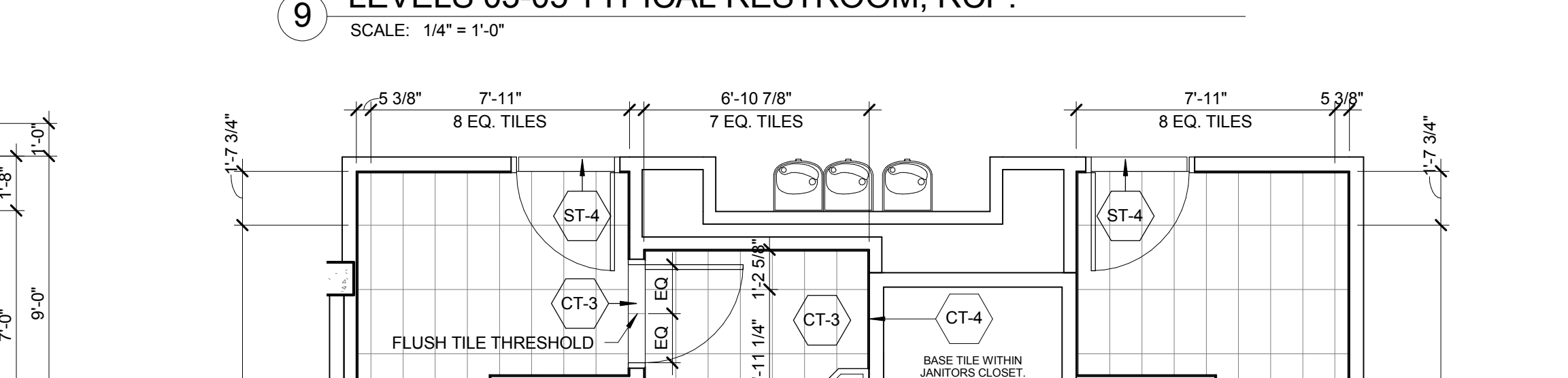
25 LEVELS 03-05 TYPICAL RESTROOM, RCP  
SCALE: 1/4" = 1'-0"



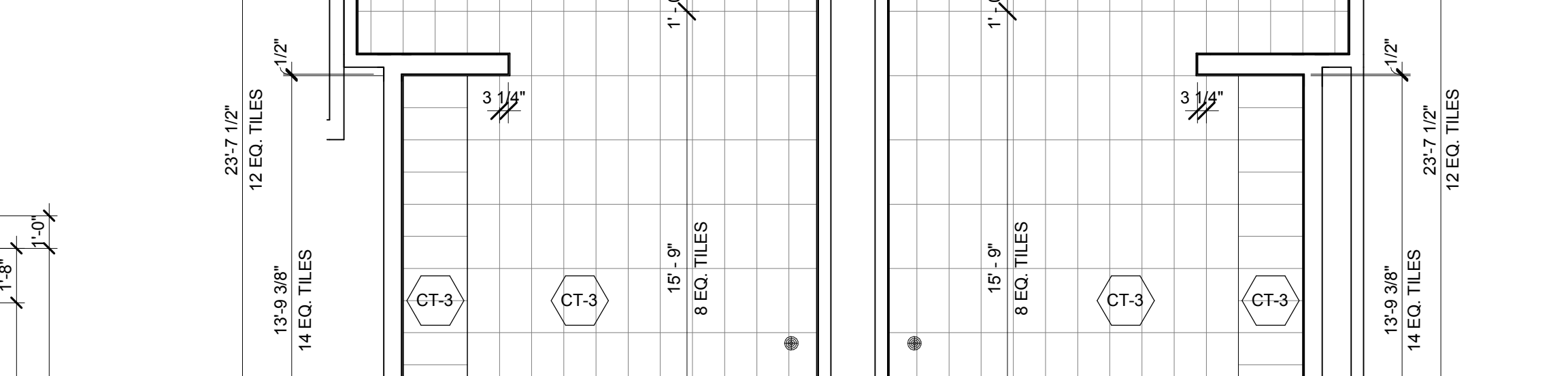
9 LEVELS 03-05 TYPICAL RESTROOM, RCP.  
SCALE: 1/4" = 1'-0"



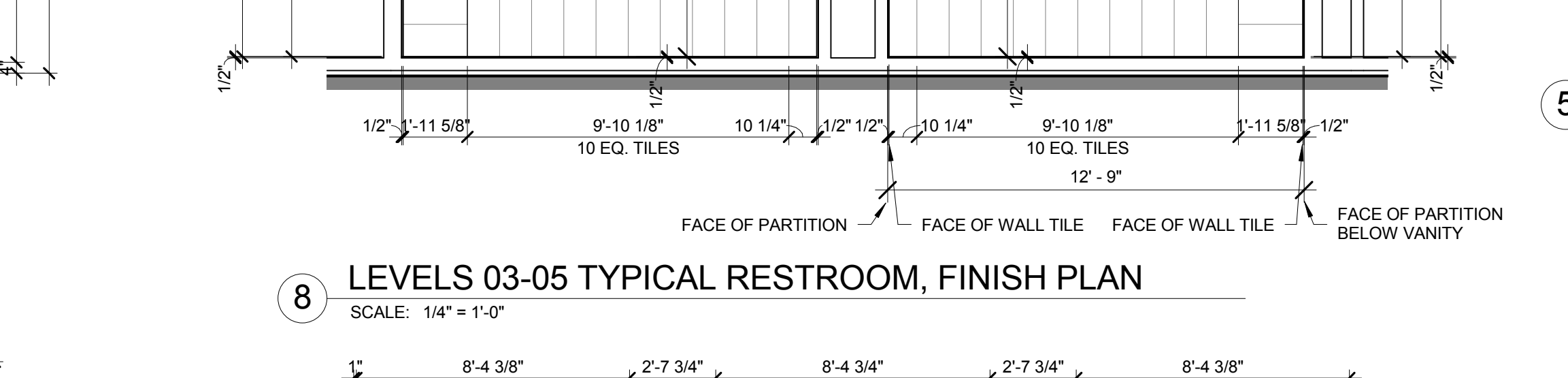
9 LEVELS 03-05 TYPICAL RESTROOM, RCP.  
SCALE: 1/4" = 1'-0"



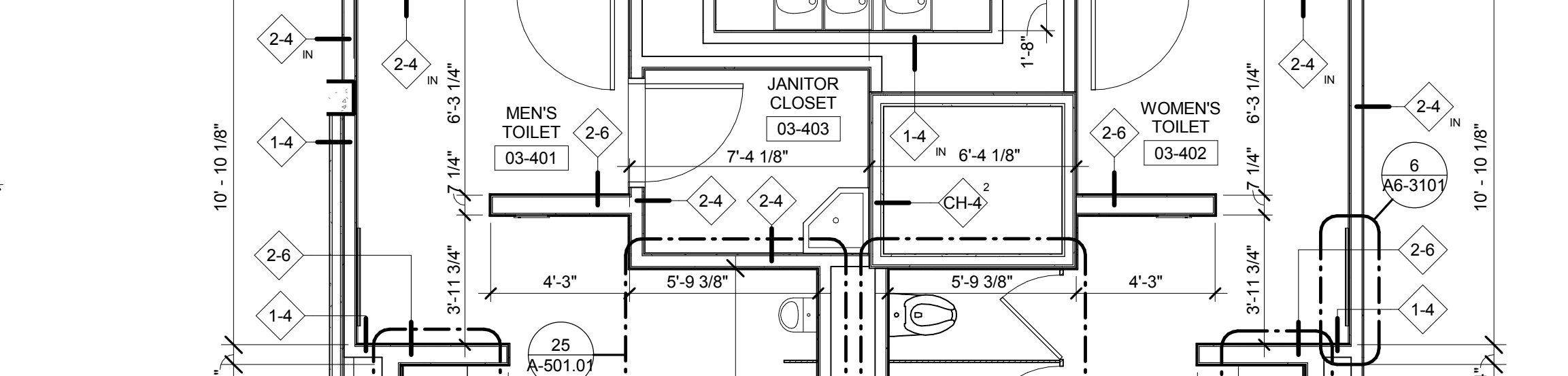
9 LEVELS 03-05 TYPICAL RESTROOM, RCP.  
SCALE: 1/4" = 1'-0"



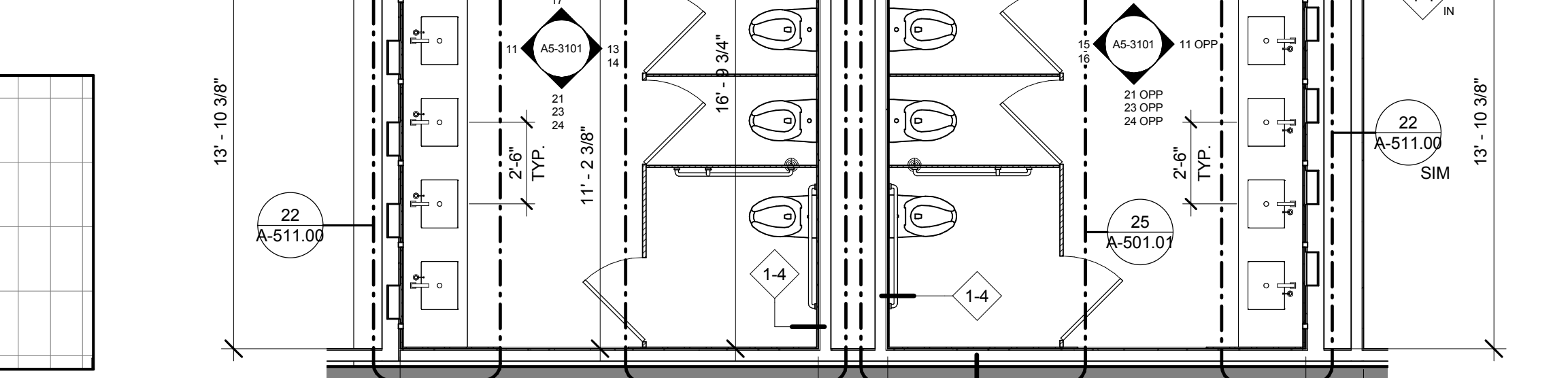
9 LEVELS 03-05 TYPICAL RESTROOM, RCP.  
SCALE: 1/4" = 1'-0"



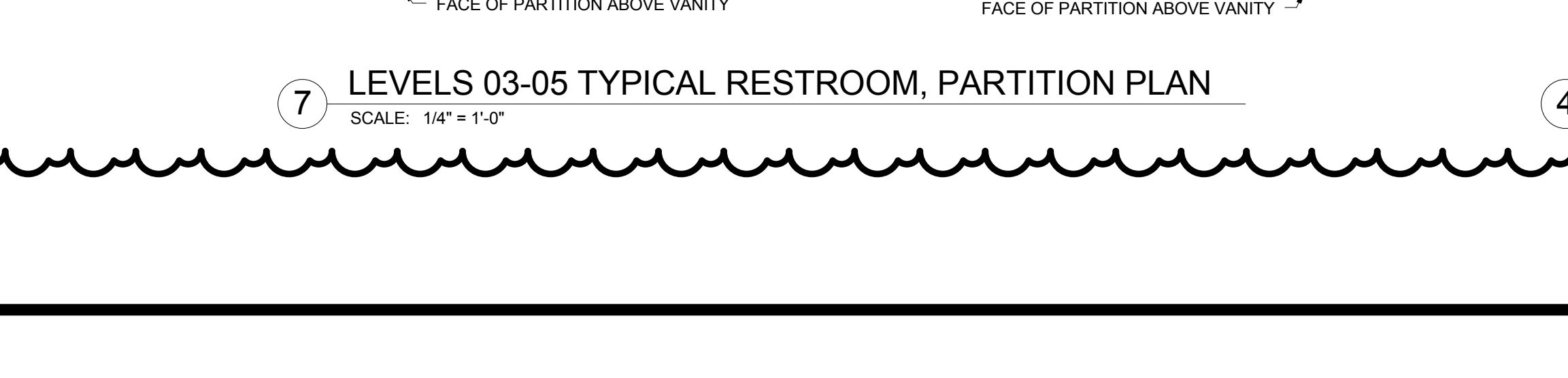
9 LEVELS 03-05 TYPICAL RESTROOM, RCP.  
SCALE: 1/4" = 1'-0"



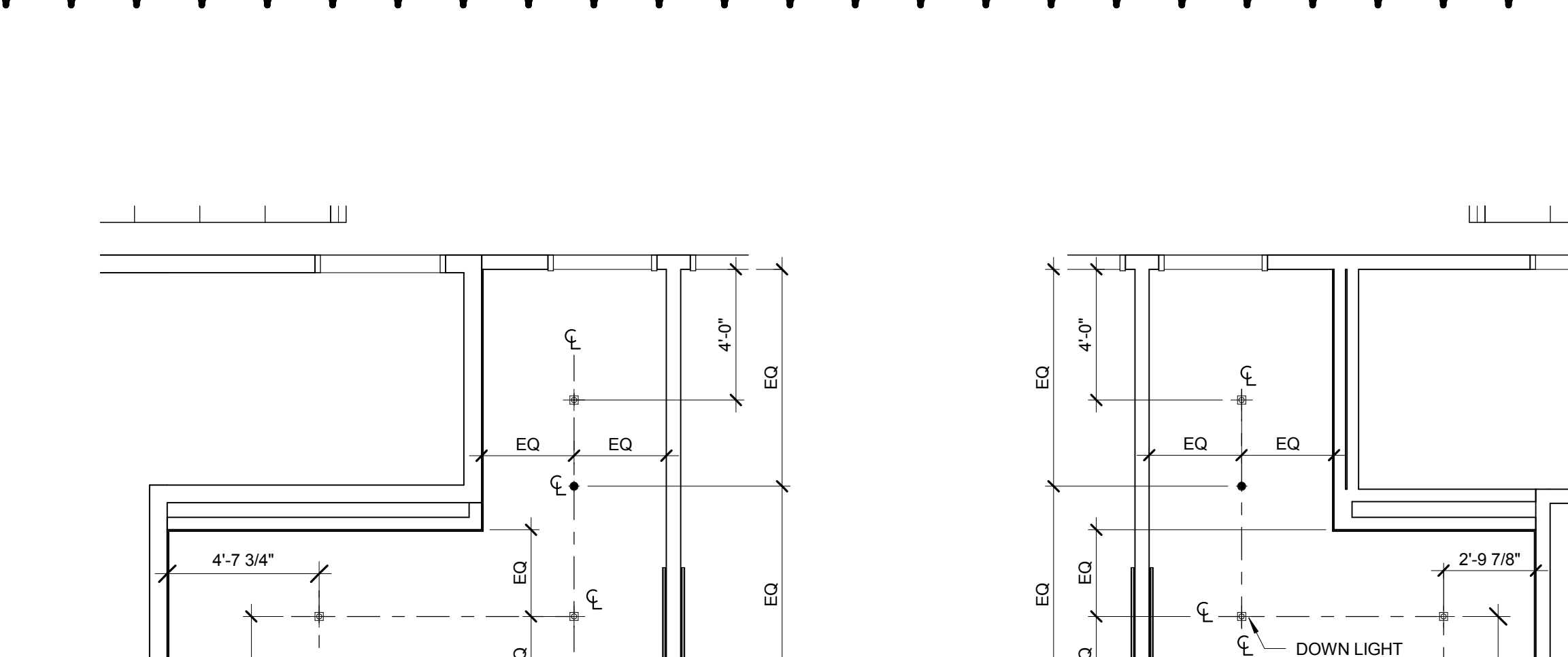
9 LEVELS 03-05 TYPICAL RESTROOM, RCP.  
SCALE: 1/4" = 1'-0"



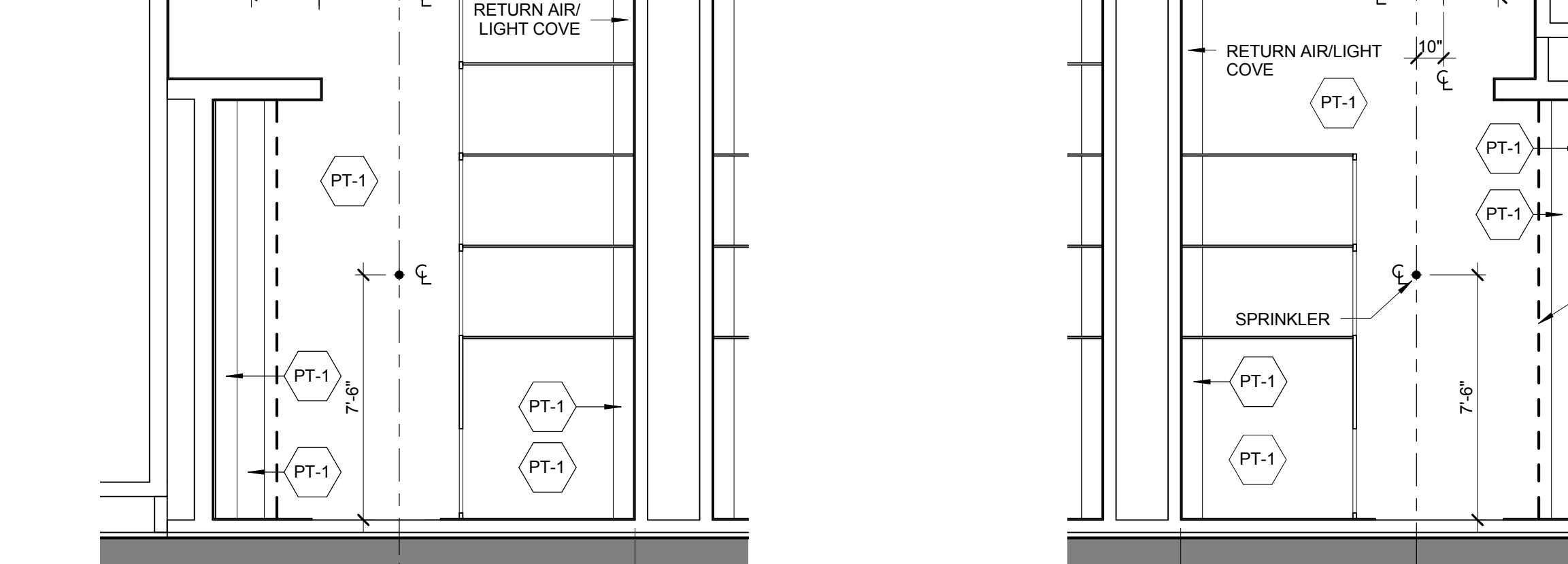
9 LEVELS 03-05 TYPICAL RESTROOM, RCP.  
SCALE: 1/4" = 1'-0"



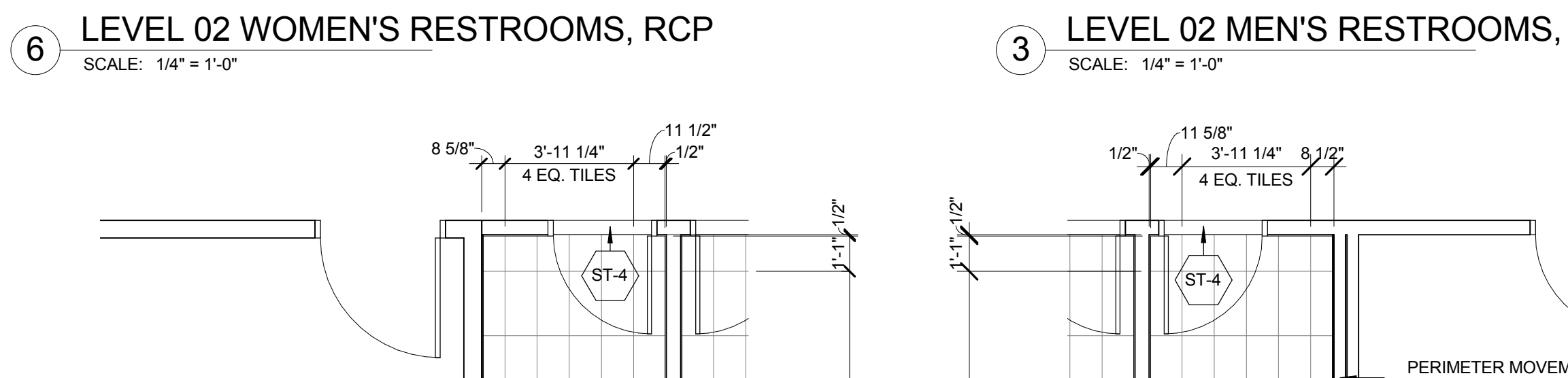
9 LEVELS 03-05 TYPICAL RESTROOM, RCP.  
SCALE: 1/4" = 1'-0"



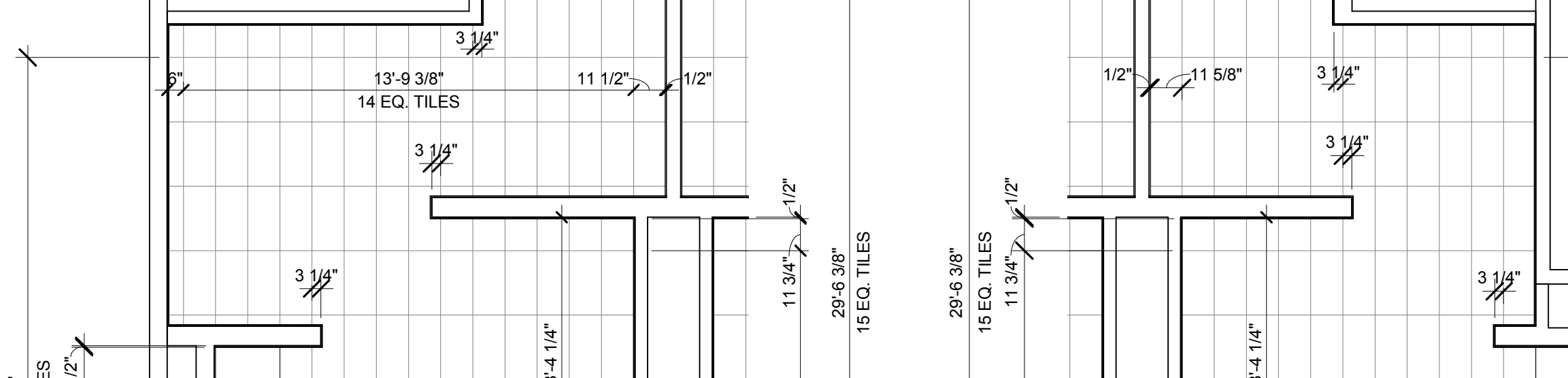
6 LEVEL 02 WOMEN'S RESTROOMS, RCP  
SCALE: 1/4" = 1'-0"



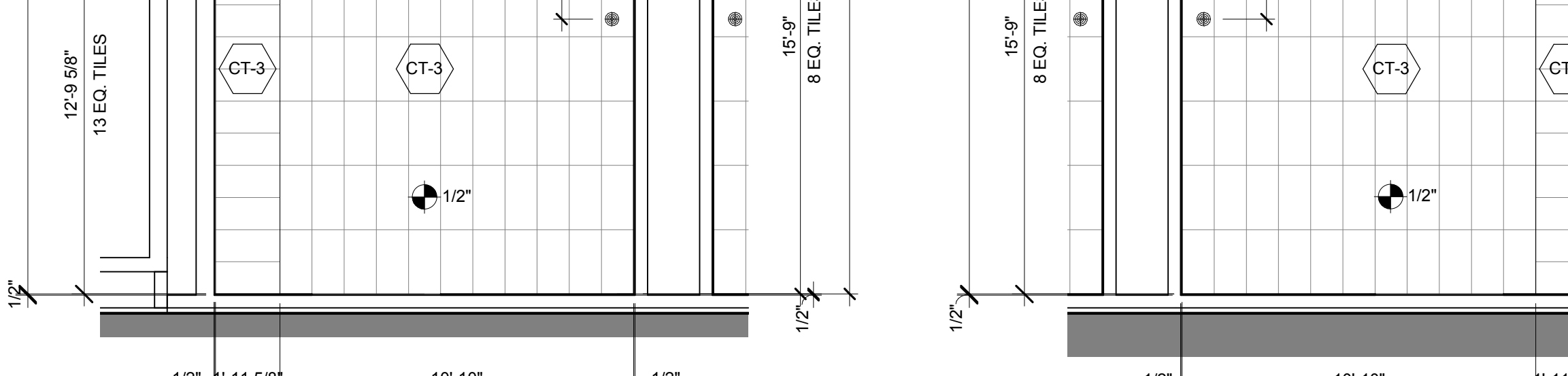
6 LEVEL 02 WOMEN'S RESTROOMS, RCP  
SCALE: 1/4" = 1'-0"



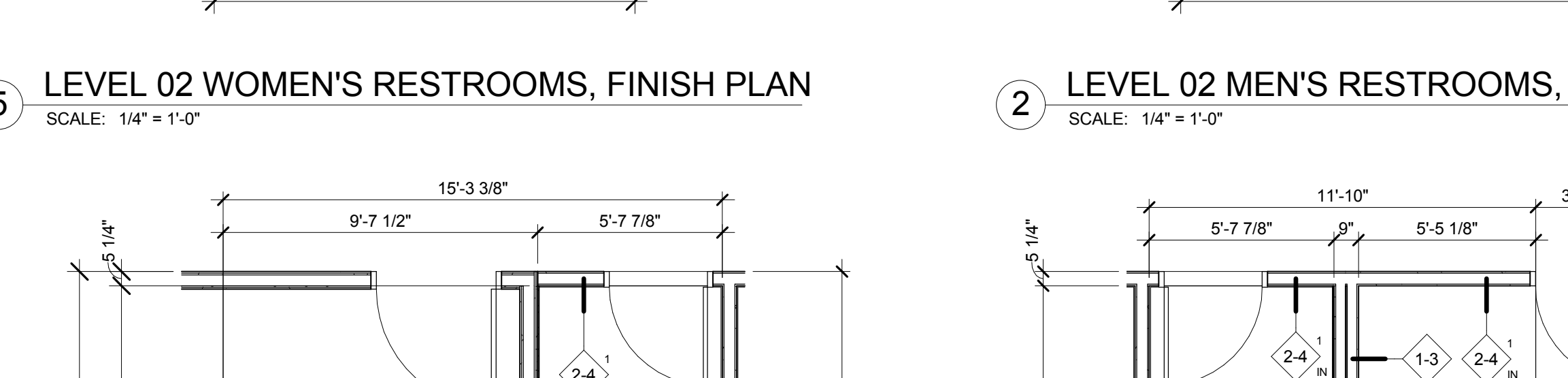
6 LEVEL 02 WOMEN'S RESTROOMS, RCP  
SCALE: 1/4" = 1'-0"



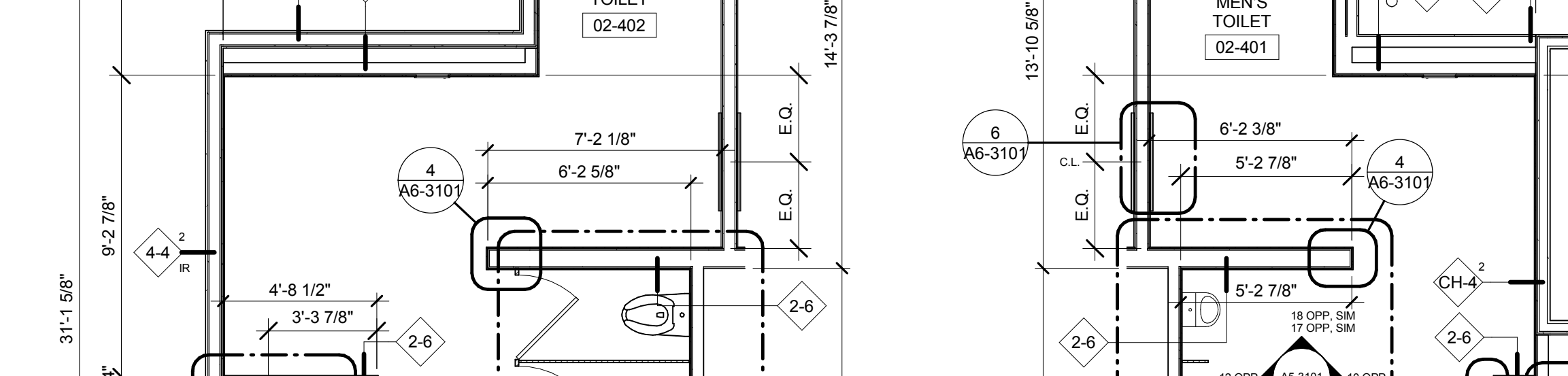
6 LEVEL 02 WOMEN'S RESTROOMS, RCP  
SCALE: 1/4" = 1'-0"



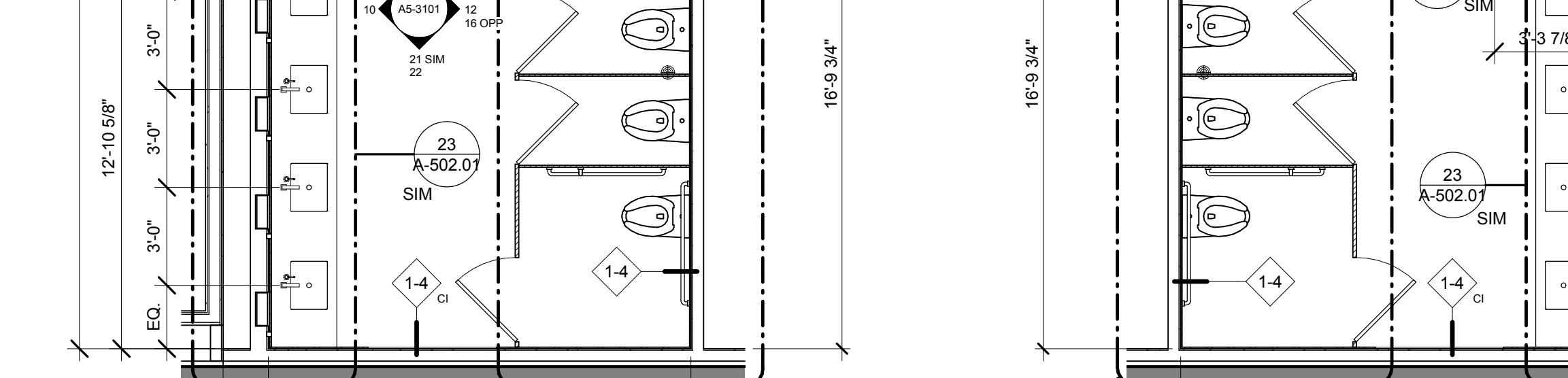
6 LEVEL 02 WOMEN'S RESTROOMS, RCP  
SCALE: 1/4" = 1'-0"



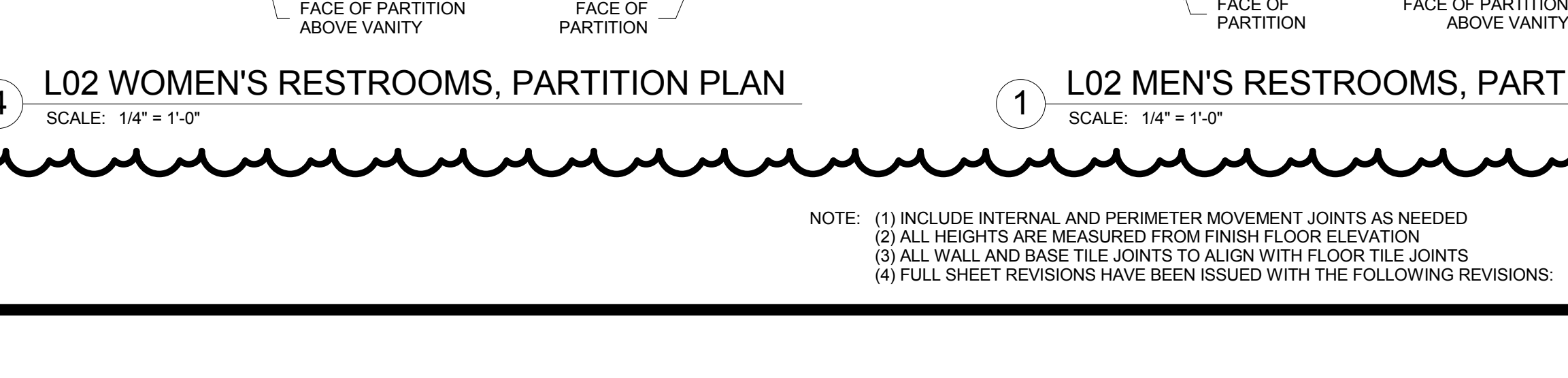
6 LEVEL 02 WOMEN'S RESTROOMS, RCP  
SCALE: 1/4" = 1'-0"




6 LEVEL 02 WOMEN'S RESTROOMS, RCP  
SCALE: 1/4" = 1'-0"



6 LEVEL 02 WOMEN'S RESTROOMS, RCP  
SCALE: 1/4" = 1'-0"




6 LEVEL 02 WOMEN'S RESTROOMS, RCP  
SCALE: 1/4" = 1'-0"



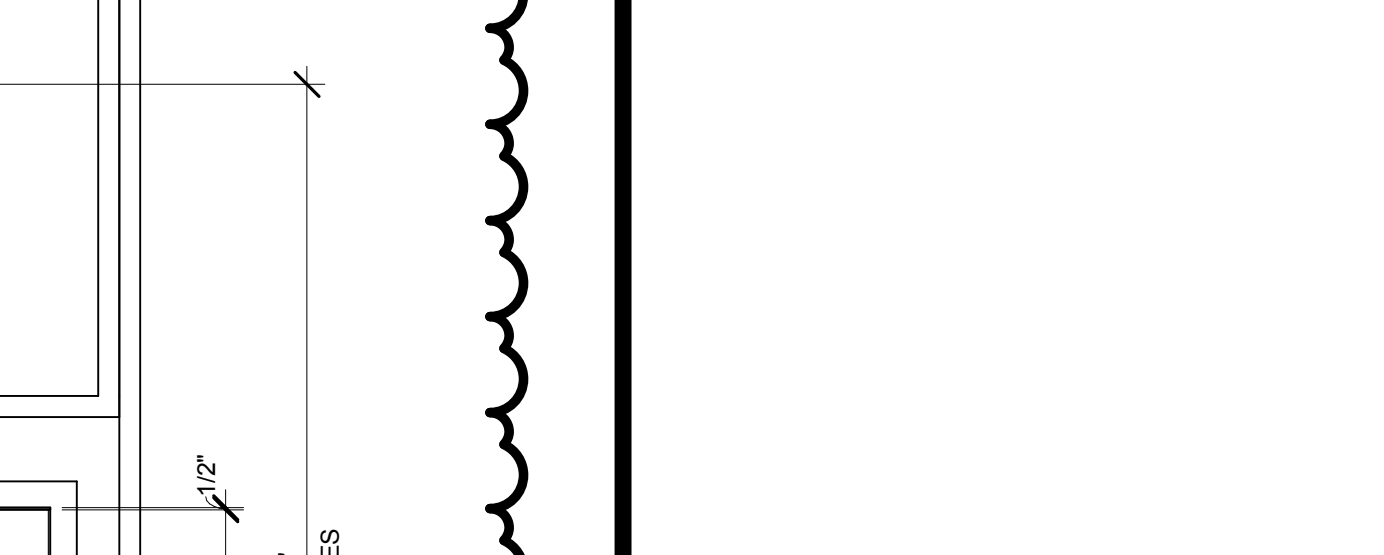
3 LEVEL 02 MEN'S RESTROOMS, RCP  
SCALE: 1/4" = 1'-0"



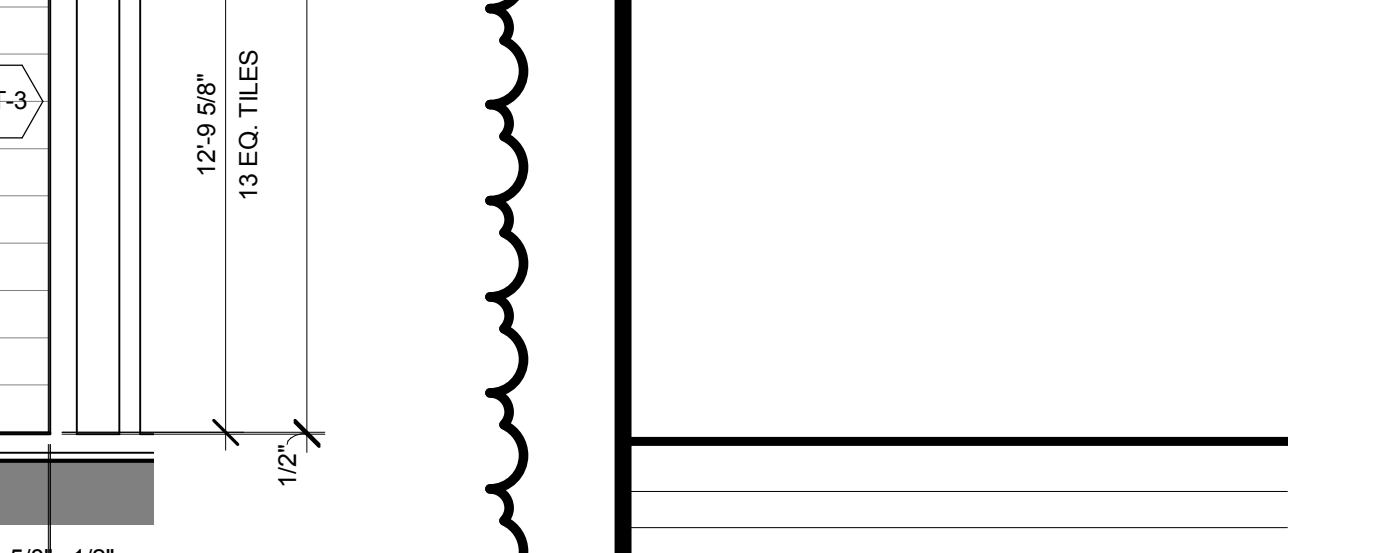
3 LEVEL 02 MEN'S RESTROOMS, RCP  
SCALE: 1/4" = 1'-0"




3 LEVEL 02 MEN'S RESTROOMS, RCP  
SCALE: 1/4" = 1'-0"



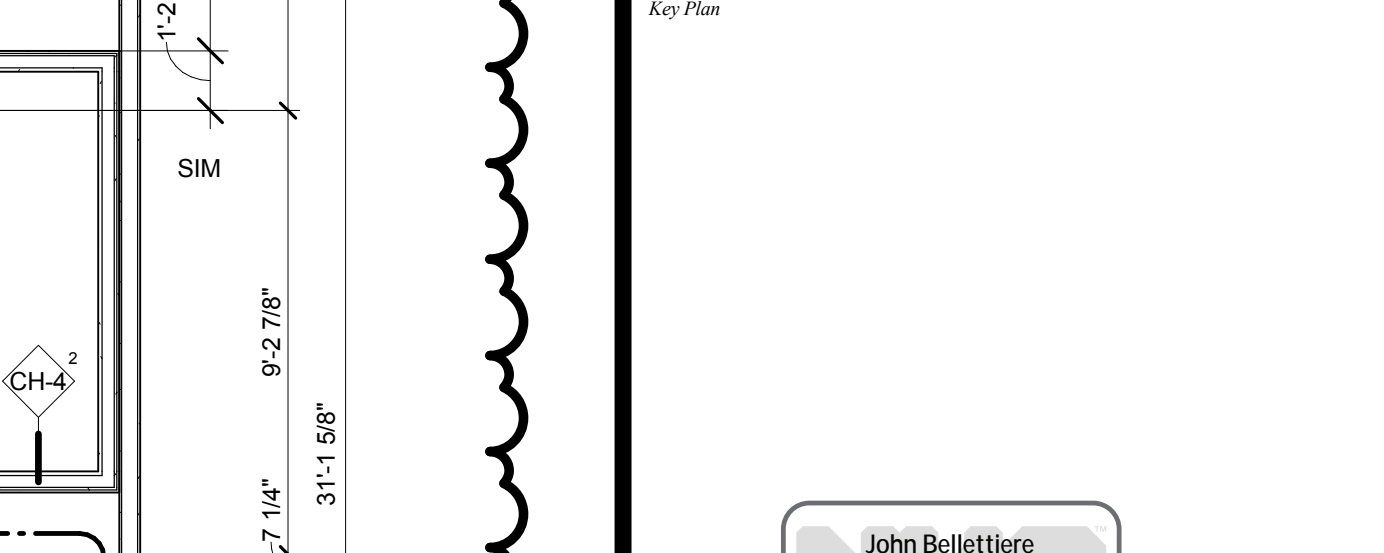
3 LEVEL 02 MEN'S RESTROOMS, RCP  
SCALE: 1/4" = 1'-0"




3 LEVEL 02 MEN'S RESTROOMS, RCP  
SCALE: 1/4" = 1'-0"



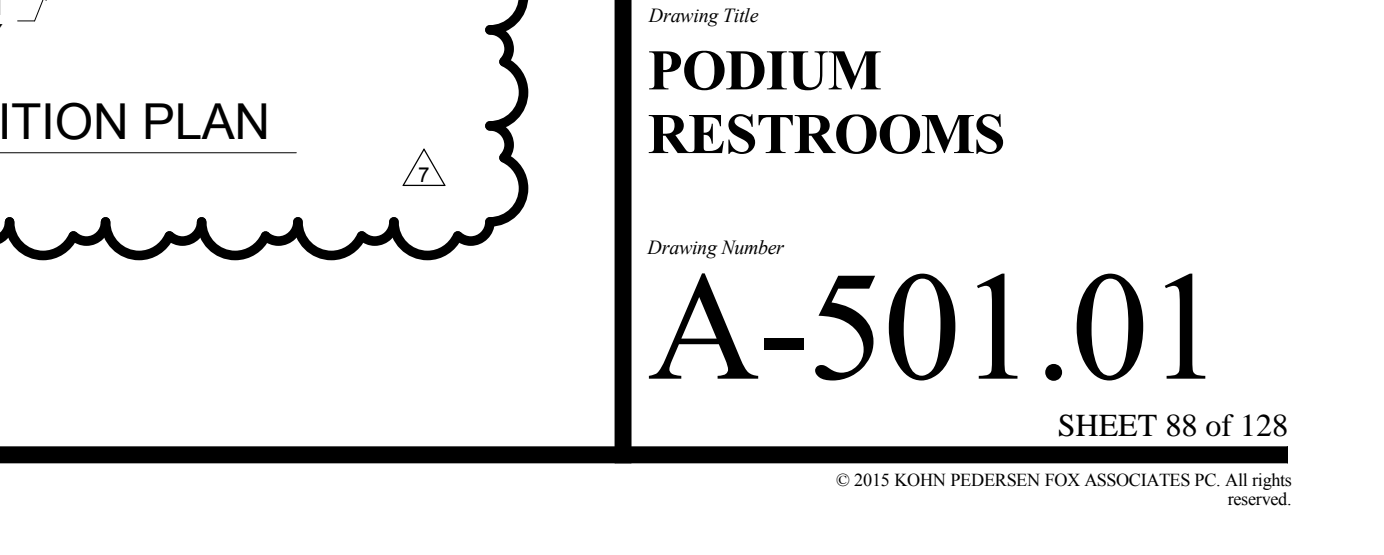
3 LEVEL 02 MEN'S RESTROOMS, RCP  
SCALE: 1/4" = 1'-0"



3 LEVEL 02 MEN'S RESTROOMS, RCP  
SCALE: 1/4" = 1'-0"

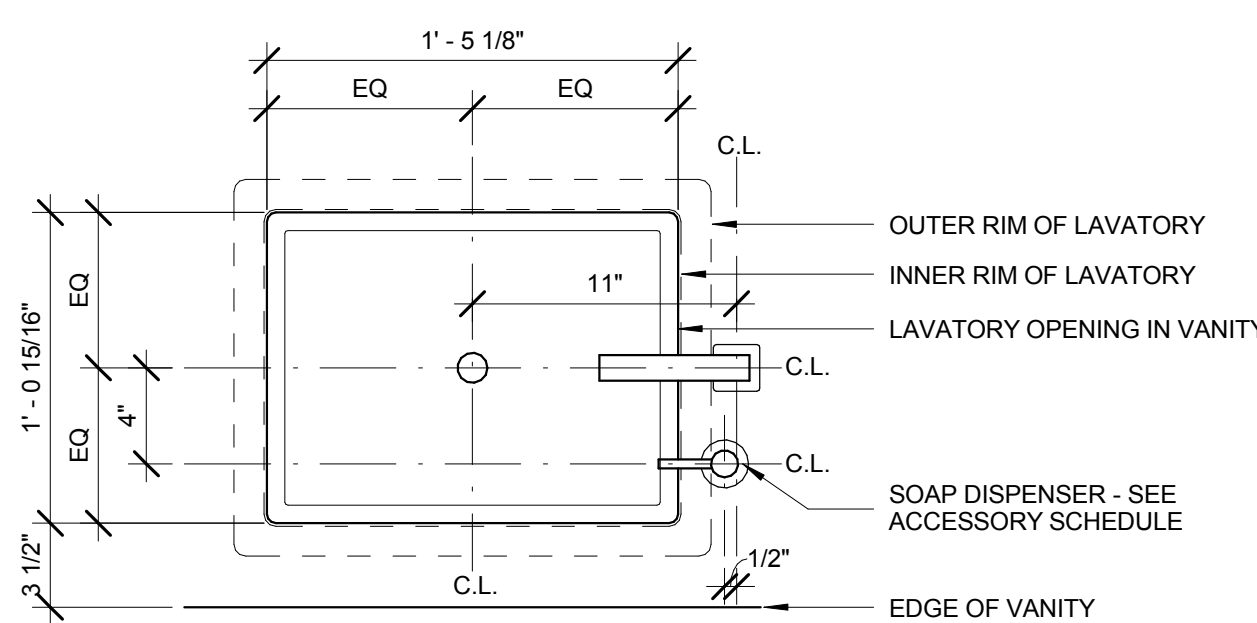


3 LEVEL 02 MEN'S RESTROOMS, RCP  
SCALE: 1/4" = 1'-0"

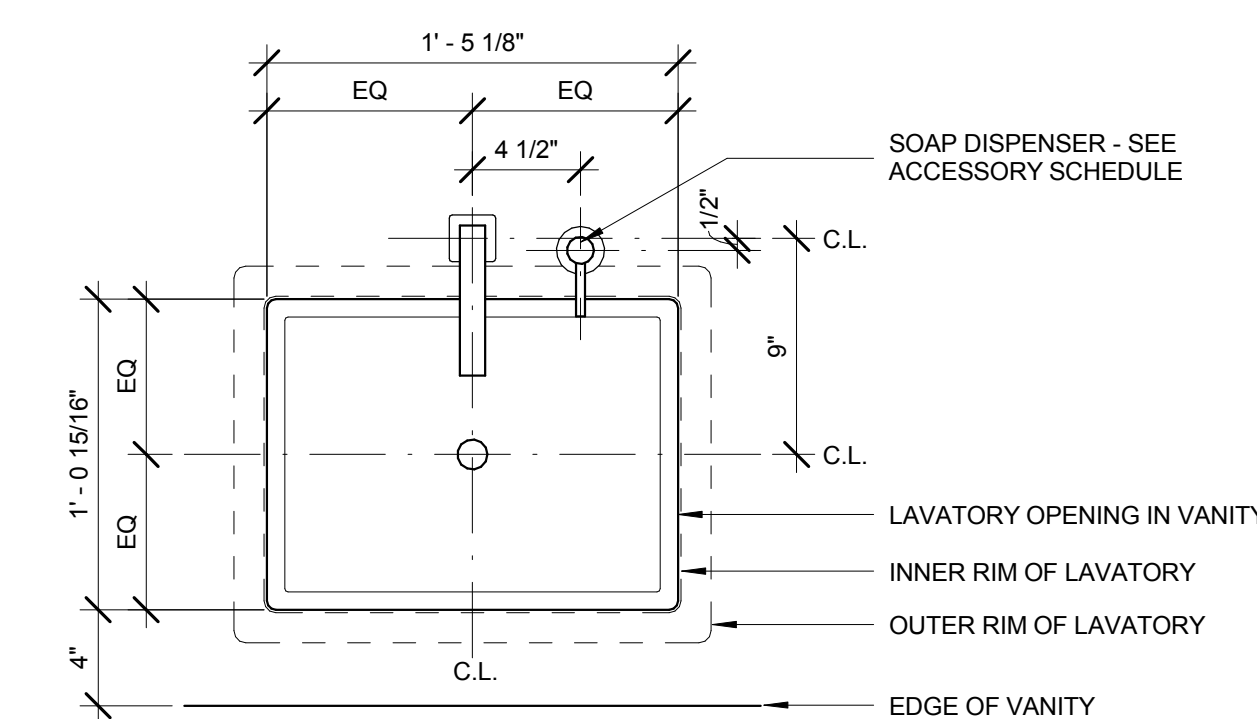


3 LEVEL 02 MEN'S RESTROOMS, RCP  
SCALE: 1/4" = 1'-0"

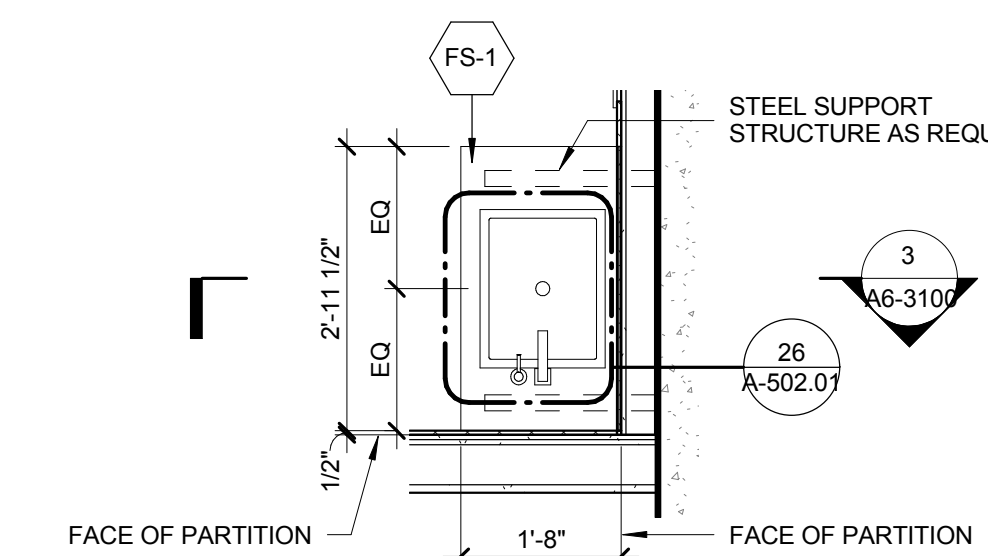




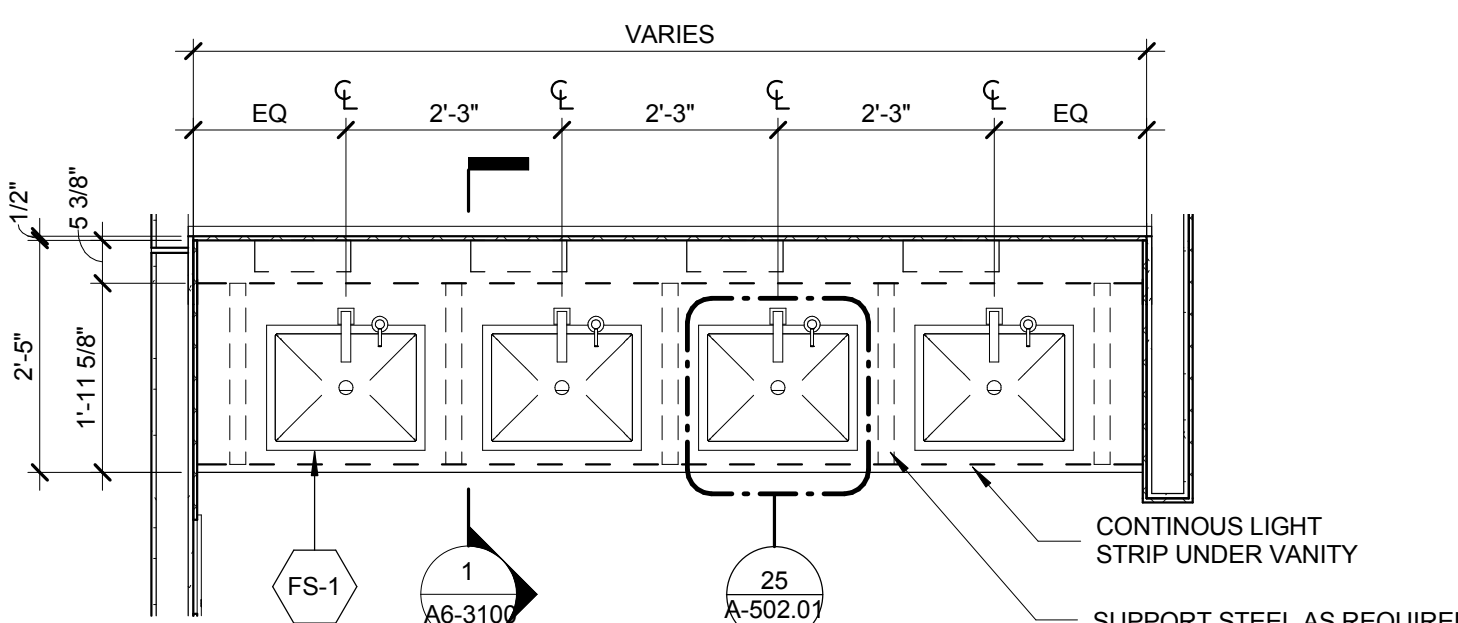
26 ENLARGED ADA LAVATORY PLAN  
SCALE: 1/12" = 1'-0"



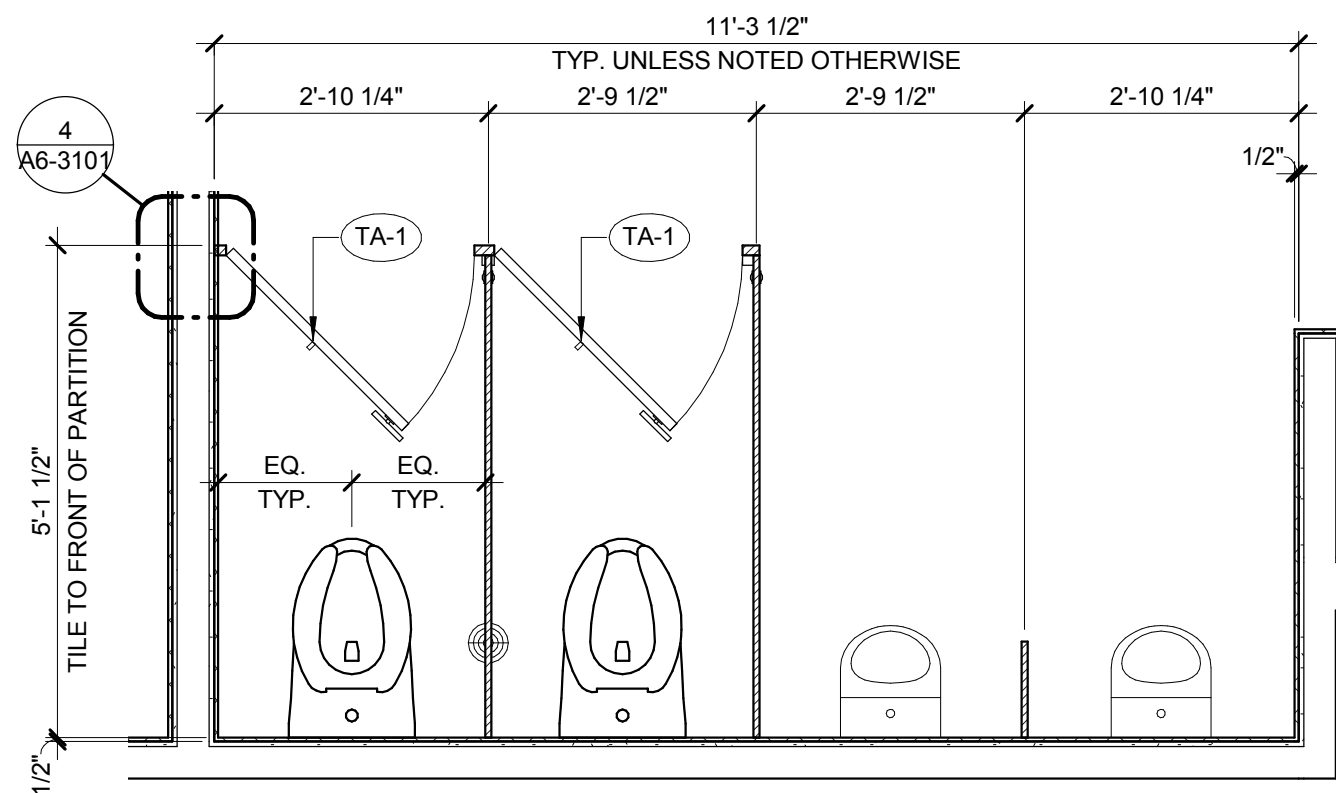
25 ENLARGED TYPICAL LAVATORY PLAN  
SCALE: 1/12" = 1'-0"



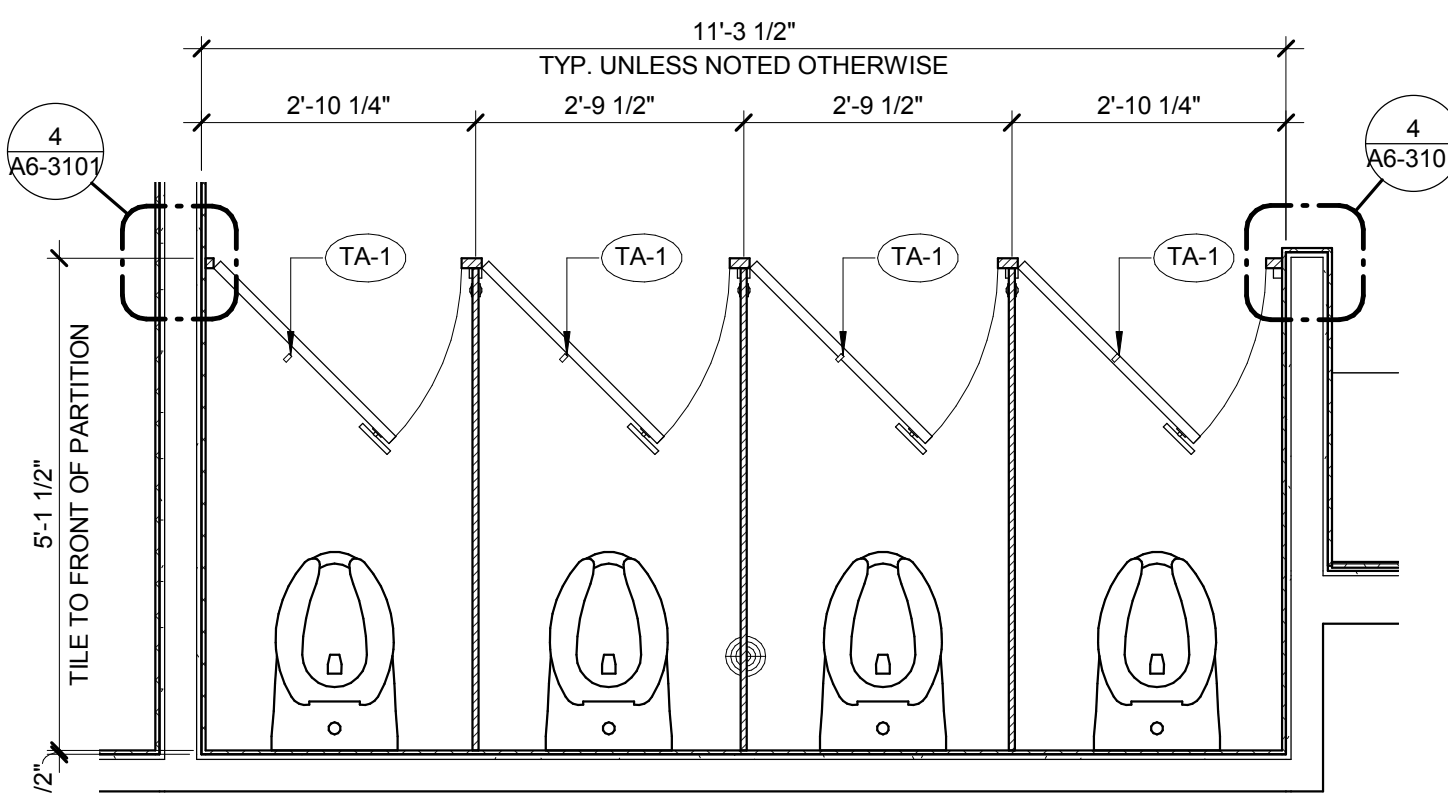
24 ENLARGED TYPICAL RESTROOM VANITY PLAN, L06-28, ADA STALL  
SCALE: 1/12" = 1'-0"



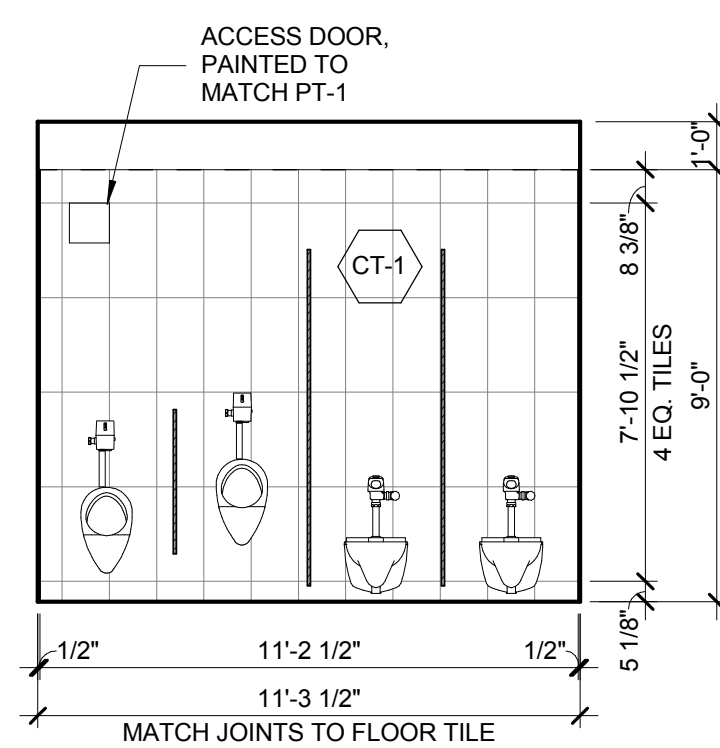
23 ENLARGED TYPICAL RESTROOM VANITY PLAN, L06-28  
SCALE: 1/12" = 1'-0"



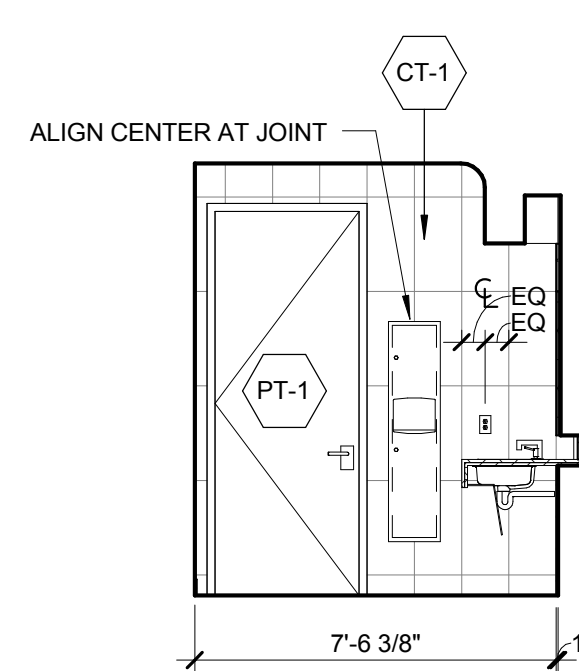
27 ENLARGED TYPICAL MEN'S FIXTURE PLAN, L06-32  
SCALE: 1/12" = 1'-0"



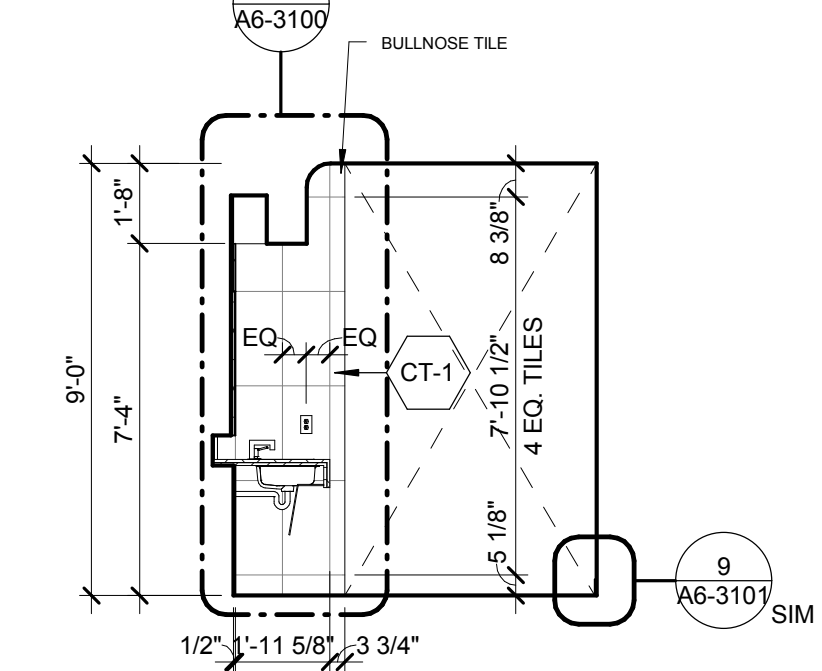
22 ENLARGED TYPICAL WOMEN'S FIXTURE PLAN, L06-32  
SCALE: 1/12" = 1'-0"



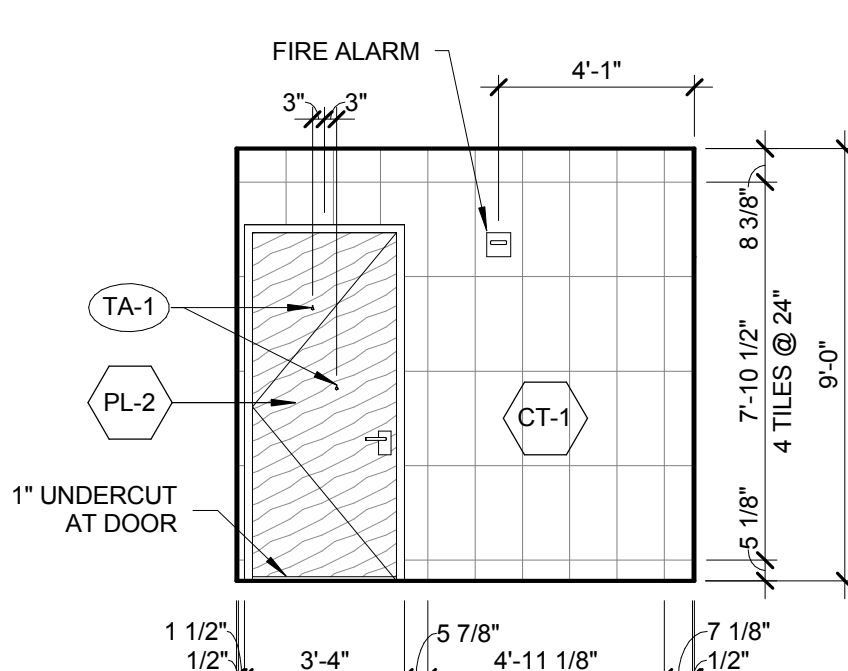
21 RESTROOM INTERIOR ELEVATION, MEN'S, L06-28  
SCALE: 1/4" = 1'-0"



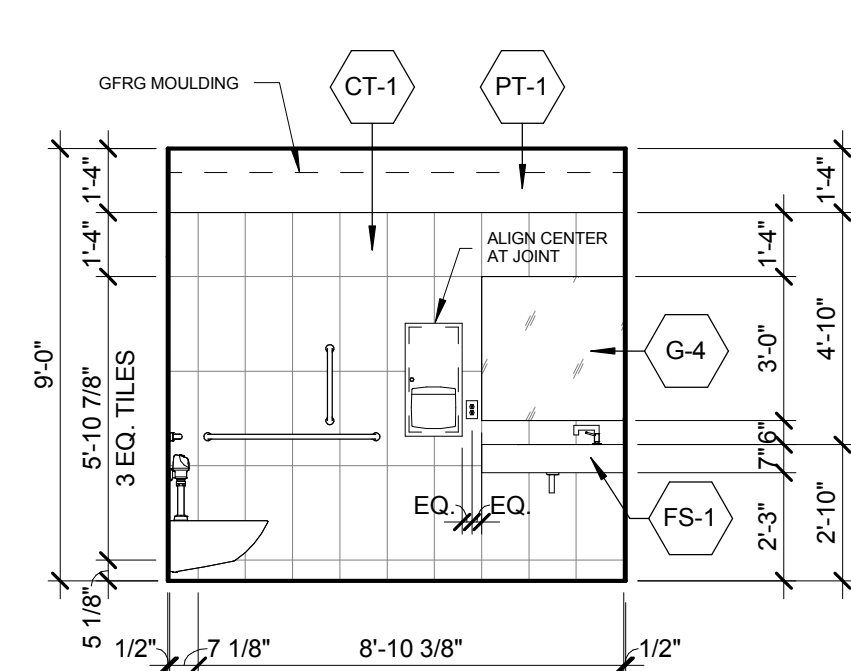
20 RESTROOM INTERIOR ELEVATION, MEN'S, L06-28  
SCALE: 1/4" = 1'-0"



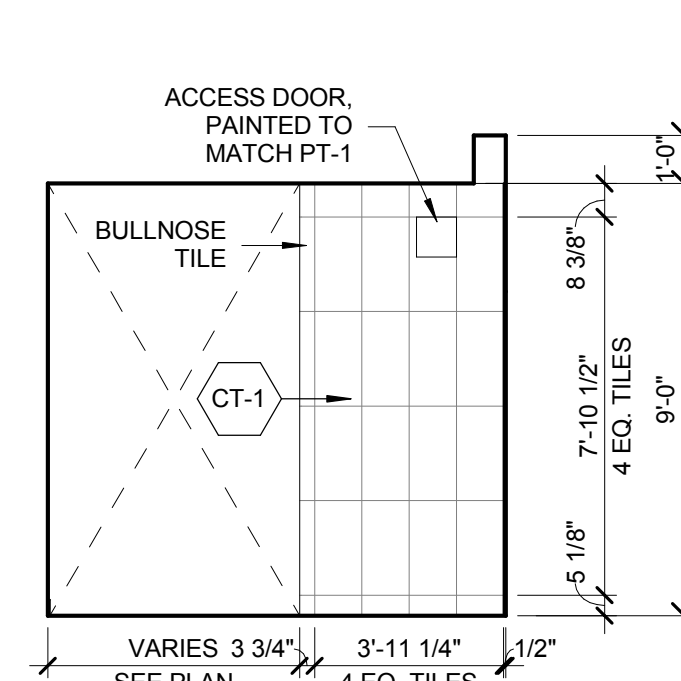
19 RESTROOM INTERIOR ELEVATION, MEN'S, L06-28  
SCALE: 1/4" = 1'-0"



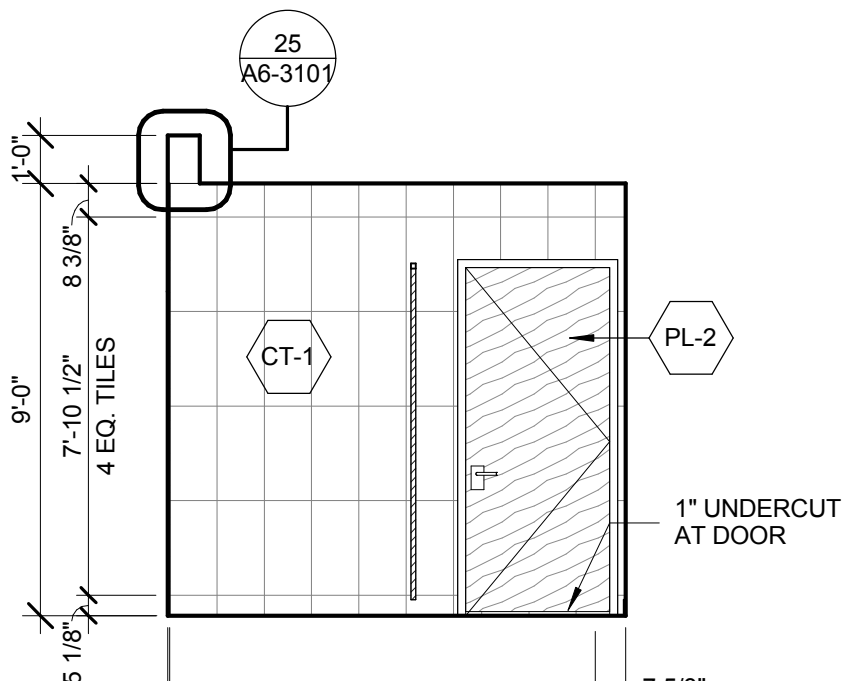
18 RESTROOM INTERIOR ELEVATION, MEN'S, L06-28  
SCALE: 1/4" = 1'-0"



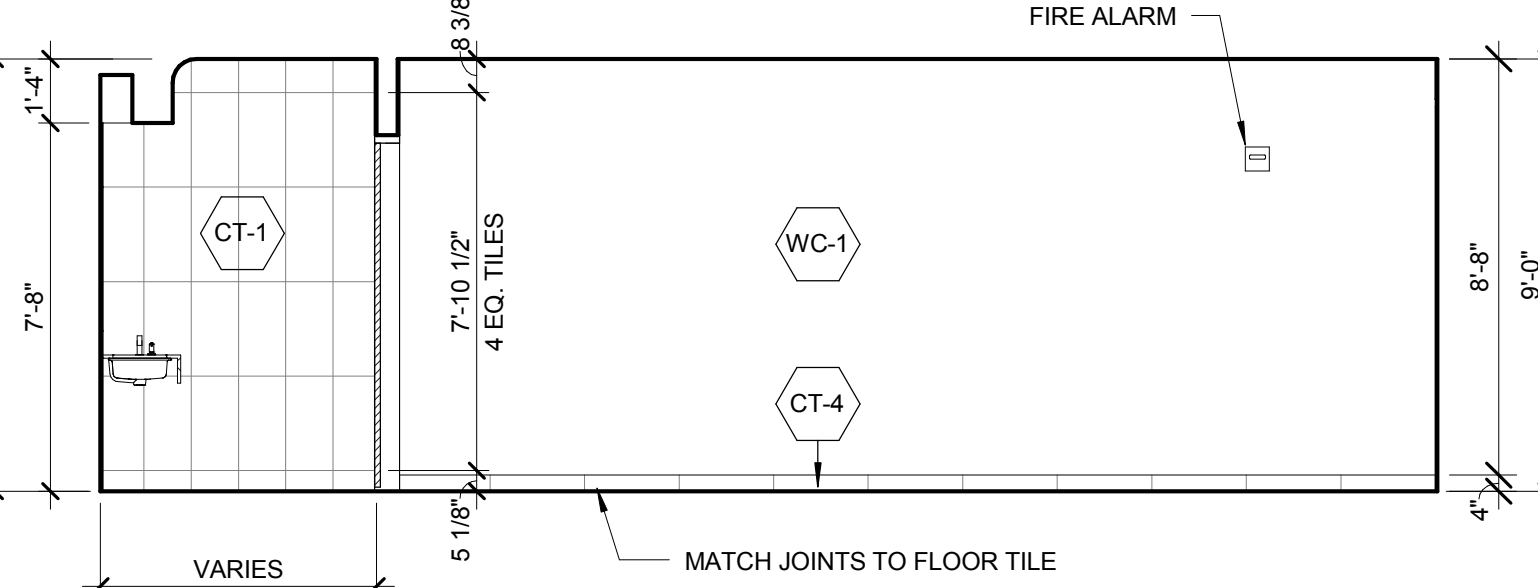
17 RESTROOM INTERIOR ELEVATION, MEN'S, L06-28  
SCALE: 1/4" = 1'-0"



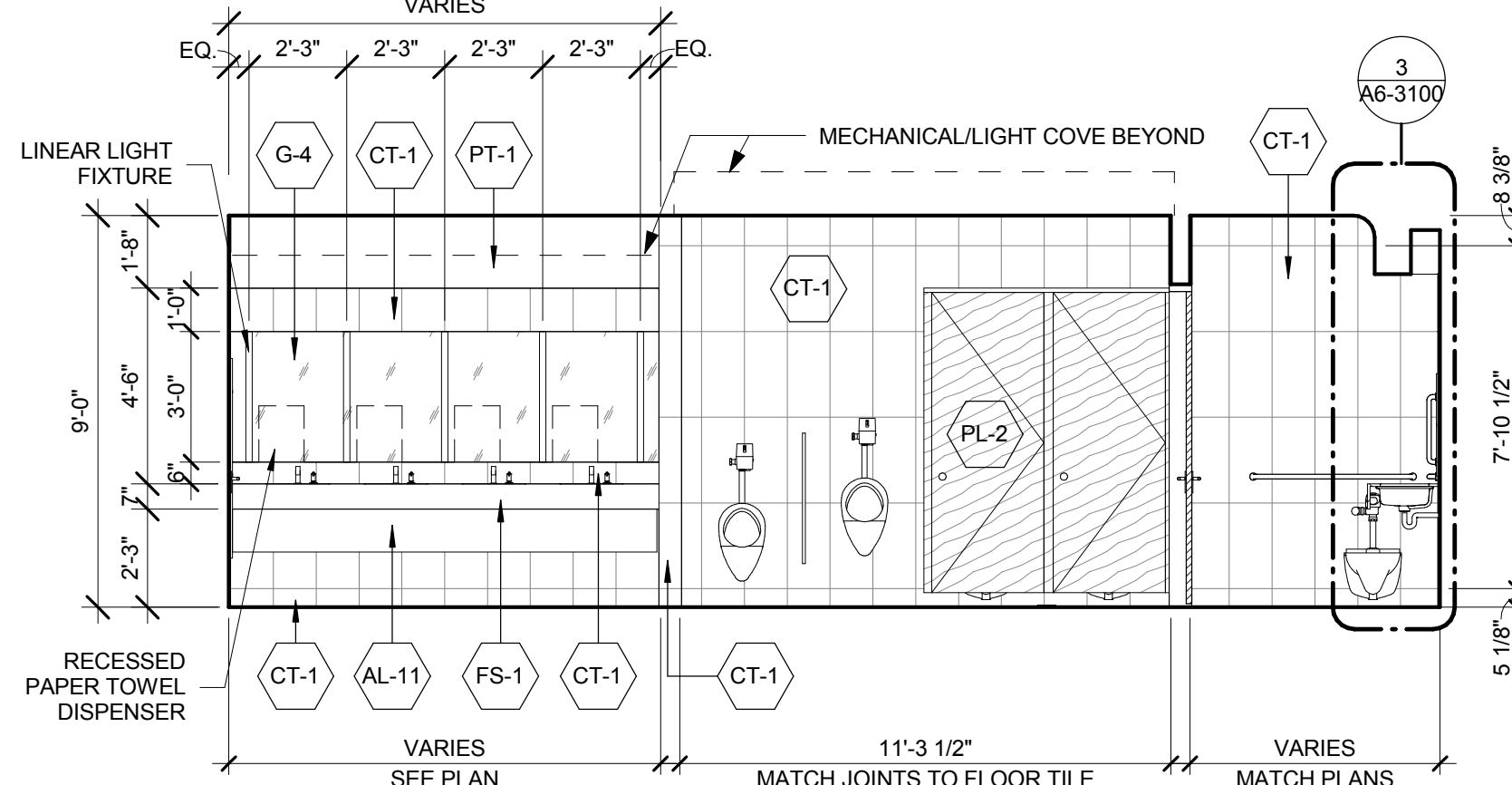
16 RESTROOM INTERIOR ELEVATION, MEN'S, L06-28  
SCALE: 1/4" = 1'-0"



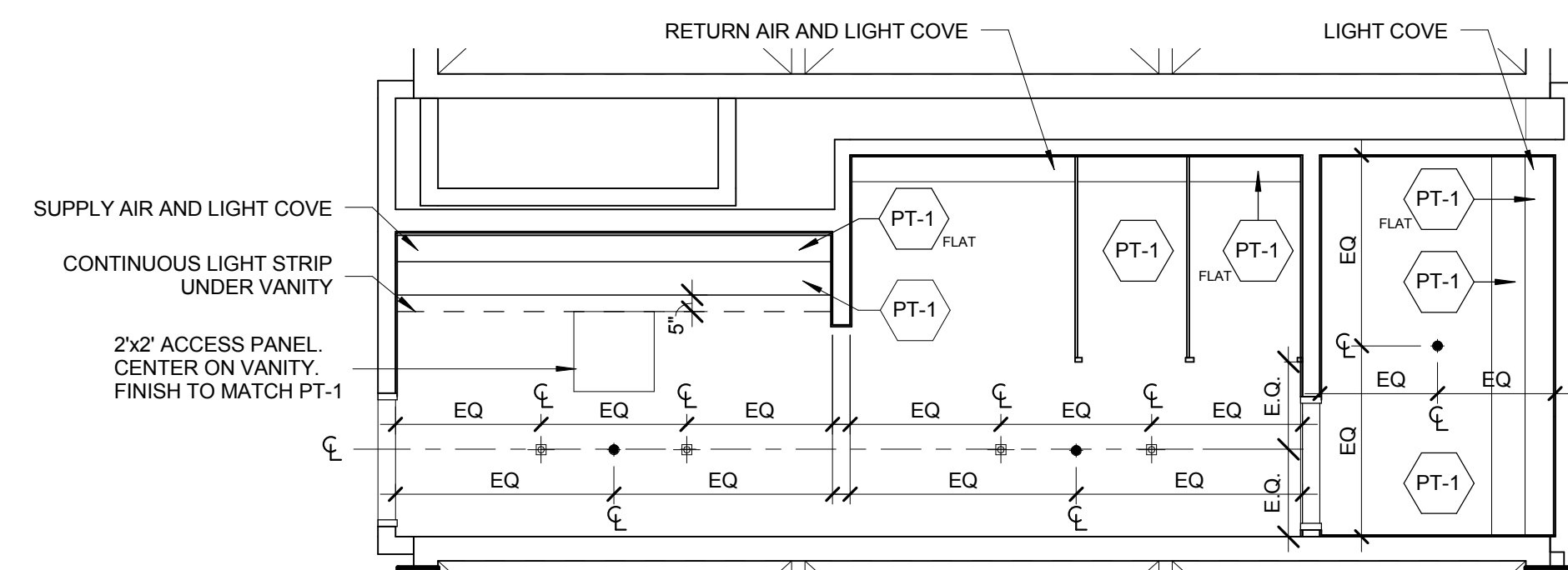
15 RESTROOM INTERIOR ELEVATION, MEN'S, L06-28  
SCALE: 1/4" = 1'-0"



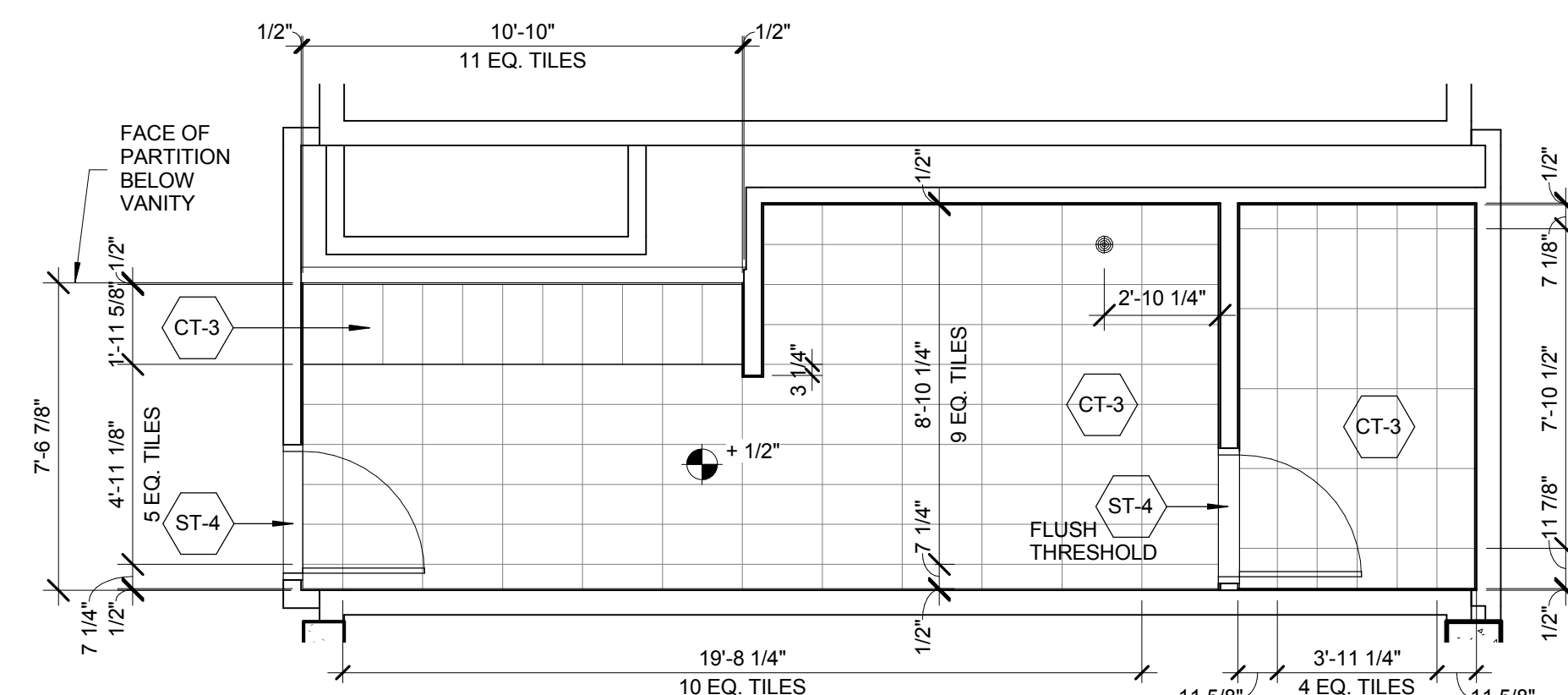
14 RESTROOM INTERIOR ELEVATION, MEN'S, L06-28  
SCALE: 1/4" = 1'-0"



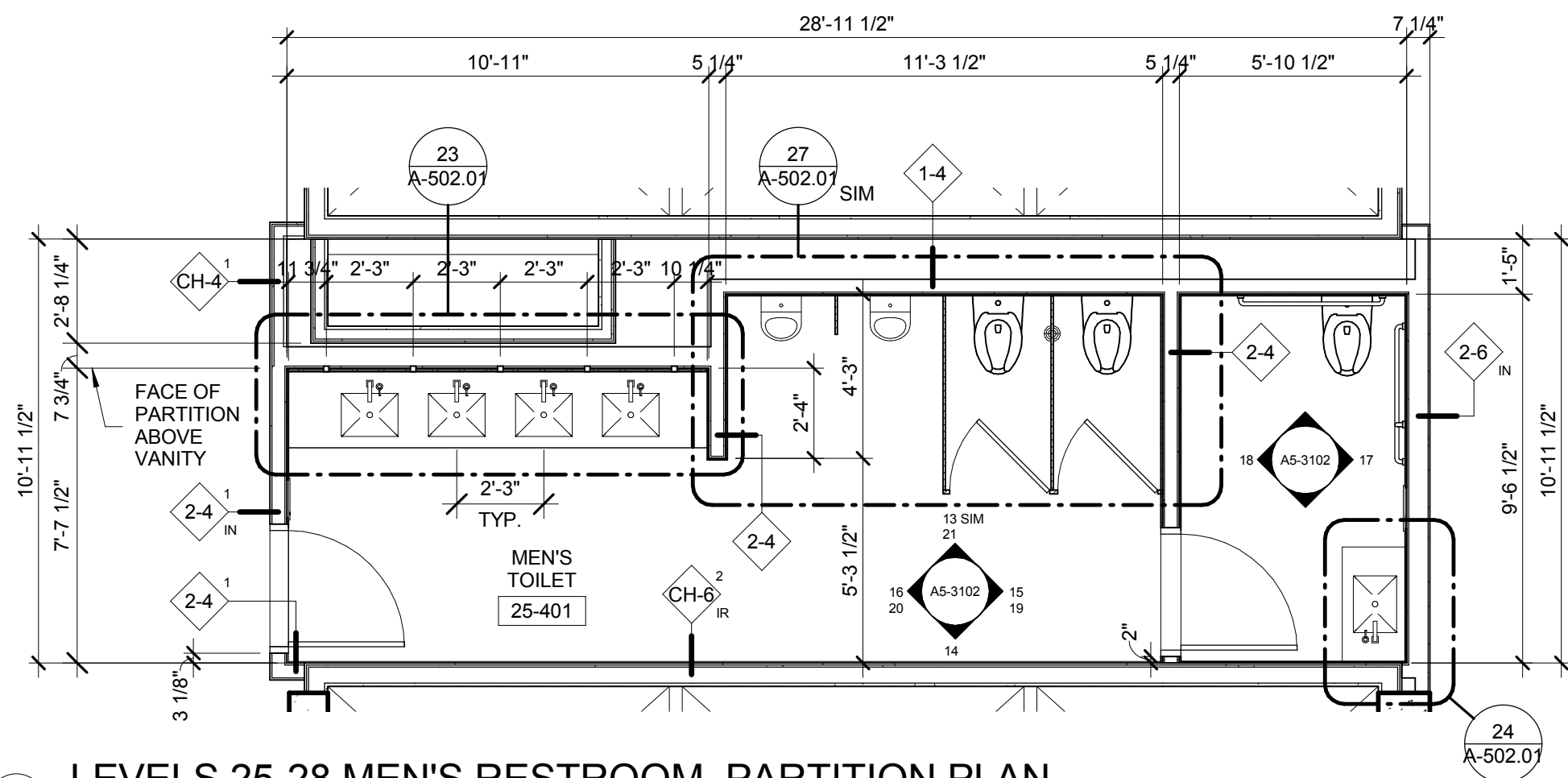
13 RESTROOM INTERIOR ELEVATION, MEN'S, L06-28  
SCALE: 1/4" = 1'-0"



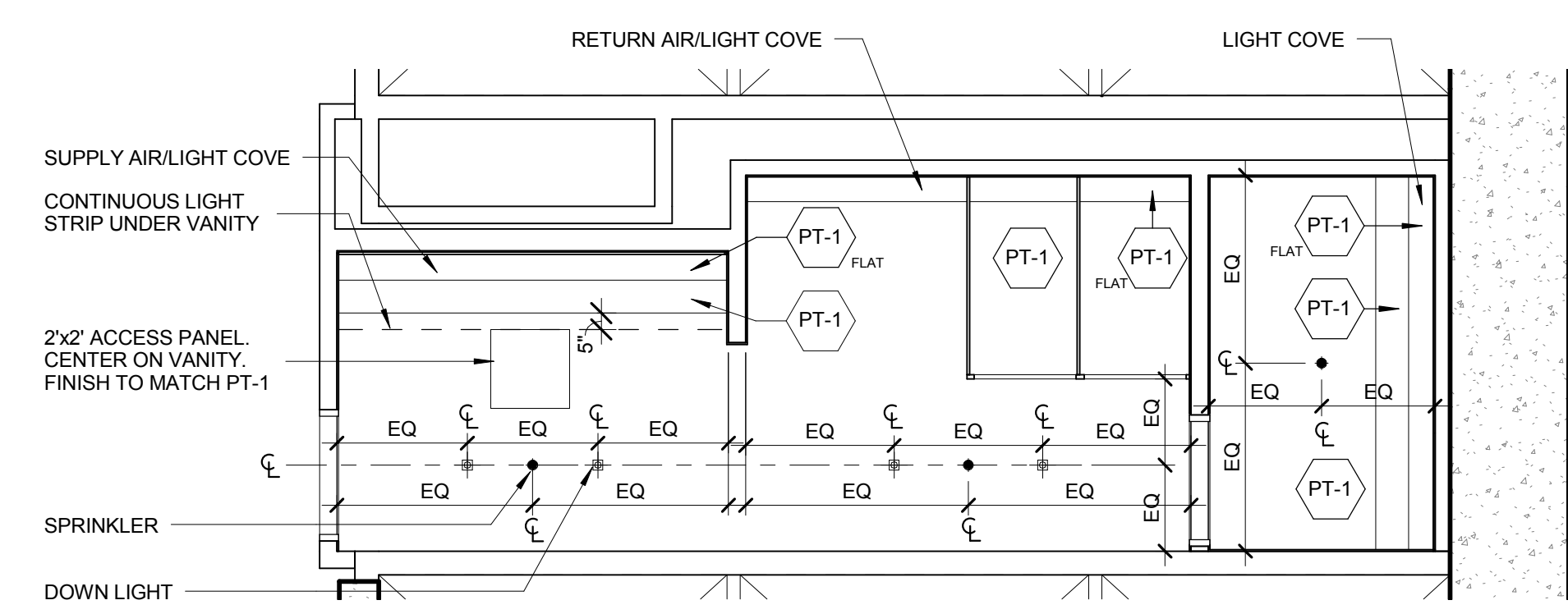
6 LEVELS 25-28 MEN'S RESTROOM, REFLECTED CEILING PLAN  
SCALE: 1/4" = 1'-0"



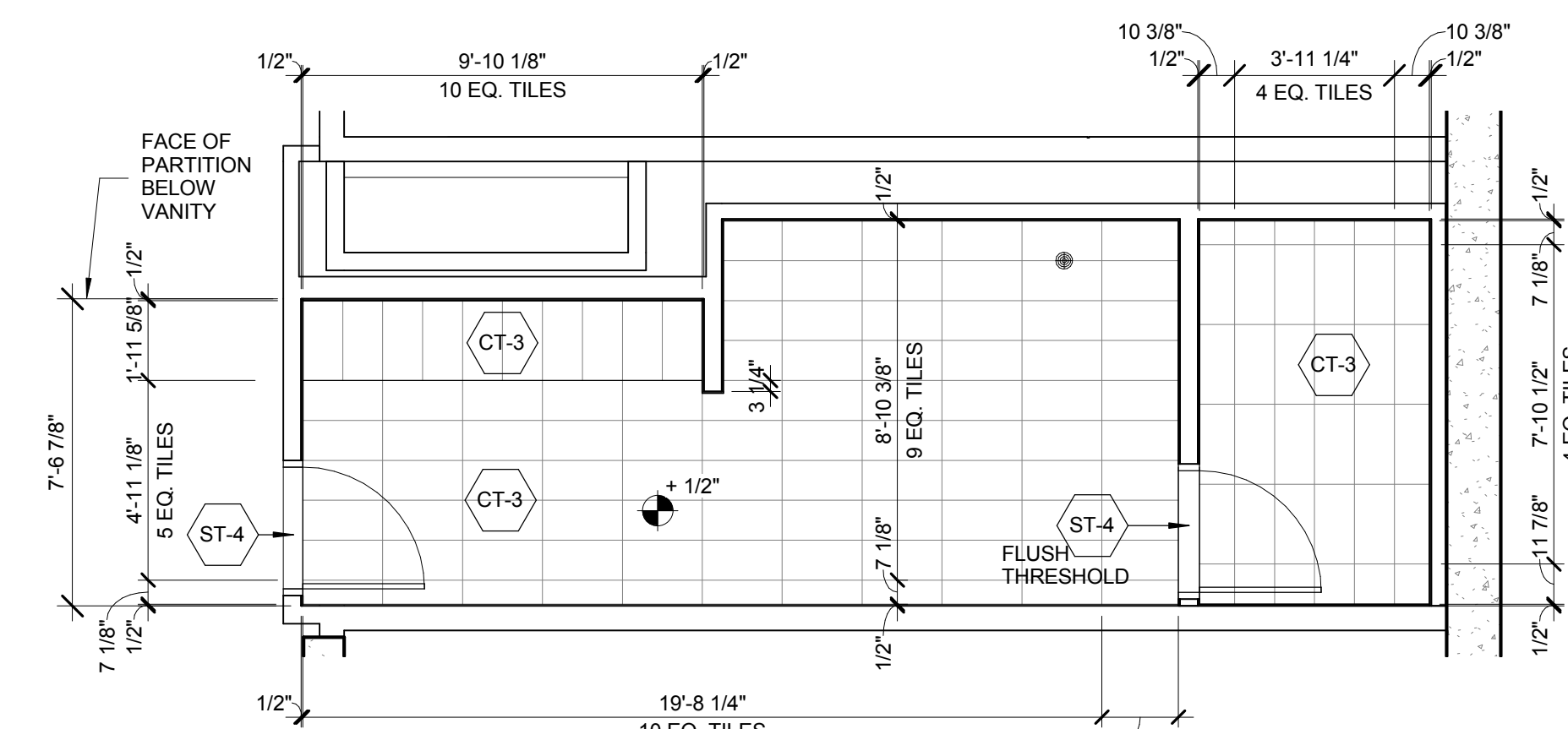
5 LEVELS 25-28 MEN'S RESTROOM, FINISH PLAN  
SCALE: 1/4" = 1'-0"



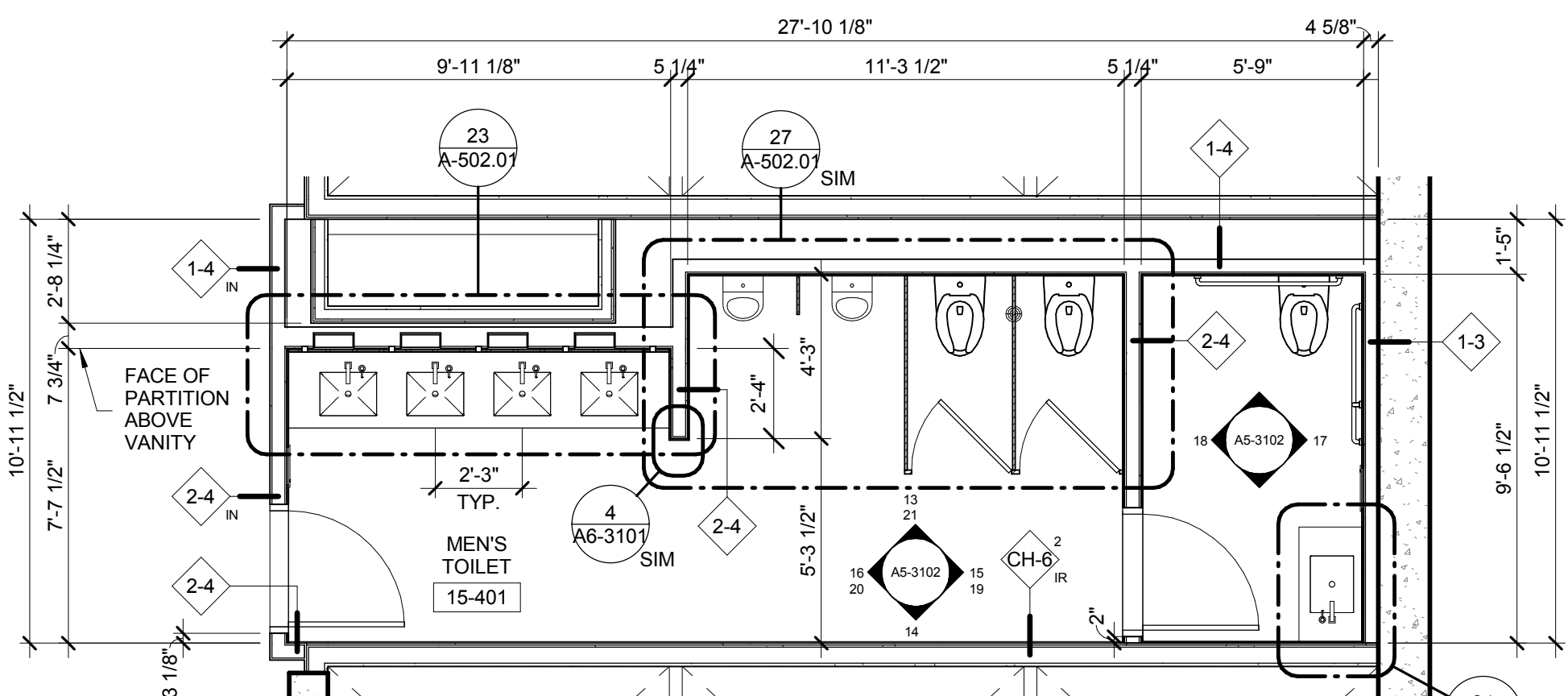
4 LEVELS 25-28 MEN'S RESTROOM, PARTITION PLAN  
SCALE: 1/4" = 1'-0"



3 LEVELS 06-24 MEN'S RESTROOM, REFLECTED CEILING PLAN  
SCALE: 1/4" = 1'-0"




2 LEVELS 06-24 MEN'S RESTROOM, FINISH PLAN  
SCALE: 1/4" = 1'-0"



1 LEVELS 06-24 MEN'S RESTROOM, PARTITION PLAN  
SCALE: 1/4" = 1'-0"

NOTE: (1) INCLUDE INTERNAL AND PERIMETER MOVEMENT JOINTS AS NEEDED  
(2) ALL HEIGHTS ARE MEASURED FROM FINISH FLOOR ELEVATION  
(3) ALL WALL AND BASE TILE JOINTS TO ALIGN WITH FLOOR TILE JOINTS





Address  
550 W 34th St.  
New York, NY 10001



## Client

Related Companies  
60 Columbus Circle  
New York, NY 10023  
Tel: 212.801.1000 Fax: 212.801.1048

## Oxford Properties Group

320 Park Avenue, 17th Floor  
New York, NY 10022  
Tel: 212.986.7514 Fax: 212.986.7510

## Mitsui Fudosan America, Inc.

1251 Avenue of the Americas, Suite 800  
New York, NY 10020  
Tel: 212.403.5600 Fax: 212.403.5657

## Architect

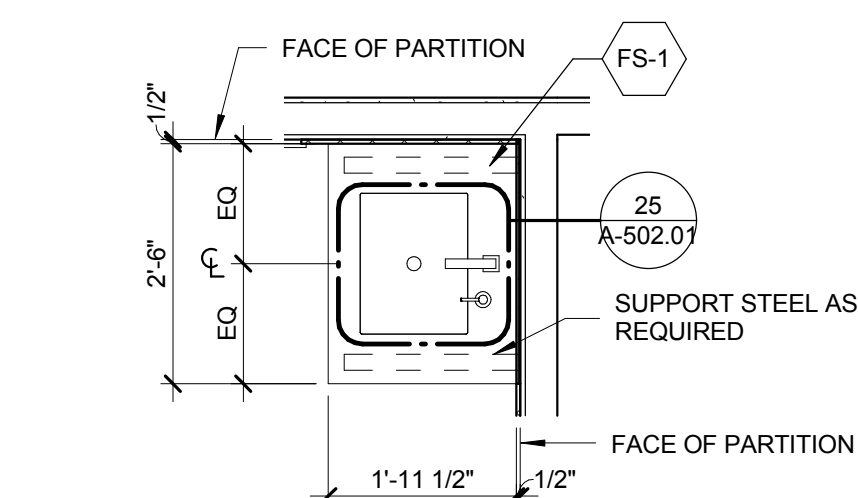
Kohn Pedersen Fox Associates PC  
Architects & Planning Consultants  
11 West 42nd Street  
New York, New York 10036  
TEL: 212.977.6500 FAX: 212.956.2526

## Structural Engineer

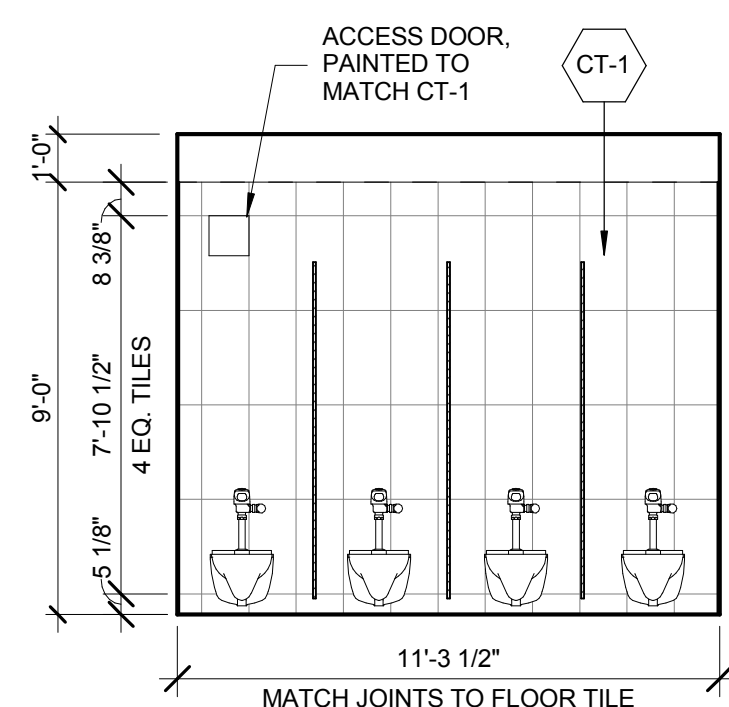
WSP  
228 East 45th Street, 3rd Floor  
New York, NY 10017  
Tel: 212.687.9888 Fax: 646.487.5501

## Mechanical, Electrical, Plumbing, Fire Protection

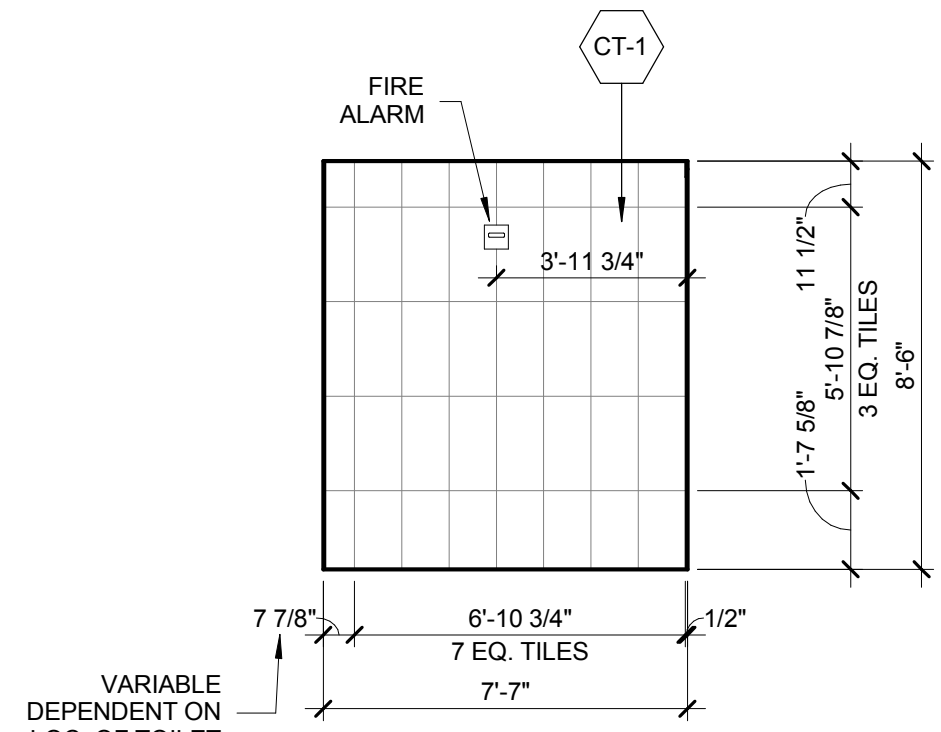
WSP  
512 Seventh Avenue  
New York, NY 10018  
Tel: 212.532.9600



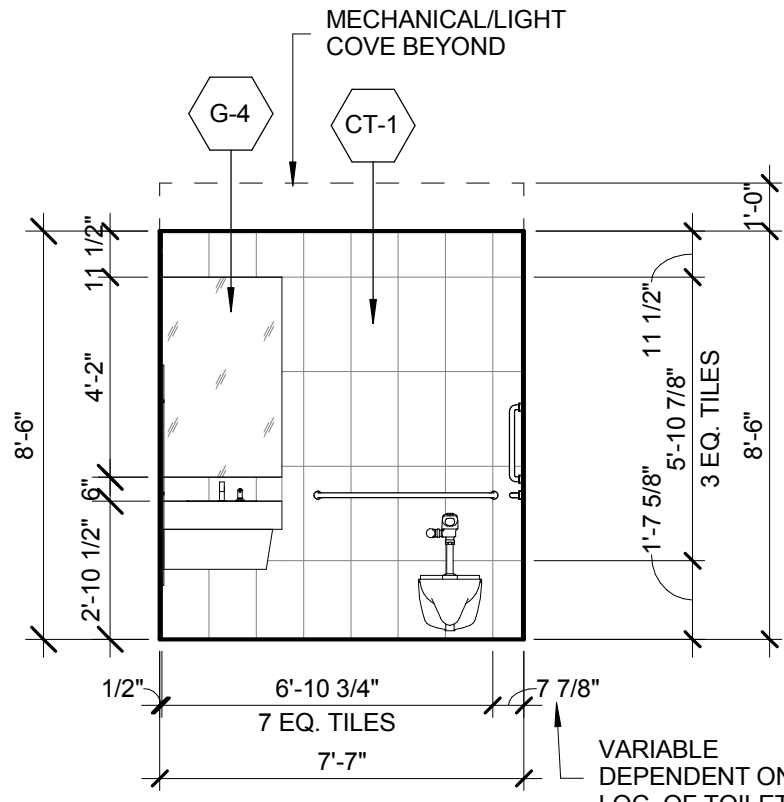
LEVELS 06-08 ADA  
RESTROOM VANITY PLAN  
SCALE: 1/2" = 1'-0"



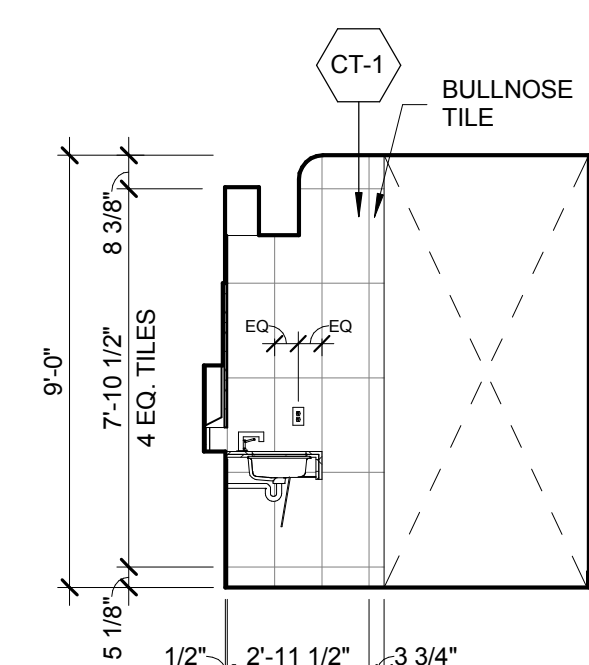
RESTROOM INTERIOR  
ELEVATION, WOMEN'S, L06-28  
SCALE: 1/4" = 1'-0"



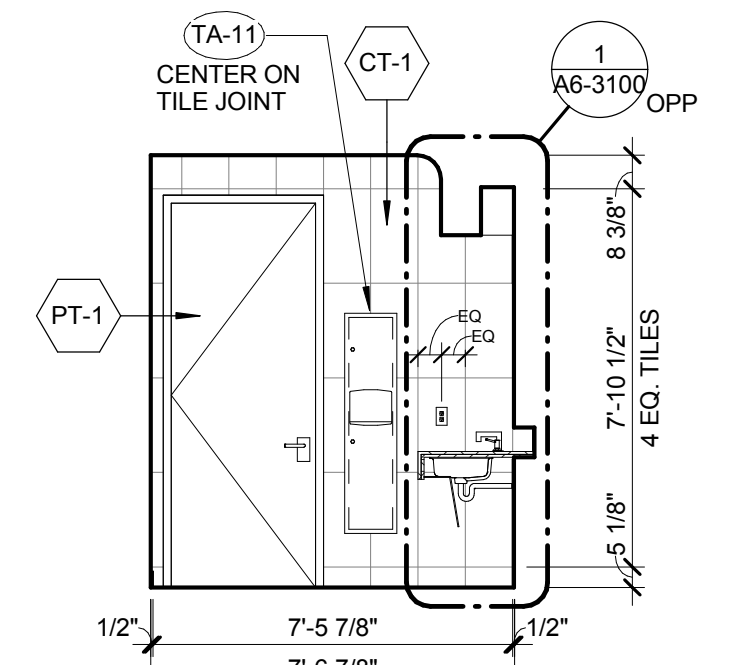
RESTROOM INTERIOR  
ELEVATION, ADA, L06-08  
SCALE: 1/4" = 1'-0"



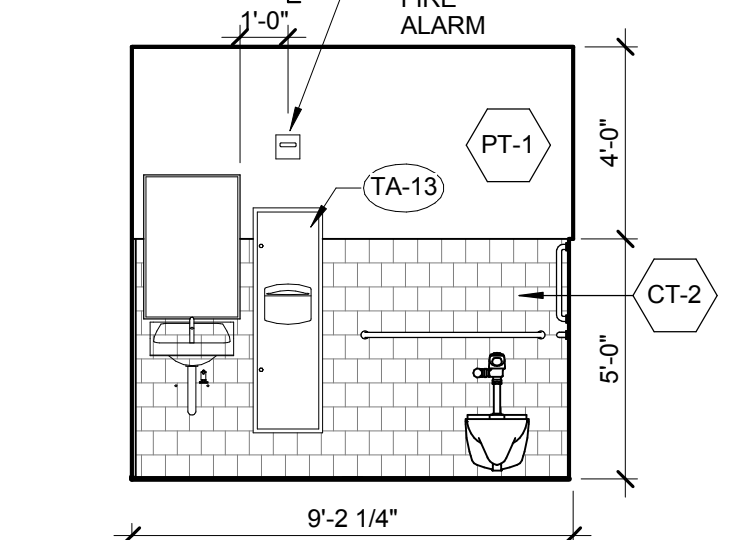
RESTROOM INTERIOR  
ELEVATION, ADA, L06-08  
SCALE: 1/4" = 1'-0"



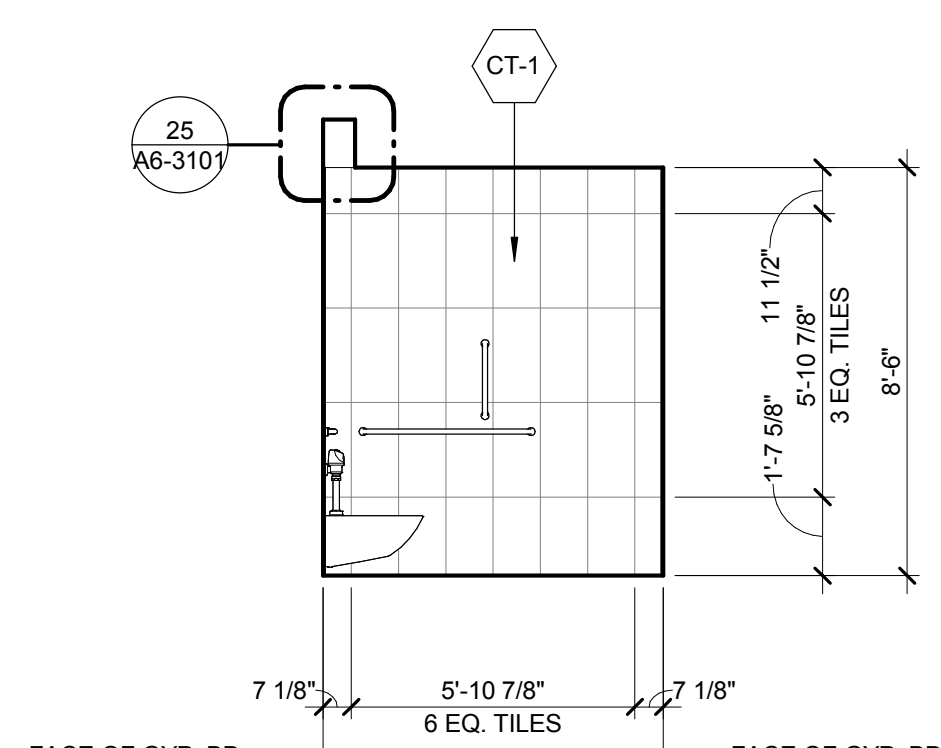
RESTROOM INTERIOR  
ELEVATION, WOMEN'S, L06-28  
SCALE: 1/4" = 1'-0"



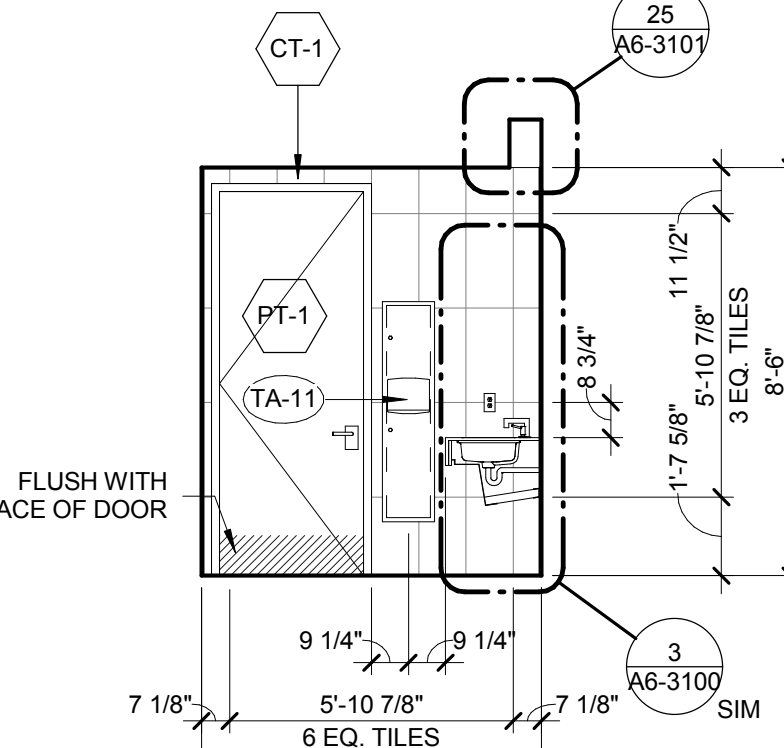
RESTROOM INTERIOR  
ELEVATION, WOMEN'S, L06-28  
SCALE: 1/4" = 1'-0"



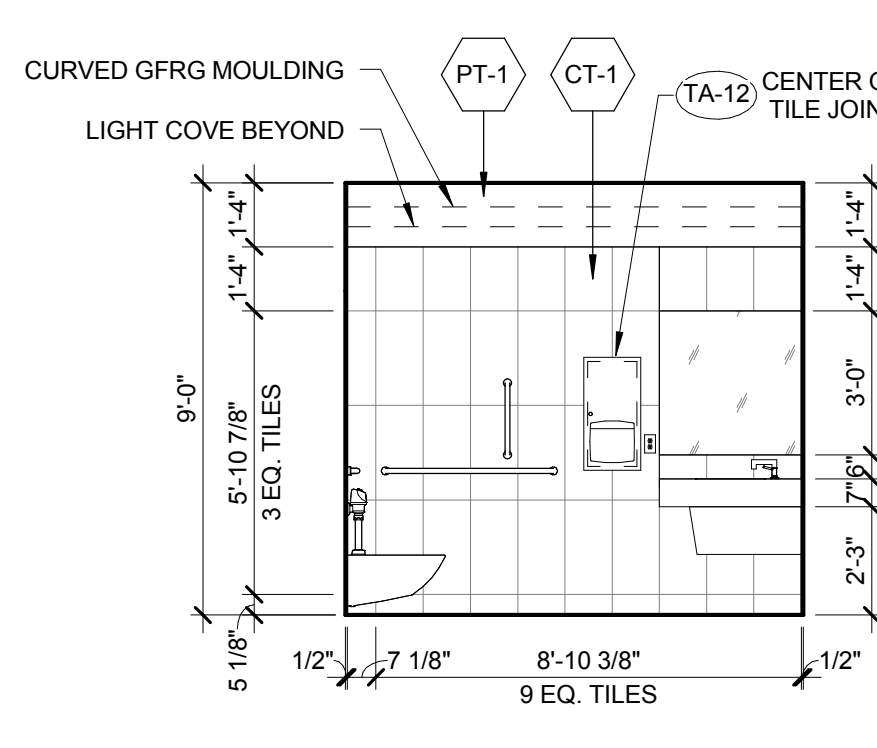
RESTROOM INT. ELEVATION,  
LOADING DOCK  
SCALE: 1/4" = 1'-0"



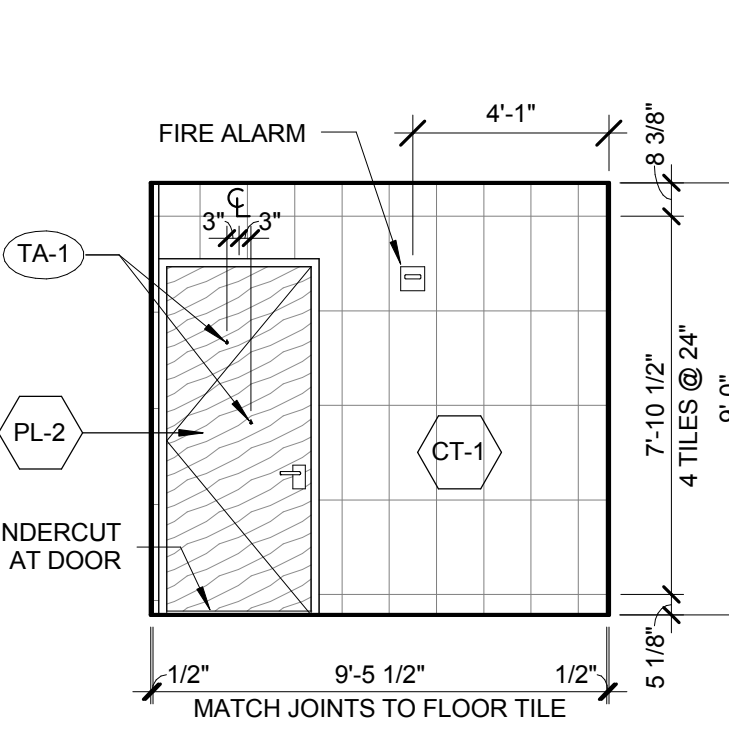
RESTROOM INTERIOR  
ELEVATION, ADA, L06-08  
SCALE: 1/4" = 1'-0"



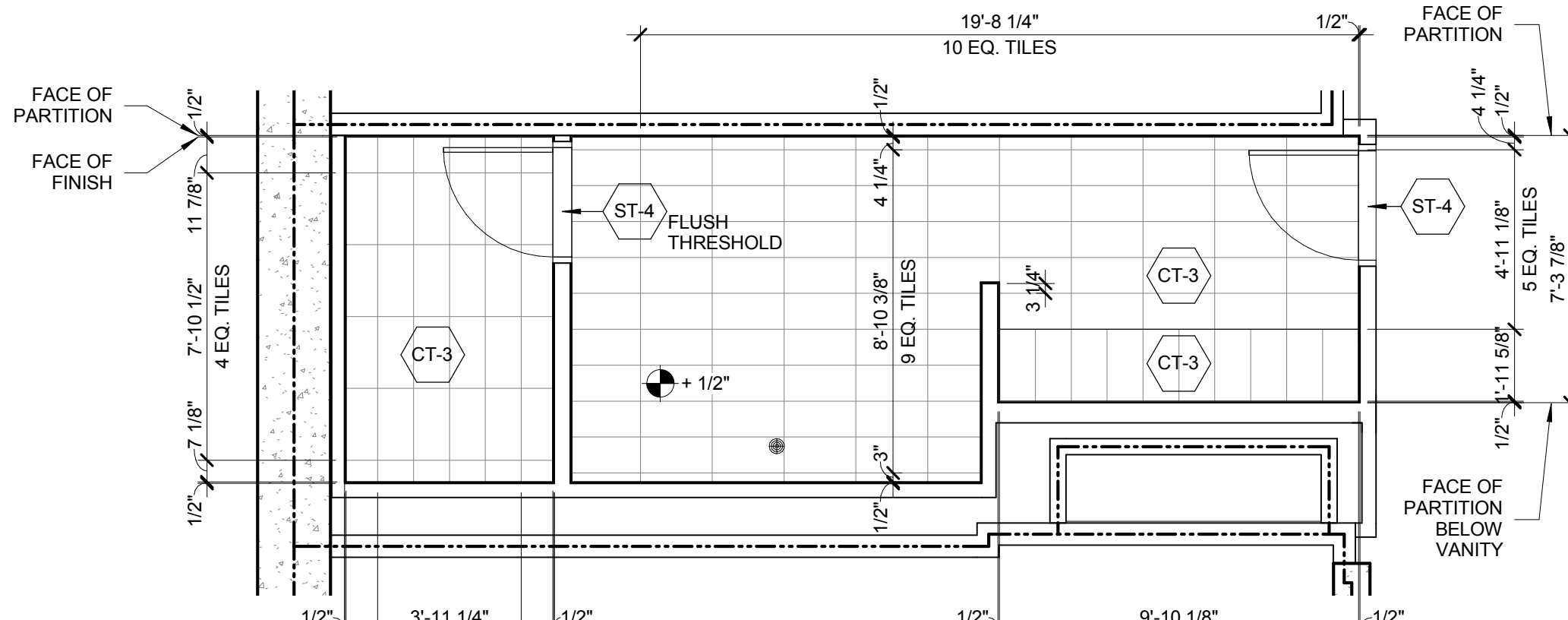
RESTROOM INTERIOR  
ELEVATION, ADA, L06-08  
SCALE: 1/4" = 1'-0"



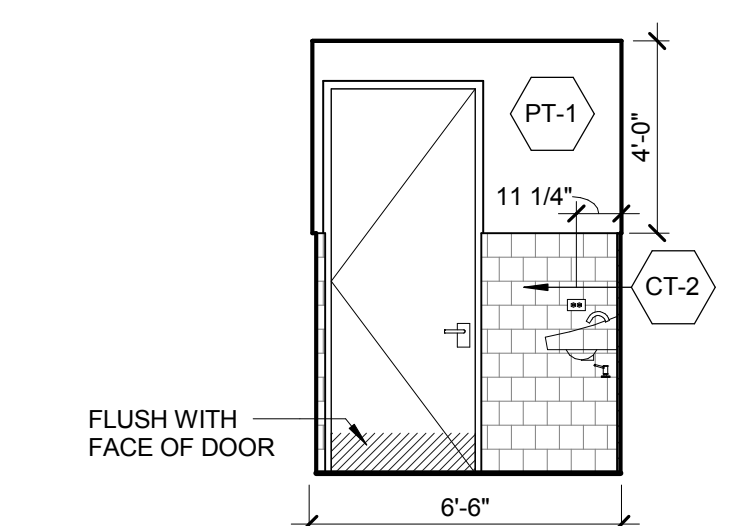
RESTROOM INTERIOR  
ELEVATION, WOMEN'S, L06-28  
SCALE: 1/4" = 1'-0"



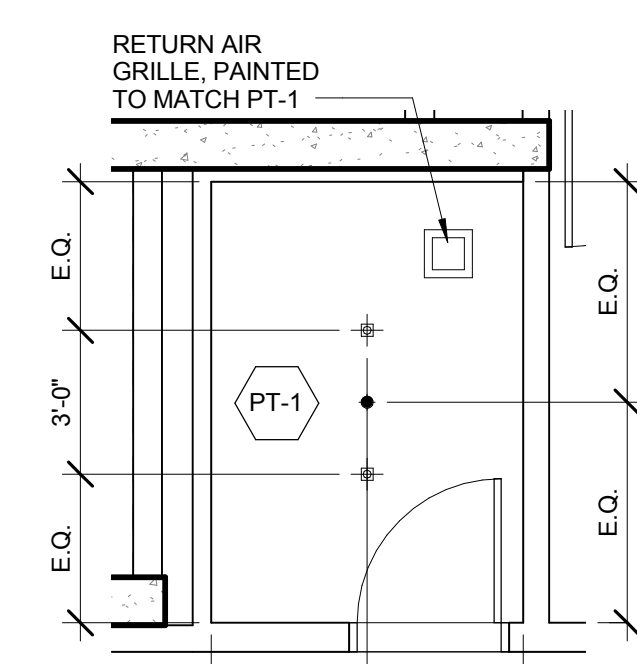
RESTROOM INTERIOR  
ELEVATION, WOMEN'S, L06-28  
SCALE: 1/4" = 1'-0"



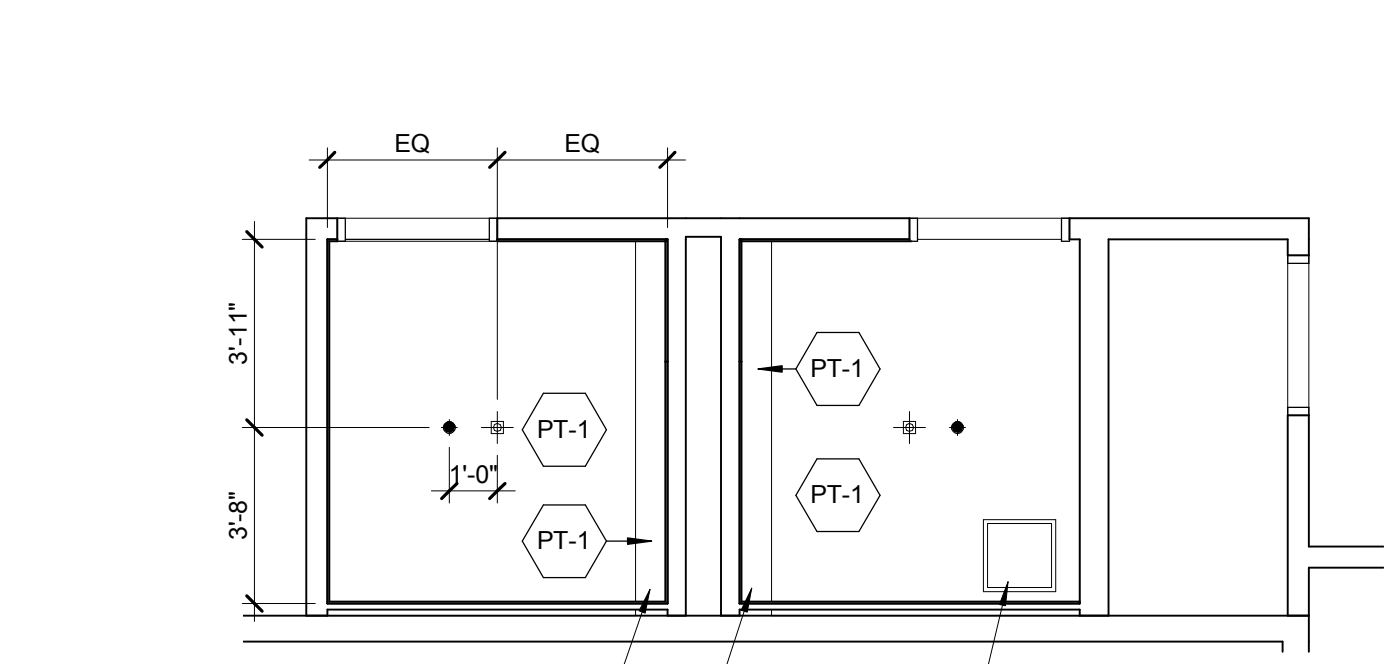
LEVELS 06-08 WOMEN'S RESTROOM, FINISH PLAN  
SCALE: 1/4" = 1'-0"



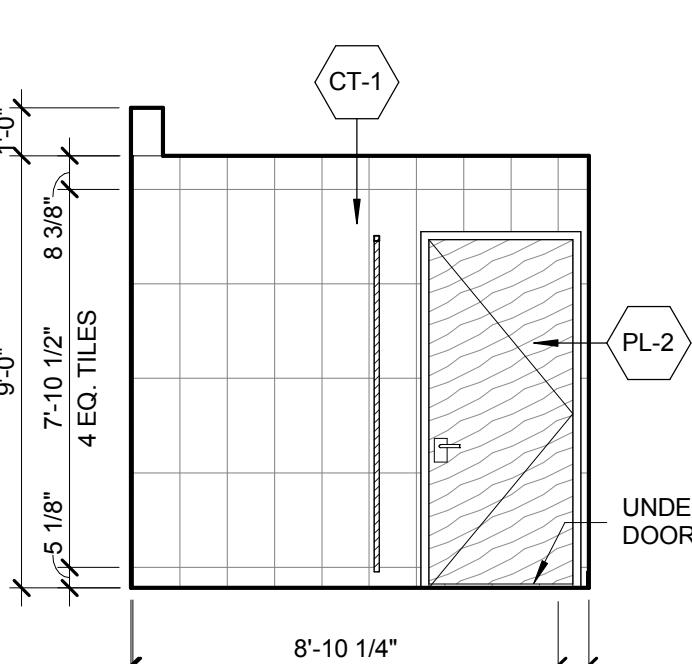
RESTROOM INT. ELEVATION,  
LOADING DOCK  
SCALE: 1/4" = 1'-0"



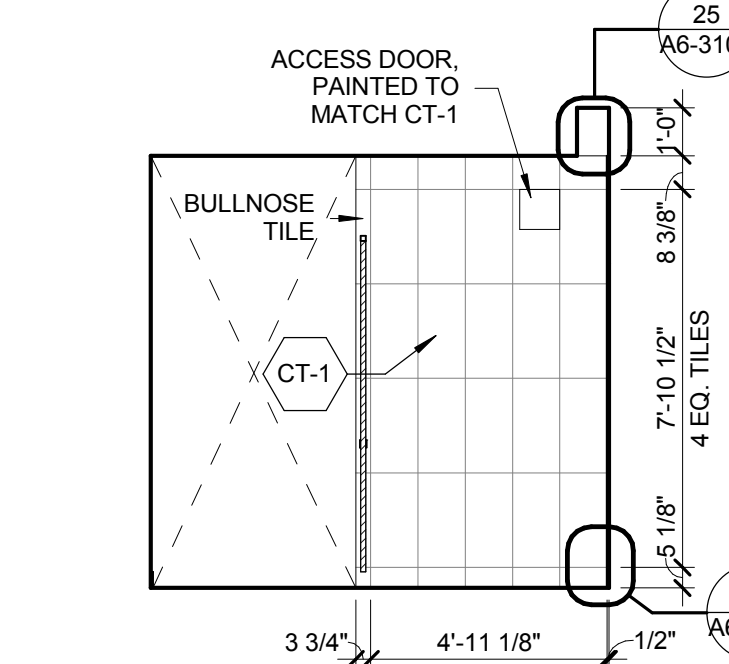
LOADING DOCK RESTROOM, RCP  
SCALE: 1/4" = 1'-0"



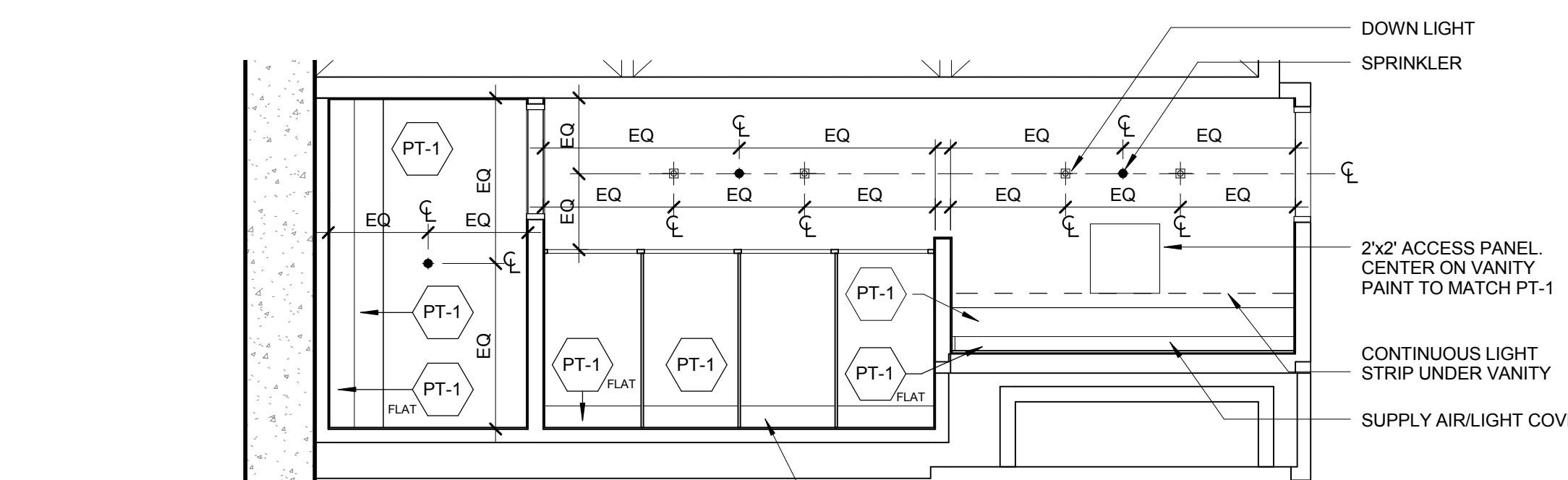
LEVELS 06-08 ADA RESTROOM, RCP.  
SCALE: 1/4" = 1'-0"



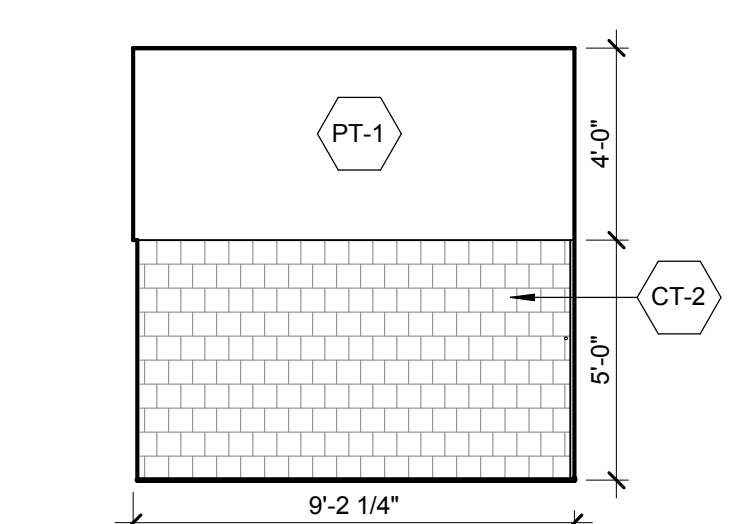
RESTROOM INTERIOR  
ELEVATION, WOMEN'S, L06-28  
SCALE: 1/4" = 1'-0"



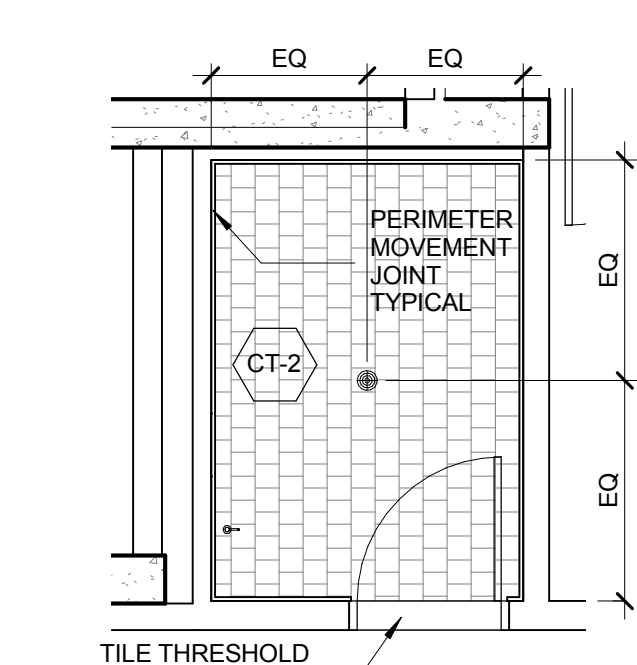
RESTROOM INTERIOR  
ELEVATION, WOMEN'S, L06-28  
SCALE: 1/4" = 1'-0"



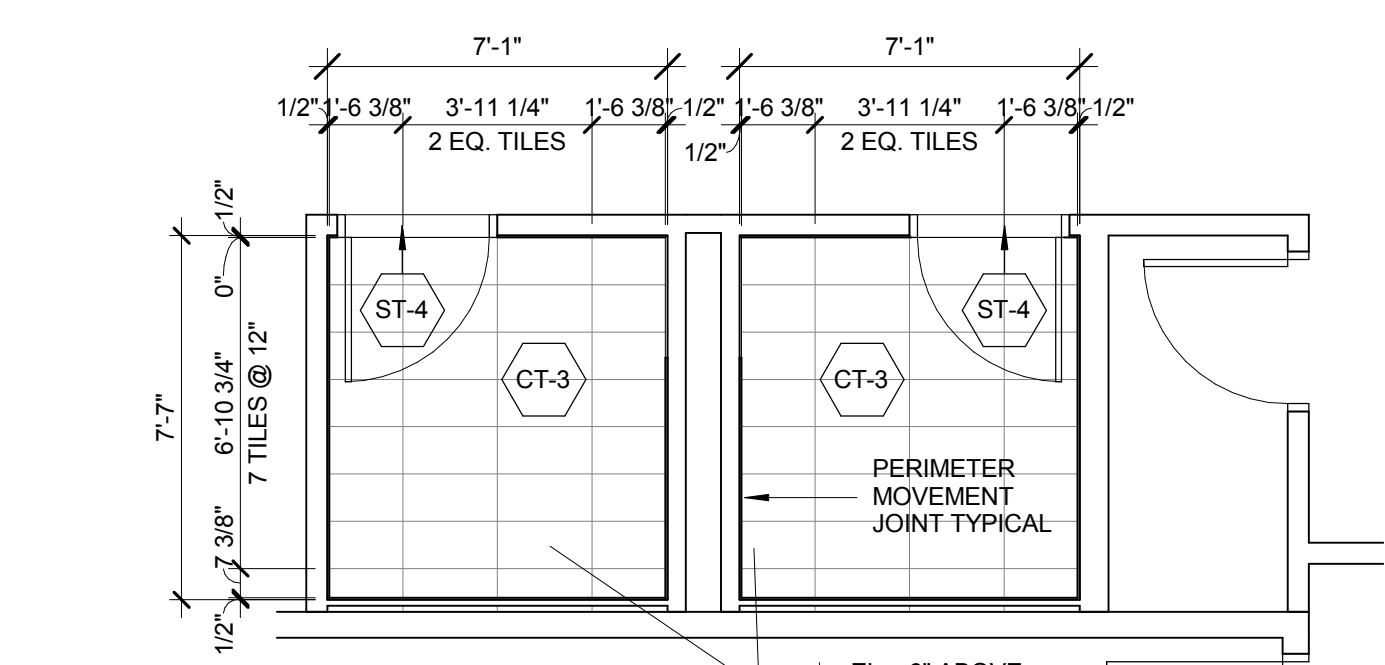
LEVELS 06-28 WOMEN'S RESTROOM, RCP.  
SCALE: 1/4" = 1'-0"



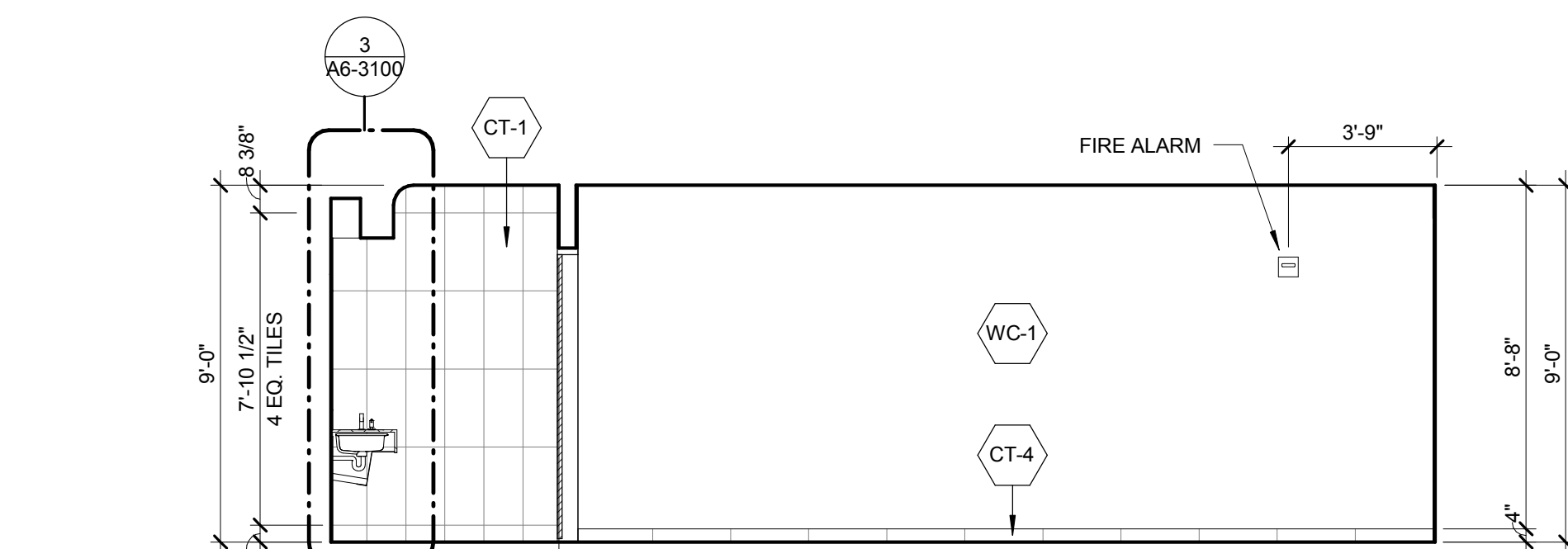
RESTROOM INT. ELEVATION,  
LOADING DOCK  
SCALE: 1/4" = 1'-0"



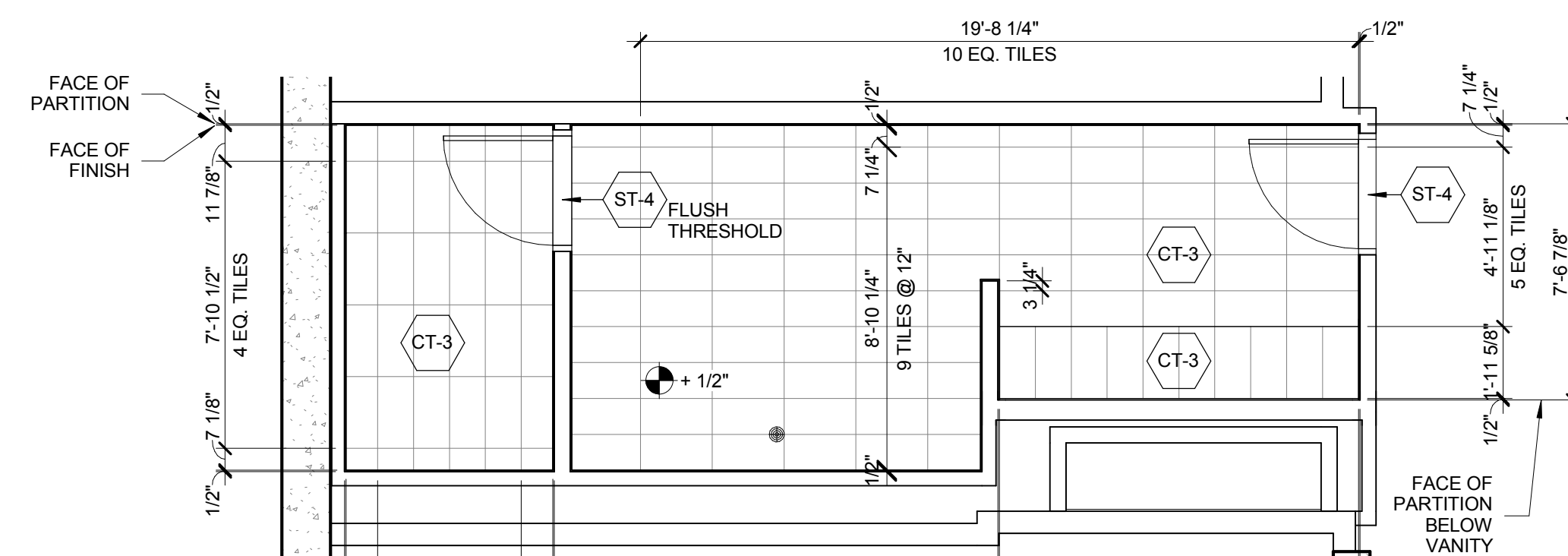
LOADING DOCK RESTROOM,  
FINISH PLAN  
SCALE: 1/4" = 1'-0"



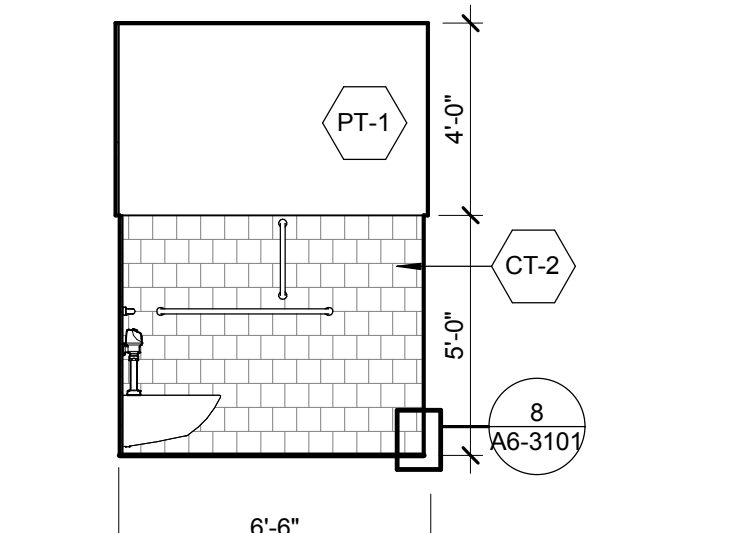
LEVELS 06-08 ADA RESTROOM, FINISH PLAN  
SCALE: 1/4" = 1'-0"



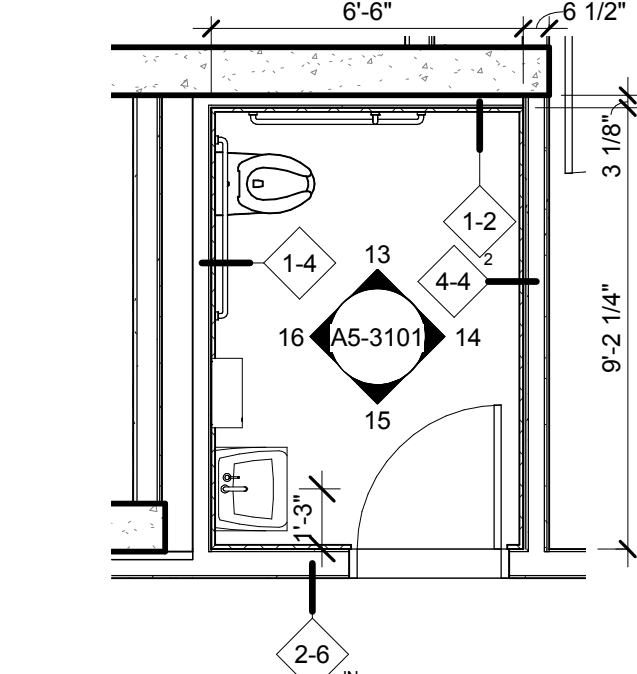
RESTROOM INTERIOR ELEVATION, WOMEN'S, L06-28  
SCALE: 1/4" = 1'-0"



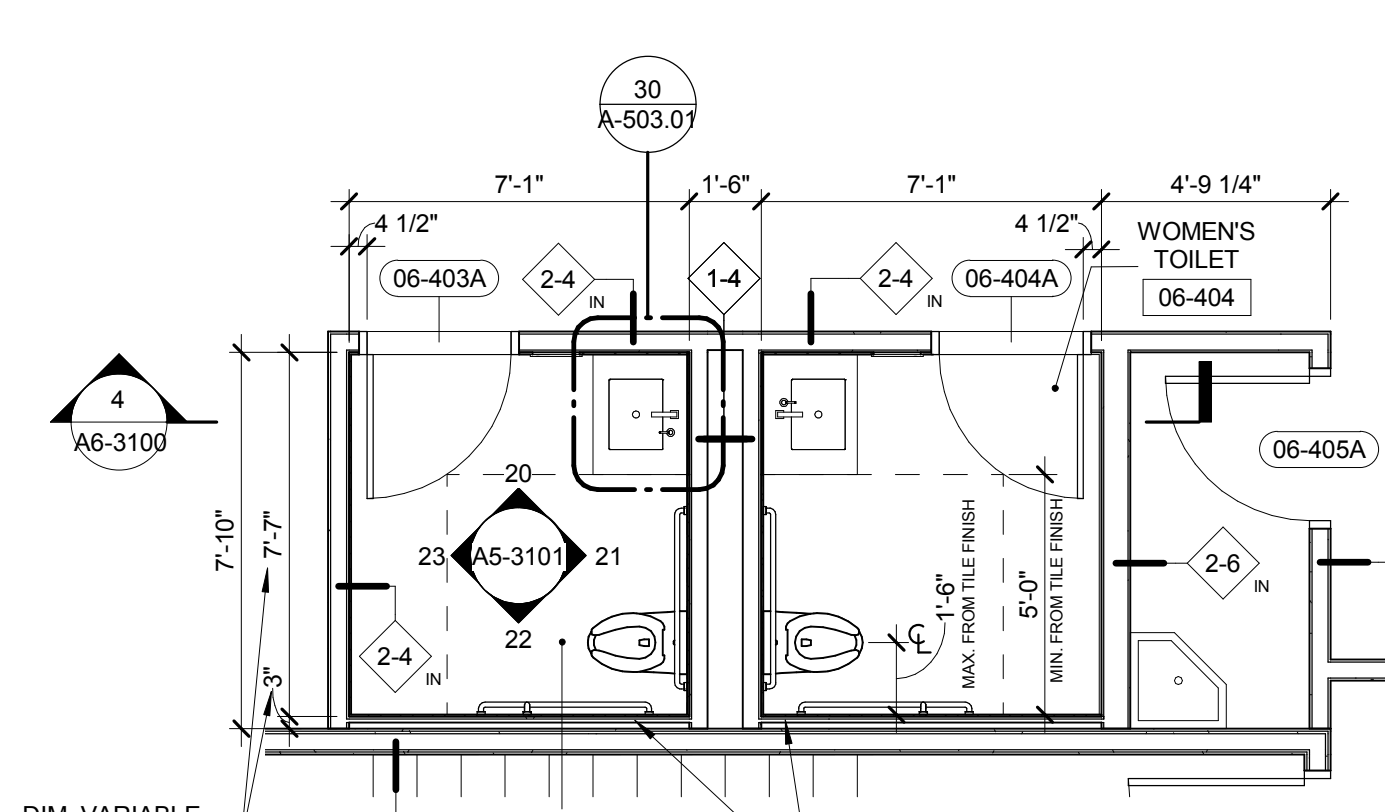
LEVELS 10-28 WOMEN'S RESTROOM, FINISH PLAN  
SCALE: 1/4" = 1'-0"



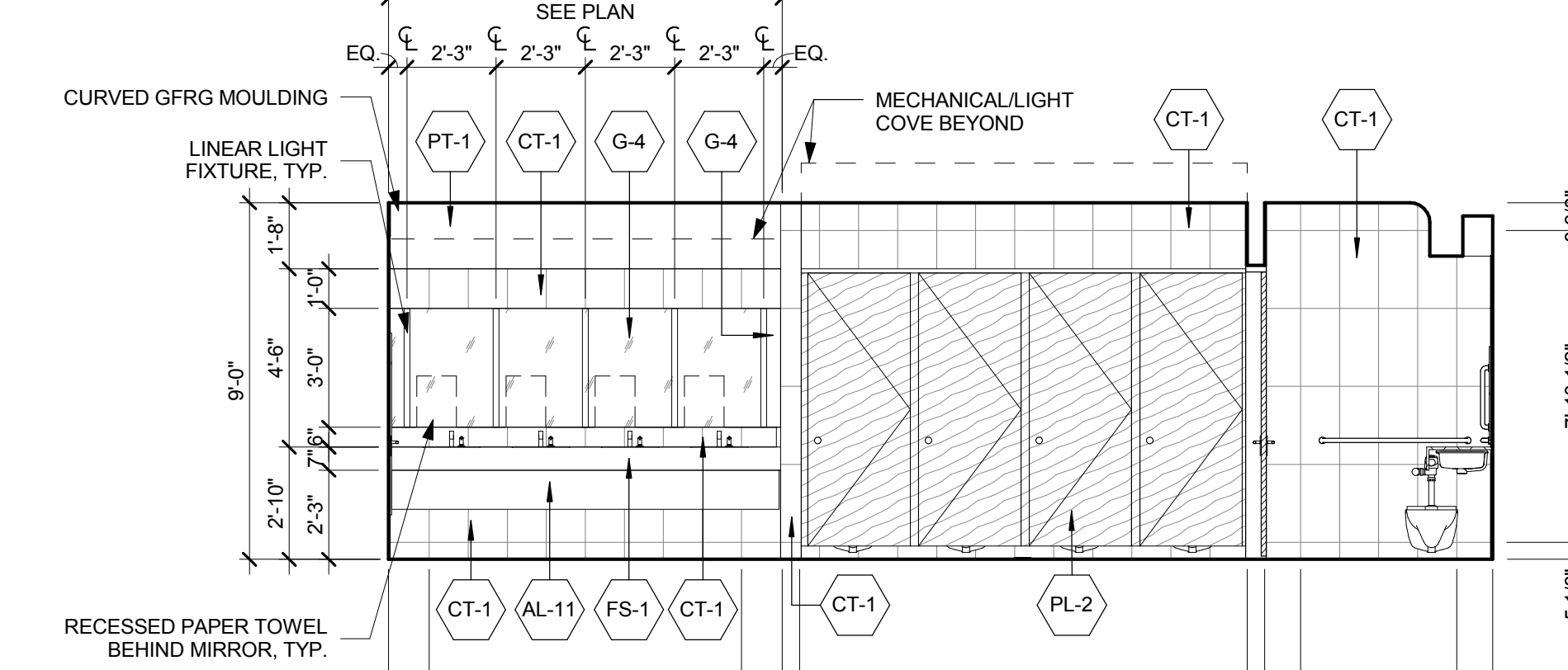
RESTROOM INT. ELEVATION,  
LOADING DOCK  
SCALE: 1/4" = 1'-0"



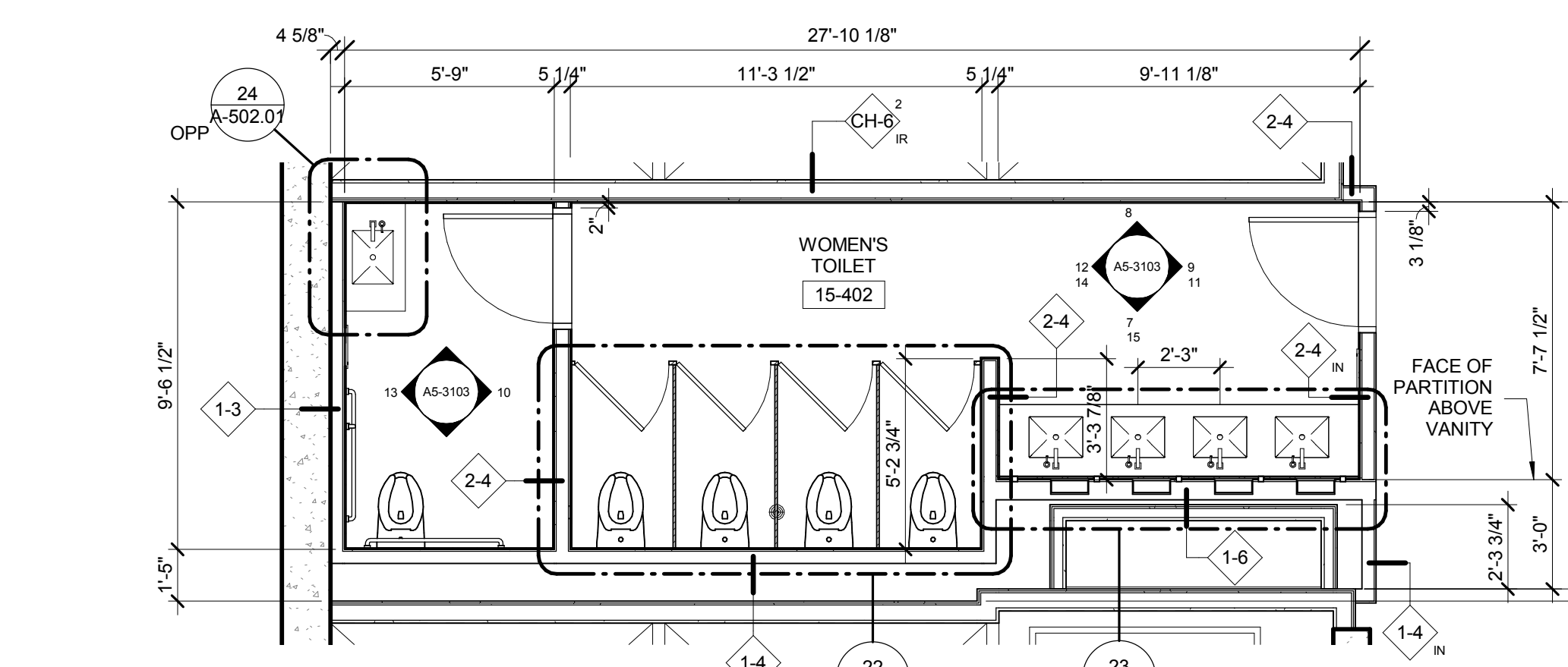
LOADING DOCK RESTROOM,  
PARTITION PLAN  
SCALE: 1/4" = 1'-0"



LEVELS 06-08 ADA RESTROOM, PARTITION PLAN  
SCALE: 1/4" = 1'-0"



RESTROOM INTERIOR ELEVATION, WOMEN'S, L06-28  
SCALE: 1/4" = 1'-0"





LEVELS 06-28 WOMEN'S RESTROOM, PARTITION PLAN  
SCALE: 1/4" = 1'-0"

NOTE: (1) INCLUDE INTERNAL AND PERIMETER MOVEMENT JOINTS AS NEEDED  
(2) ALL HEIGHTS ARE MEASURED FROM FINISH FLOOR ELEVATION  
(3) ALL WALL AND CASE JOINTS TO ALIGN WITH FLOOR TILE JOINTS  
(4) CT-1: 1/2\"/>

7	PLAN APPROVAL AMENDMENT	08/04/2017
2	D.O.B. BUILDING PERMIT FILING	05/11/2015
No.	Description	Date

Rev. Plan



Drawing Title

LEVELS 06-28  
RESTROOMS,  
WOMEN

Drawing Number

A-503.01

SHEET 90 of 128

© 2017 KOHN PEDERSEN FOX ASSOCIATES PC. All rights reserved.





Client  
Related Companies  
60 Columbus Circle  
New York, NY 10023  
Tel: 212.801.1000 Fax: 212.801.1048

Oxford Properties Group  
320 Park Avenue, 17th Floor  
New York, NY 10022  
Tel: 212.986.7514 Fax: 212.986.7510

Mitsui Fudosan America, Inc.  
1251 Avenue of the Americas, Suite 800  
New York, NY 10020  
Tel: 212.403.5600 Fax: 212.403.5657


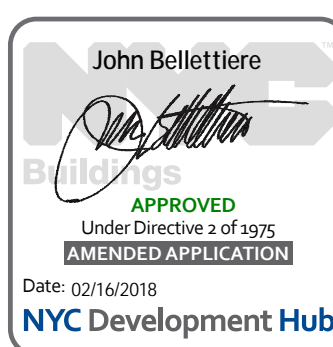
Architect  
Kohn Pedersen Fox Associates PC  
Architects & Planning Consultants  
11 West 42nd Street  
New York, New York 10036  
TEL: 212.977.6500 FAX: 212.956.2526

Structural Engineer  
WSP  
228 East 45th Street, 3rd Floor  
New York, NY 10017  
Tel: 212.687.9888 Fax: 646.487.5501

Mechanical, Electrical, Plumbing, Fire Protection  
WSP  
512 Seventh Avenue  
New York, NY 10018  
Tel: 212.532.9600

7. PLAN APPROVAL AMENDMENT 08/04/2017  
2. D.O.B. BUILDING PERMIT FILING 05/11/2015  
No. Description Date

Key Plan



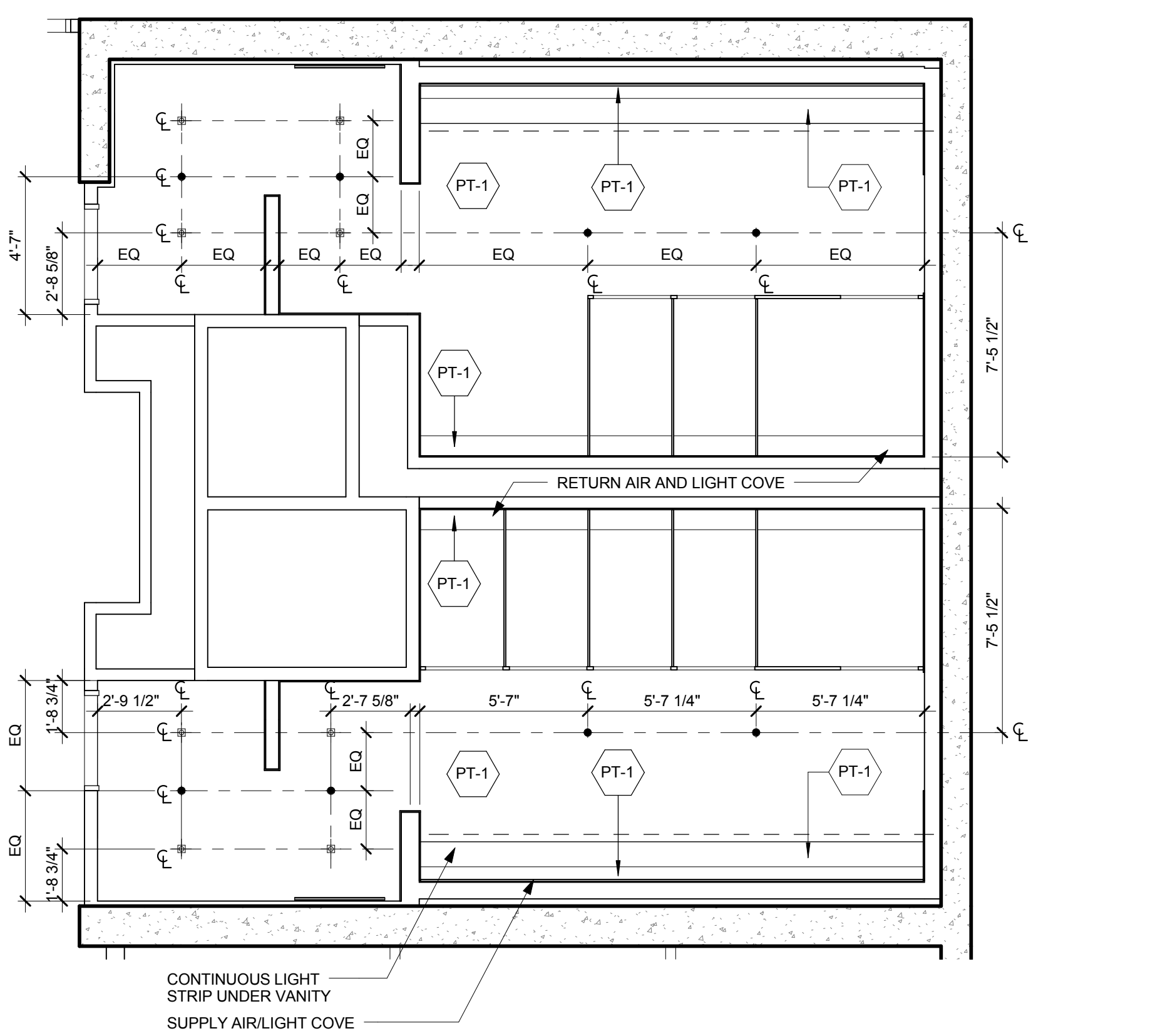
Drawing Title

LEVELS 39-50  
RESTROOMS

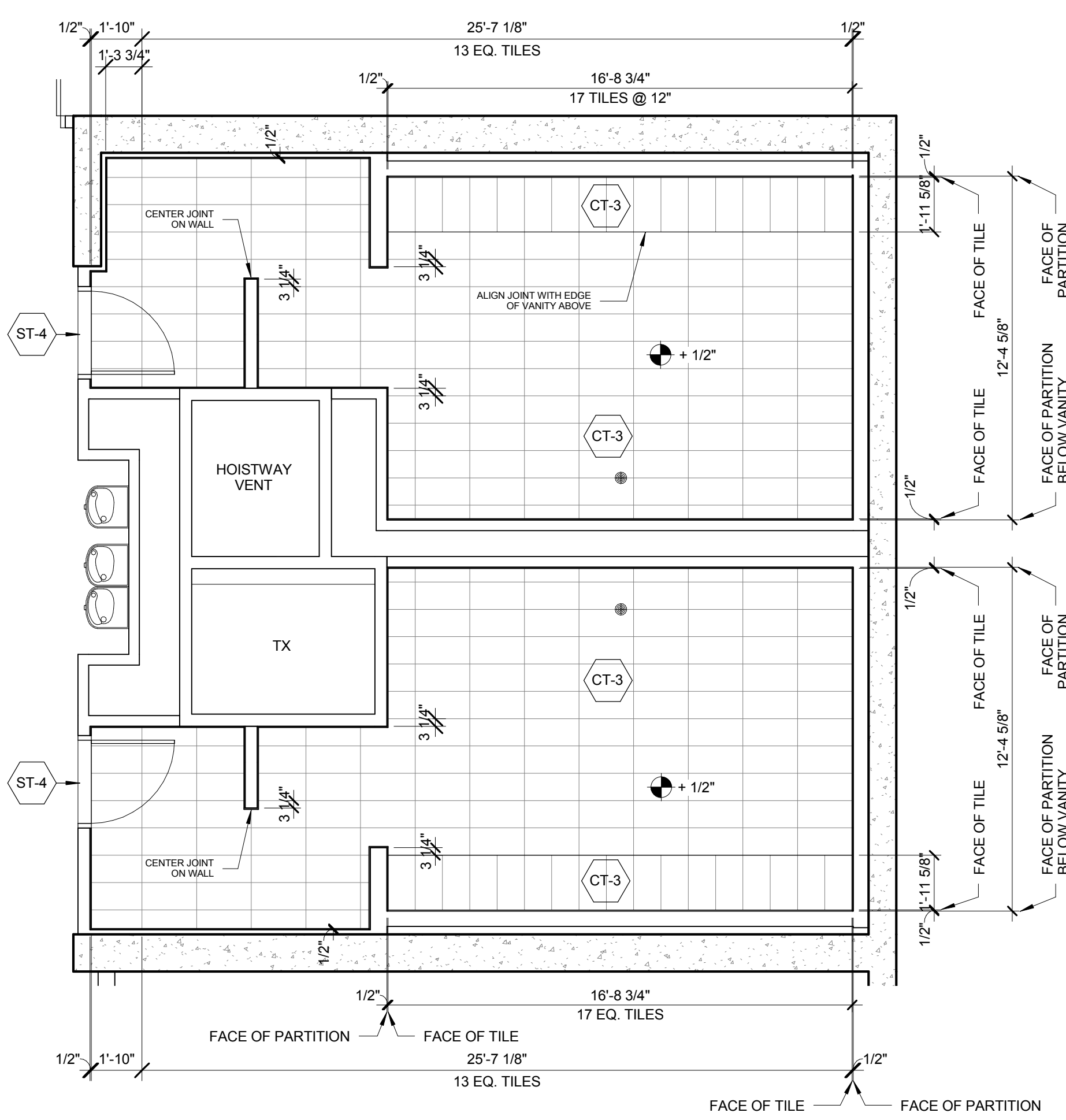
Drawing Number

A-504.01

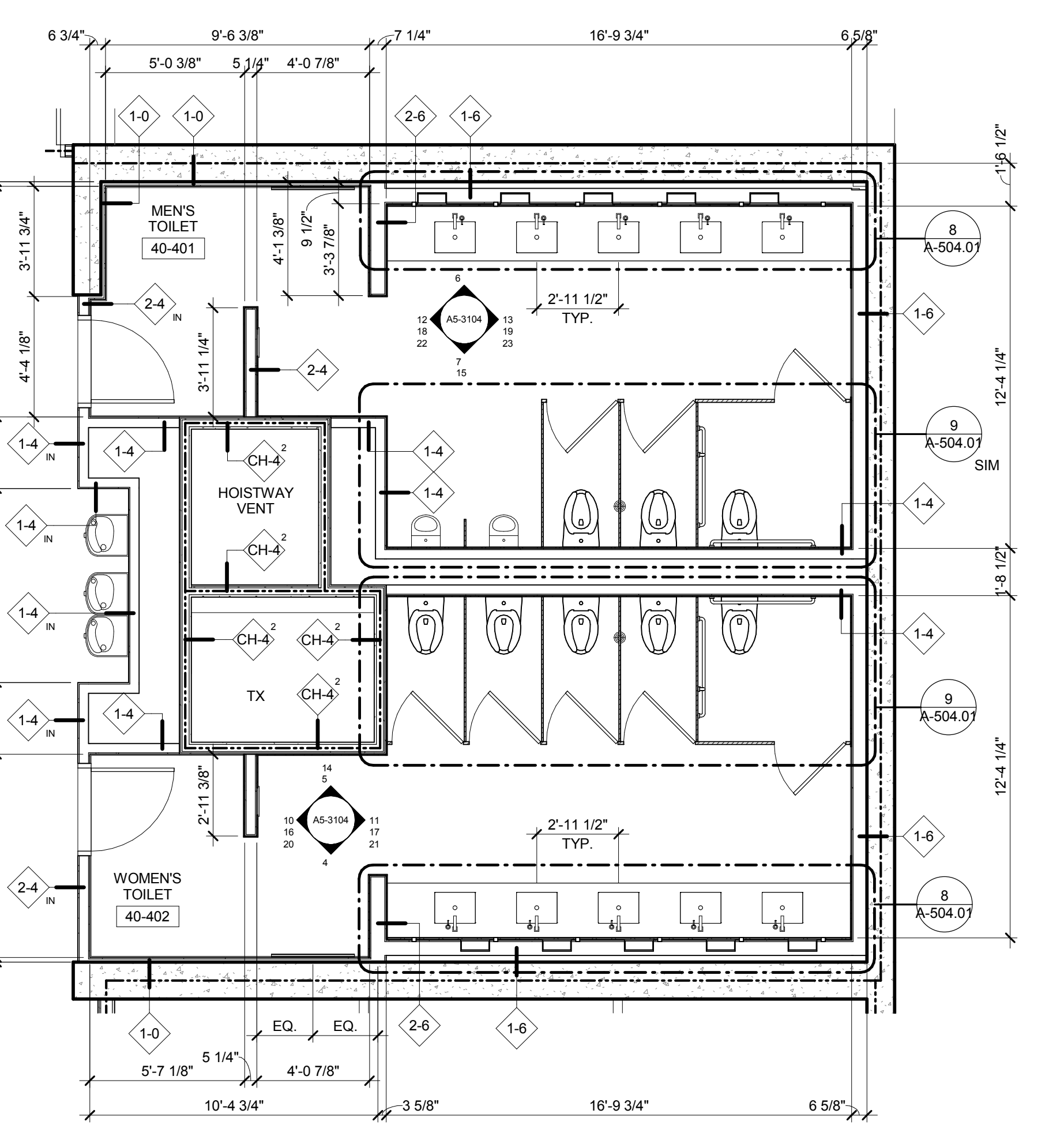
SHEET 91 of 128



3 LEVELS 39-50, RESTROOM REFLECTED CEILING PLAN  
SCALE: 1/4" = 1'-0"

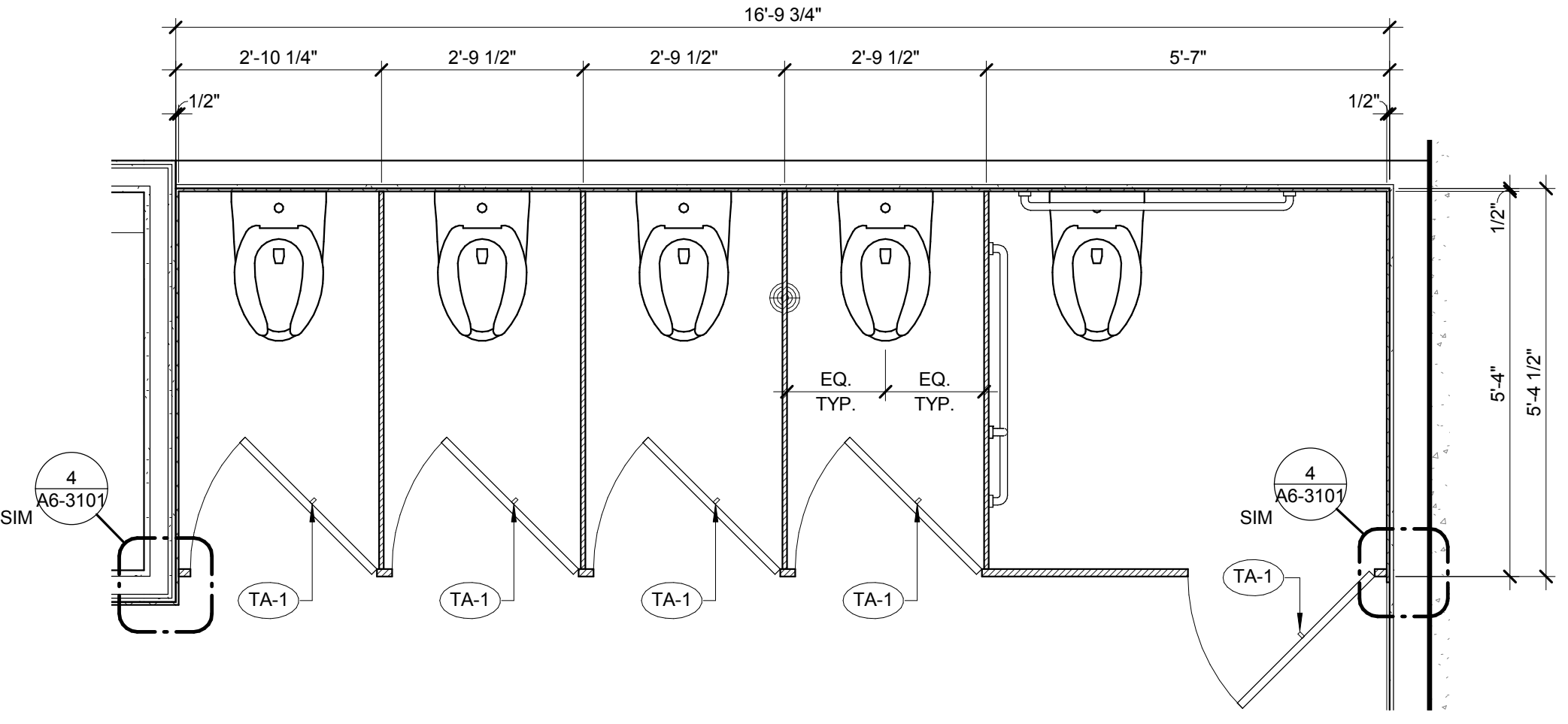


2 LEVEL 39-50 TYPICAL RESTROOM, FINISH PLAN  
SCALE: 1/4" = 1'-0"

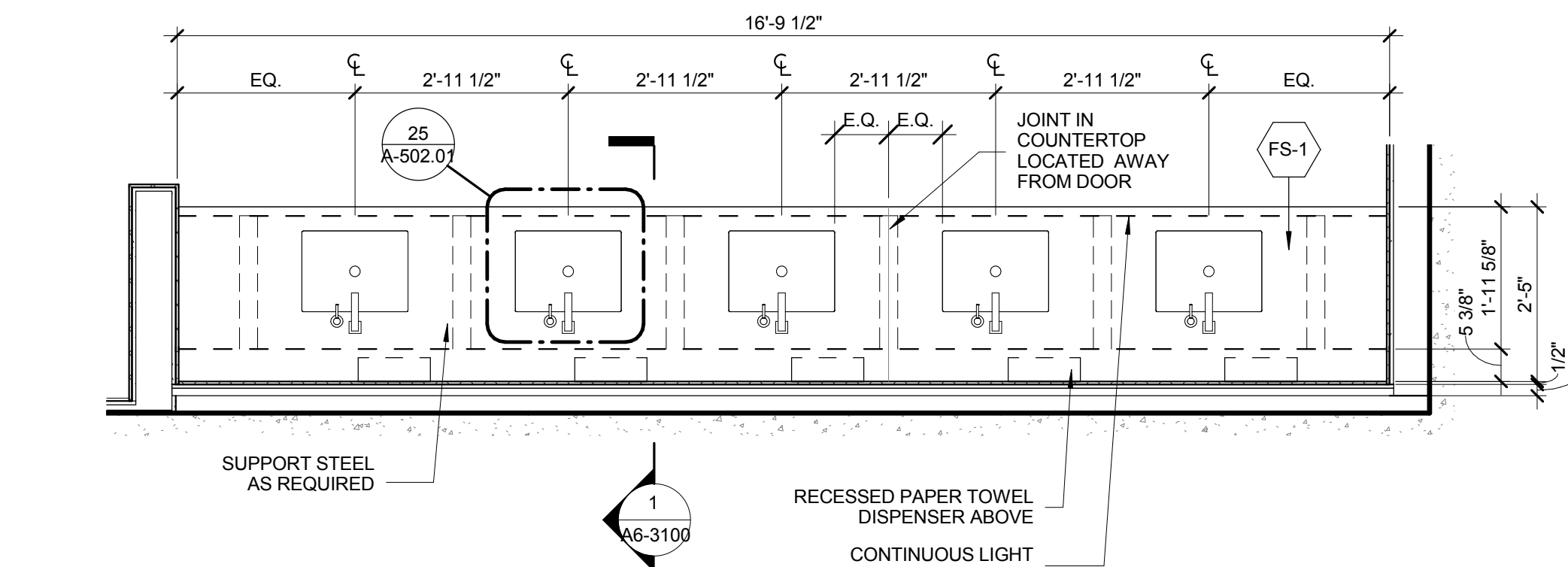


1 LEVEL 39-50 TYPICAL RESTROOM, PARTITION PLAN  
SCALE: 1/4" = 1'-0"

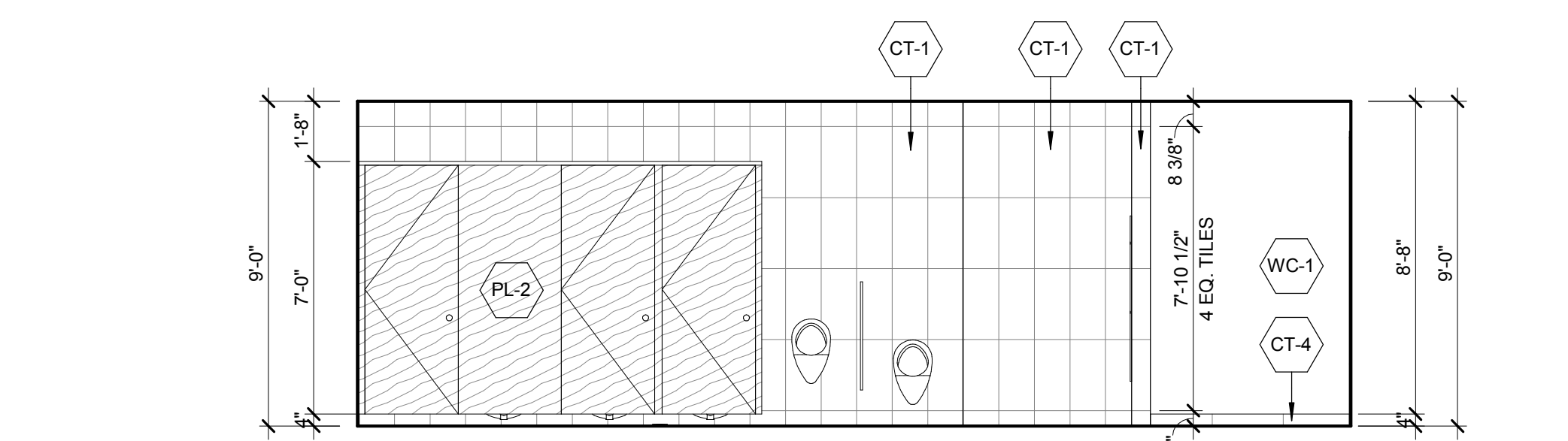
NOTE: (1) INCLUDE INTERNAL AND PERIMETER MOVEMENT JOINTS AS NEEDED  
(2) ALL HEIGHTS ARE MEASURED FROM FINISH FLOOR ELEVATION  
(3) ALL WALL AND BASE TILE JOINTS TO ALIGN WITH FLOOR TILE JOINTS  
(4) FULL SHEET REVISIONS HAVE BEEN ISSUED WITH THE FOLLOWING BULLETINS:



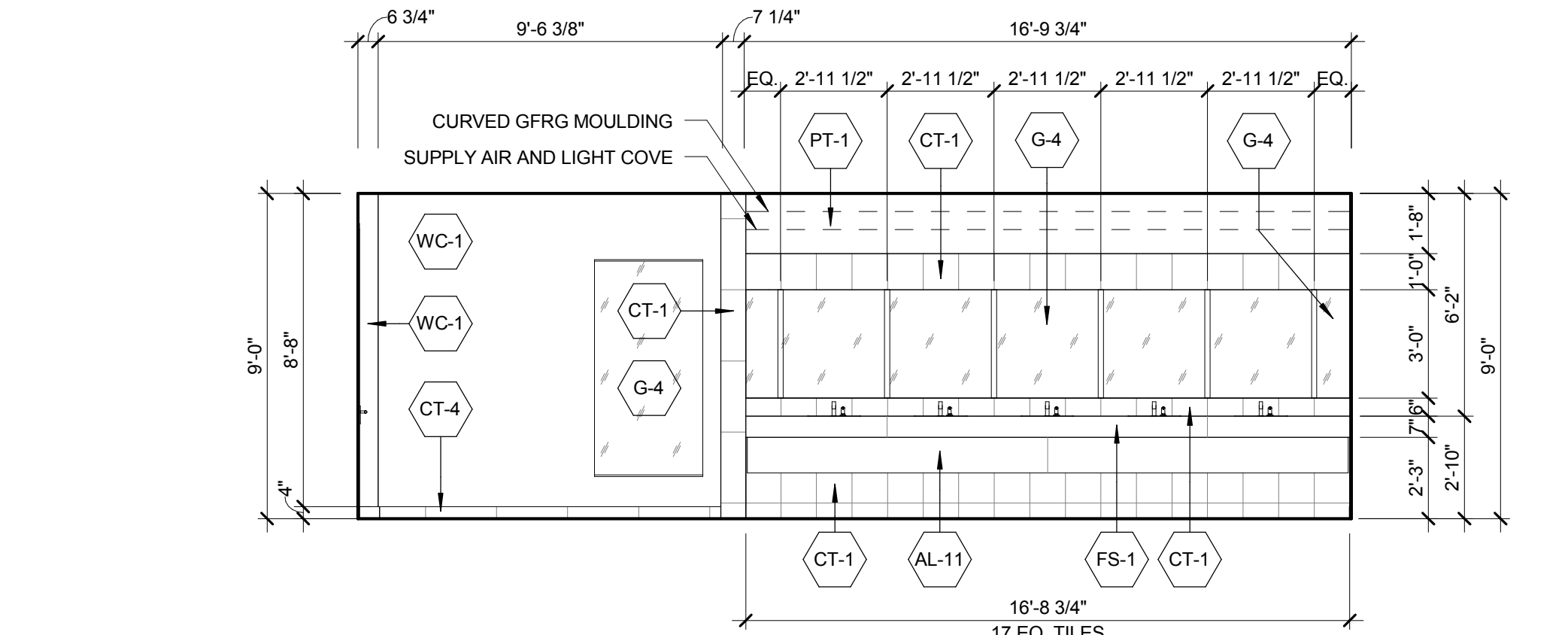
9 ENLARGED TYPICAL RESTROOM FIXTURE PLAN, L33-50  
SCALE: 1/2" = 1'-0"



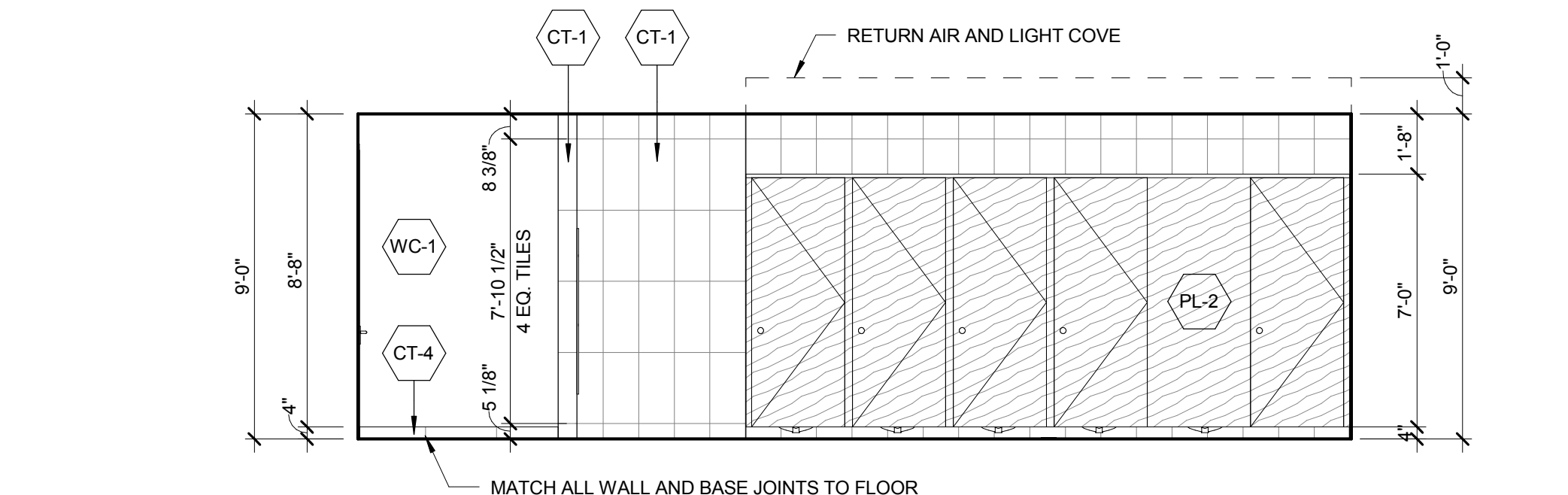
8 ENLARGED TYPICAL RESTROOM VANITY PLAN, L39-50  
SCALE: 1/2" = 1'-0"



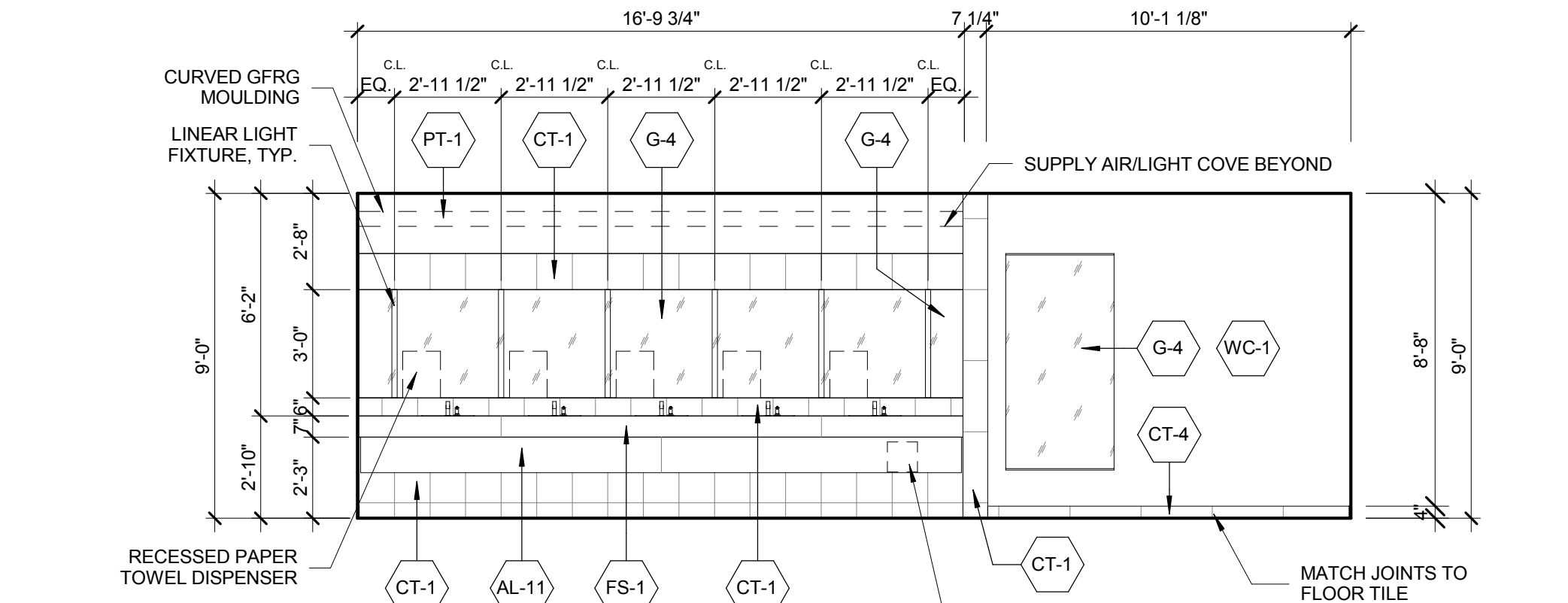
7 RESTROOM INTERIOR ELEVATION, MEN'S, LEVEL 39-50 SOUTH  
SCALE: 1/4" = 1'-0"



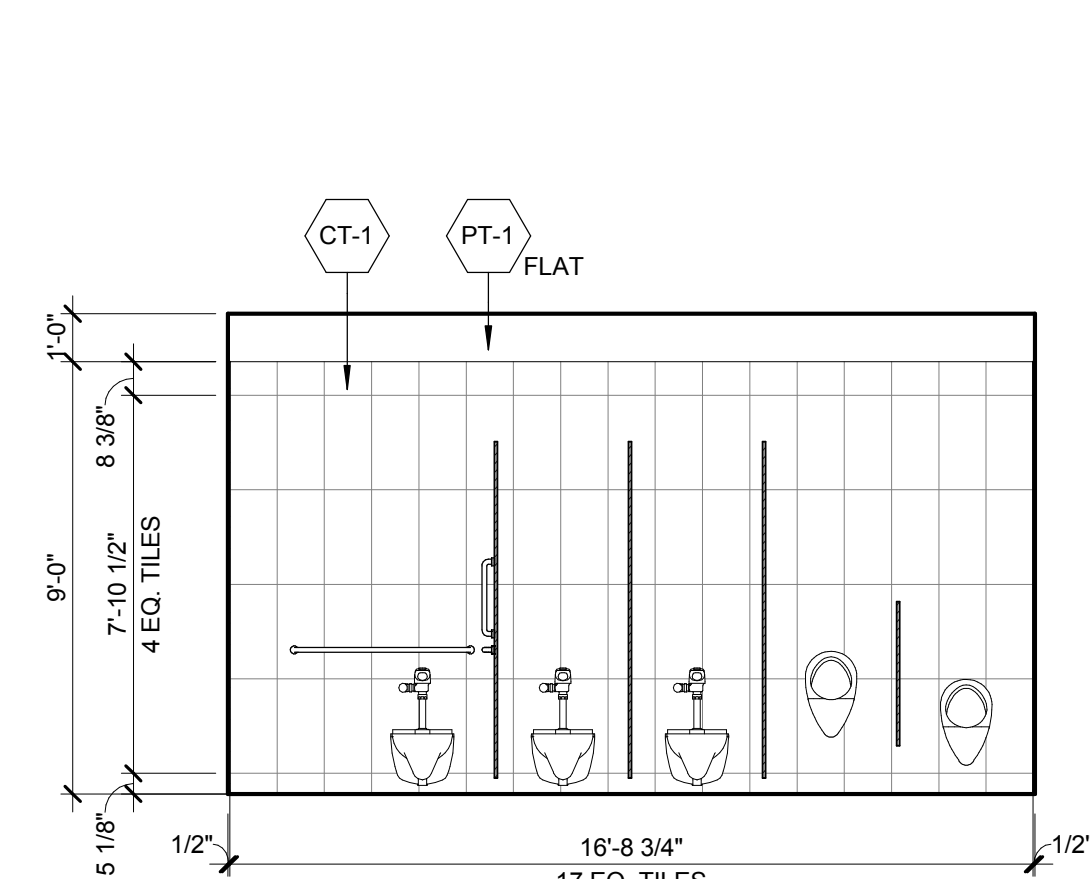
6 RESTROOM INTERIOR ELEVATION, MEN'S, LEVEL 39-50 NORTH  
SCALE: 1/4" = 1'-0"



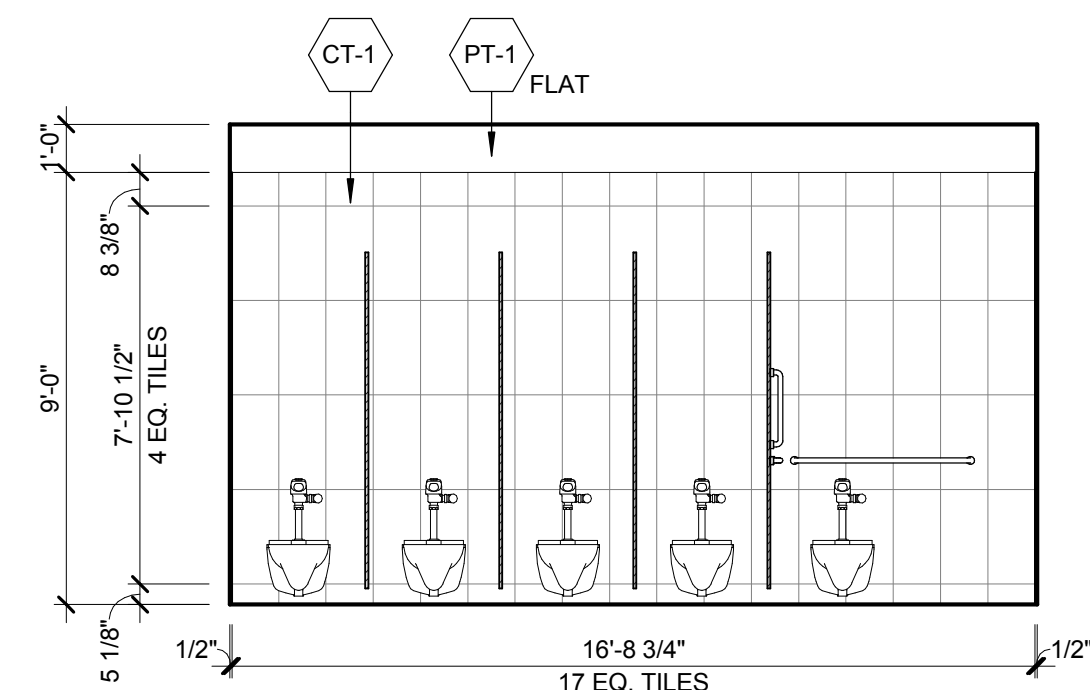
5 RESTROOM INTERIOR ELEVATION, WOMEN'S, LEVEL 39-50 NORTH  
SCALE: 1/4" = 1'-0"



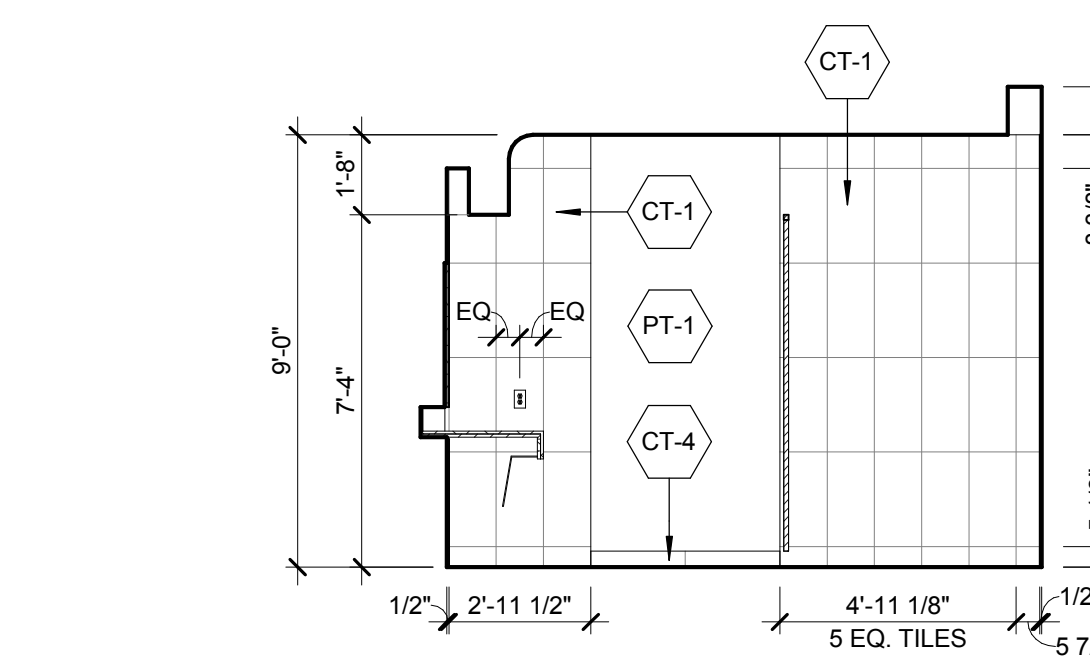
4 RESTROOM INTERIOR ELEVATION, WOMEN'S, LEVEL 39-50 SOUTH  
SCALE: 1/4" = 1'-0"



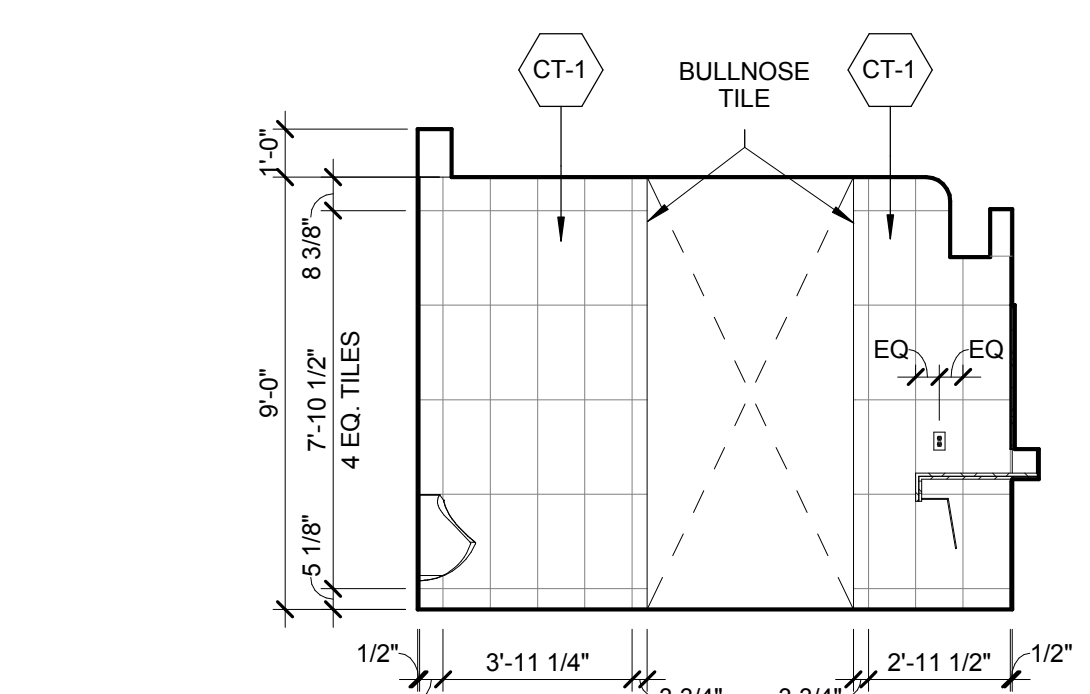
15 RESTROOM INT ELEVATION, MEN'S L39-50 SOUTH  
SCALE: 1/4" = 1'-0"



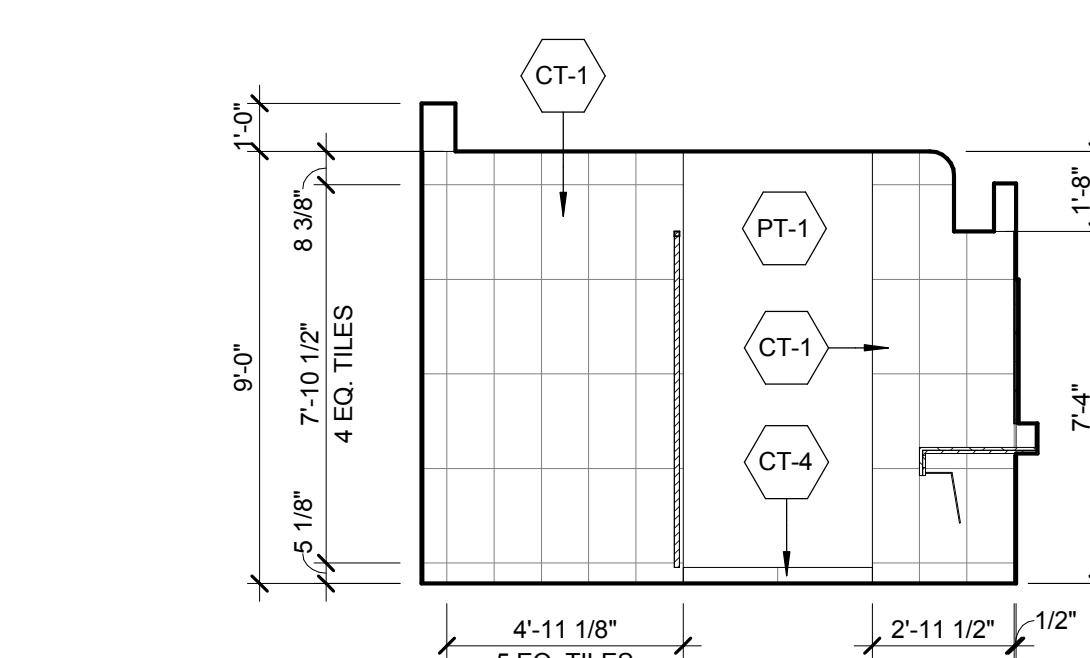
14 RESTROOM INT ELEVATION, WOMEN'S L39-50 NORTH  
SCALE: 1/4" = 1'-0"



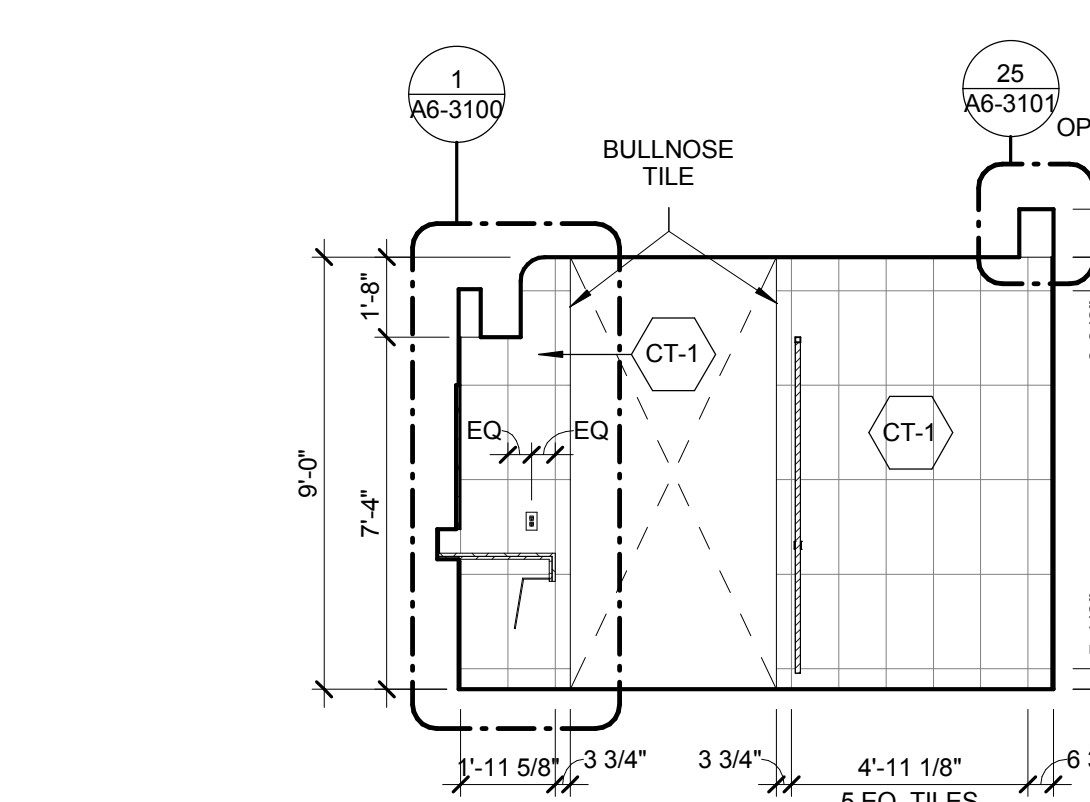
13 RESTROOM INT ELEVATION, MEN'S, L39-50 EAST  
SCALE: 1/4" = 1'-0"



12 RESTROOM INT ELEVATION, MEN'S, L39-50 WEST  
SCALE: 1/4" = 1'-0"



11 RESTROOM INT ELEVATION, WOMEN'S, L39-50 EAST  
SCALE: 1/4" = 1'-0"



10 RESTROOM INT ELEVATION, WOMEN'S, L39-50 WEST  
SCALE: 1/4" = 1'-0"

16 RESTROOM INT ELEVATION, WOMEN'S L39-50 WEST  
SCALE: 1/4" = 1'-0"

17 RESTROOM INT ELEVATION, WOMEN'S L39-50 EAST  
SCALE: 1/4" = 1'-0"

18 RESTROOM INT ELEVATION, MEN'S L39-50 WEST  
SCALE: 1/4" = 1'-0"

19 RESTROOM INT ELEVATION, MEN'S L39-50 EAST  
SCALE: 1/4" = 1'-0"

20 RESTROOM INT ELEVATION, WOMEN'S L39-50 WEST  
SCALE: 1/4" = 1'-0"

21 RESTROOM INT ELEVATION, WOMEN'S L39-50 EAST  
SCALE: 1/4" = 1'-0"

22 RESTROOM INT ELEVATION, MEN'S L39-50 WEST  
SCALE: 1/4" = 1'-0"

23 RESTROOM INT ELEVATION, MEN'S L39-50 EAST  
SCALE: 1/4" = 1'-0"

24 RESTROOM INT ELEVATION, WOMEN'S L39-50 WEST  
SCALE: 1/4" = 1'-0"

25 RESTROOM INT ELEVATION, WOMEN'S L39-50 EAST  
SCALE: 1/4" = 1'-0"

26 RESTROOM INT ELEVATION, MEN'S L39-50 WEST  
SCALE: 1/4" = 1'-0"

27 RESTROOM INT ELEVATION, MEN'S L39-50 EAST  
SCALE: 1/4" = 1'-0"

28 RESTROOM INT ELEVATION, WOMEN'S L39-50 WEST  
SCALE: 1/4" = 1'-0"

29 RESTROOM INT ELEVATION, WOMEN'S L39-50 EAST  
SCALE: 1/4" = 1'-0"

30 RESTROOM INT ELEVATION, MEN'S L39-50 WEST  
SCALE: 1/4" = 1'-0"

31 RESTROOM INT ELEVATION, MEN'S L39-50 EAST  
SCALE: 1/4" = 1'-0"

32 RESTROOM INT ELEVATION, WOMEN'S L39-50 WEST  
SCALE: 1/4" = 1'-0"

33 RESTROOM INT ELEVATION, WOMEN'S L39-50 EAST  
SCALE: 1/4" = 1'-0"

34 RESTROOM INT ELEVATION, MEN'S L39-50 WEST  
SCALE: 1/4" = 1'-0"

35 RESTROOM INT ELEVATION, MEN'S L39-50 EAST  
SCALE: 1/4" = 1'-0"

36 RESTROOM INT ELEVATION, WOMEN'S L39-50 WEST  
SCALE: 1/4" = 1'-0"

37 RESTROOM INT ELEVATION, WOMEN'S L39-50 EAST  
SCALE: 1/4" = 1'-0"

38 RESTROOM INT ELEVATION, MEN'S L39-50 WEST  
SCALE: 1/4" = 1'-0"

39 RESTROOM INT ELEVATION, MEN'S L39-50 EAST  
SCALE: 1/4" = 1'-0"

40 RESTROOM INT ELEVATION, WOMEN'S L39-50 WEST  
SCALE: 1/4" = 1'-0"

41 RESTROOM INT ELEVATION, WOMEN'S L39-50 EAST  
SCALE: 1/4" = 1'-0"

42 RESTROOM INT ELEVATION, MEN'S L39-50 WEST  
SCALE: 1/4" = 1'-0"

43 RESTROOM INT ELEVATION, MEN'S L39-50 EAST  
SCALE: 1/4" = 1'-0"

44 RESTROOM INT ELEVATION, WOMEN'S L39-50 WEST  
SCALE: 1/4" = 1'-0"

45 RESTROOM INT ELEVATION, WOMEN'S L39-50 EAST  
SCALE: 1/4" = 1'-0"

46 RESTROOM INT ELEVATION, MEN'S L39-50 WEST  
SCALE: 1/4" = 1'-0"

47 RESTROOM INT ELEVATION, MEN'S L39-50 EAST  
SCALE: 1/4" = 1'-0"

48 RESTROOM INT ELEVATION, WOMEN'S L39-50 WEST  
SCALE: 1/4" = 1'-0"

49 RESTROOM INT ELEVATION, WOMEN'S L39-50 EAST  
SCALE: 1/4" = 1'-0"

50 RESTROOM INT ELEVATION, MEN'S L39-50 WEST  
SCALE: 1/4" = 1'-0"

51 RESTROOM INT ELEVATION, MEN'S L39-50 EAST  
SCALE: 1/4" = 1'-0"

52 RESTROOM INT ELEVATION, WOMEN'S L39-50 WEST  
SCALE: 1/4" = 1'-0"

53 RESTROOM INT ELEVATION, WOMEN'S L39-50 EAST  
SCALE: 1/4" = 1'-0"

54 RESTROOM INT ELEVATION, MEN'S L39-50 WEST  
SCALE: 1/4" = 1'-0"

55 RESTROOM INT ELEVATION, MEN'S L39-50 EAST  
SCALE: 1/4" = 1'-0"

56 RESTROOM INT ELEVATION, WOMEN'S L39-50 WEST  
SCALE: 1/4" = 1'-0"

57 RESTROOM INT ELEVATION, WOMEN'S L39-50 EAST  
SCALE: 1/4" = 1'-0"

58 RESTROOM INT ELEVATION, MEN'S L39-50 WEST  
SCALE: 1/4" = 1'-0"

59 RESTROOM INT ELEVATION, MEN'S L39-50 EAST  
SCALE: 1/4" = 1'-0"

60 RESTROOM INT ELEVATION, WOMEN'S L39-50 WEST  
SCALE: 1/4" = 1'-0"

61 RESTROOM INT ELEVATION, WOMEN'S L39-50 EAST  
SCALE: 1/4" = 1'-0"

62 RESTROOM INT ELEVATION, MEN'S L39-50 WEST  
SCALE: 1/4" = 1'-0"

63 RESTROOM INT ELEVATION, MEN'S L39-50 EAST  
SCALE: 1/4" = 1'-0"

64 RESTROOM INT ELEVATION, WOMEN'S L39-50 WEST  
SCALE: 1/4" = 1'-0"

65 RESTROOM INT ELEVATION, WOMEN'S L39-50 EAST  
SCALE: 1/4" = 1'-0"

66 RESTROOM INT ELEVATION, MEN'S L39-50 WEST  
SCALE: 1/4" = 1'-0"

67 RESTROOM INT ELEVATION, MEN'S L39-50 EAST  
SCALE: 1/4" = 1'-0"

68 RESTROOM INT ELEVATION, WOMEN'S L39-50 WEST  
SCALE: 1/4" = 1'-0"

69 RESTROOM INT ELEVATION, WOMEN'S L39-50 EAST  
SCALE: 1/4" = 1'-0"

70 RESTROOM INT ELEVATION, MEN'S L39-50 WEST  
SCALE: 1/4" = 1'-0"

71 RESTROOM INT ELEVATION, MEN'S L39-50 EAST  
SCALE: 1/4" = 1'-0"

72 RESTROOM INT ELEVATION, WOMEN'S L39-50 WEST  
SCALE: 1/4" = 1'-0"

73 RESTROOM INT ELEVATION, WOMEN'S L39-50 EAST  
SCALE: 1/4" = 1'-0"

74 RESTROOM INT ELEVATION, MEN'S L39-50 WEST  
SCALE: 1/4" = 1'-0"

75 RESTROOM INT ELEVATION, MEN'S L39-50 EAST  
SCALE: 1/4" = 1'-0"

76 RESTROOM INT ELEVATION, WOMEN'S L39-50 WEST  
SCALE: 1/4" = 1'-0"

77 RESTROOM INT ELEVATION, WOMEN'S L39-50 EAST  
SCALE: 1/4" = 1'-0"

78 RESTROOM INT ELEVATION, MEN'S L39-50 WEST  
SCALE: 1/4" = 1'-0"

79 RESTROOM INT ELEVATION, MEN'S L39-50 EAST  
SCALE: 1/4" = 1'-0"

80 RESTROOM INT ELEVATION, WOMEN'S L39-50 WEST  
SCALE: 1/4" = 1'-0"

81 RESTROOM INT ELEVATION, WOMEN'S L39-50 EAST  
SCALE: 1/4" = 1'-0"

82 RESTROOM INT ELEVATION, MEN'S L39-50 WEST  
SCALE: 1/4" = 1'-0"

83 RESTROOM INT ELEVATION, MEN'S L39-50 EAST  
SCALE: 1/4" = 1'-0"

84 RESTROOM INT ELEVATION, WOMEN'S L39-50 WEST  
SCALE: 1/4" = 1'-0"

85 RESTROOM INT ELEVATION, WOMEN'S L39-50 EAST  
SCALE: 1/4" = 1'-0"

86 RESTROOM INT ELEVATION, MEN'S L39-50 WEST  
SCALE: 1/4" = 1'-0"

87 RESTROOM INT ELEVATION, MEN'S L39-50 EAST  
SCALE: 1/4" = 1'-0"

88 RESTROOM INT ELEVATION, WOMEN'S L39-50 WEST  
SCALE: 1/4" = 1'-0"

89 RESTROOM INT ELEVATION, WOMEN'S L39-50 EAST  
SCALE: 1/4" = 1'-0"

90 RESTROOM INT ELEVATION, MEN'S L39-50 WEST  
SCALE: 1/4" = 1'-0"

91 RESTROOM INT ELEVATION, MEN'S L39-50 EAST  
SCALE: 1/4" = 1'-0"

92 RESTROOM INT ELEVATION, WOMEN'S L39-50 WEST  
SCALE: 1/4" = 1'-0"

93 RESTROOM INT ELEVATION, WOMEN'S L39-50 EAST  
SCALE: 1/4" = 1'-0"

94 RESTROOM INT ELEVATION, MEN'S L39-50 WEST  
SCALE: 1/4" = 1'-0"

95 RESTROOM INT ELEVATION, MEN'S L39-50 EAST  
SCALE: 1/4" = 1'-0"

96 RESTROOM INT ELEVATION, WOMEN'S L39-50 WEST  
SCALE: 1/4" = 1'-0"

97 RESTROOM INT ELEVATION, WOMEN'S L39-50 EAST  
SCALE: 1/4" = 1'-0"

98 RESTROOM INT ELEVATION, MEN'S L39-50 WEST  
SCALE: 1/4" = 1'-0"

99 RESTROOM INT ELEVATION, MEN'S L39-50 EAST  
SCALE: 1/4" = 1'-0"

100 RESTROOM INT ELEVATION, WOMEN'S L39-50 WEST  
SCALE: 1/4" = 1'-0"

101 RESTROOM INT ELEVATION, WOMEN'S L39-50 EAST  
SCALE: 1/4" = 1'-0"

102 RESTROOM INT ELEVATION, MEN'S L39-50 WEST  
SCALE: 1/4" = 1'-0"

103 RESTROOM INT ELEVATION, MEN'S L39-50 EAST  
SCALE: 1/4" = 1'-0"

104 RESTROOM INT ELEVATION, WOMEN'S L39-50 WEST  
SCALE: 1/4" = 1'-0"

105 RESTROOM INT ELEVATION, WOMEN'S L39-50 EAST  
SCALE: 1/4" = 1'-0"

106 RESTROOM INT ELEVATION, MEN'S L39-50 WEST  
SCALE: 1/4" = 1'-0"

107 RESTROOM INT ELEVATION, MEN'S L39-50 EAST  
SCALE: 1/4" = 1'-0"

108 RESTROOM INT ELEVATION, WOMEN'S L39-50 WEST  
SCALE: 1/4" = 1'-0"

109 RESTROOM INT ELEVATION, WOMEN'S L39-50 EAST  
SCALE: 1/4" = 1'-0"

110 RESTROOM INT ELEVATION, MEN'S L39-50 WEST  
SCALE: 1/4" = 1'-0"

111 RESTROOM INT ELEVATION, MEN'S L39-50 EAST  
SCALE: 1/4" = 1'-0"

112 RESTROOM INT ELEVATION, WOMEN'S L39-50 WEST  
SCALE: 1/4" = 1'-0"

113 RESTROOM INT ELEVATION, WOMEN'S L39-50 EAST  
SCALE: 1/4" = 1'-0"

114 RESTROOM INT ELEVATION, MEN'S L39-50 WEST  
SCALE: 1/4" = 1'-0"

115 RESTROOM INT ELEVATION, MEN'S L39-50 EAST  
SCALE: 1/4" = 1'-0"

116 RESTROOM INT ELEVATION, WOMEN'S L39-50 WEST  
SCALE: 1/4" = 1'-0"

117 RESTROOM INT ELEVATION, WOMEN'S L39-50 EAST  
SCALE: 1/4" = 1'-0"

118 RESTROOM INT ELEVATION, MEN'S L39-50 WEST  
SCALE: 1/4" = 1'-0"

119 RESTROOM INT ELEVATION, MEN'S L39-50 EAST  
SCALE: 1/4" = 1'-0"

120 RESTROOM INT ELEVATION, WOMEN'S L39-50 WEST  
SCALE: 1/4" = 1'-0"

121 RESTROOM INT ELEVATION, WOMEN'S L39-50 EAST  
SCALE: 1/4" = 1'-0"

122 RESTROOM INT ELEVATION, MEN'S L39-50 WEST  
SCALE: 1/4" = 1'-0"

123 RESTROOM INT ELEVATION, MEN'S L39-50 EAST  
SCALE: 1/4" = 1'-0"

124 RESTROOM INT ELEVATION, WOMEN'S L39-50 WEST  
SCALE: 1/4" = 1'-0"

125 RESTROOM INT ELEVATION, WOMEN'S L39-50 EAST  
SCALE: 1/4" = 1'-0"

126 RESTROOM INT ELEVATION, MEN'S L39-50 WEST  
SCALE: 1/4" = 1'-0"

127 RESTROOM INT ELEVATION, MEN'S L39-50 EAST  
SCALE: 1/4" = 1'-0"

128 RESTROOM INT ELEVATION, WOMEN'S L39-50 WEST  
SCALE: 1/4" = 1'-0"

129 RESTROOM INT ELEVATION, WOMEN'S L39-50 EAST  
SCALE: 1/4" = 1'-0"

130 RESTROOM INT ELEVATION, MEN'S L39-50 WEST  
SCALE: 1/4" = 1'-0"

131 RESTROOM INT ELEVATION, MEN'S L39-50 EAST  
SCALE: 1/4" = 1'-0"

132 RESTROOM INT ELEVATION, WOMEN'S L39-50 WEST  
SCALE: 1/4" = 1'-0"

133 RESTROOM INT ELEVATION, WOMEN'S L39-50 EAST  
SCALE: 1/4" = 1'-0"

134 RESTROOM INT ELEVATION, MEN'S L39-50 WEST  
SCALE: 1/4" = 1'-0"


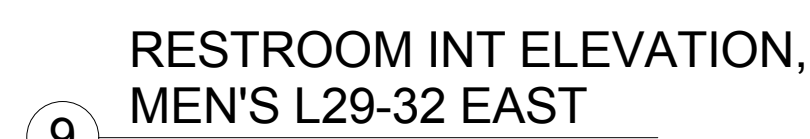
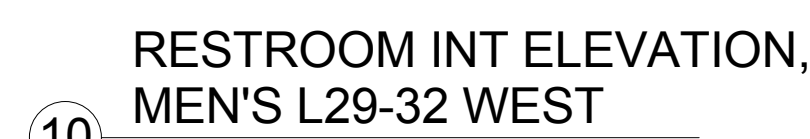


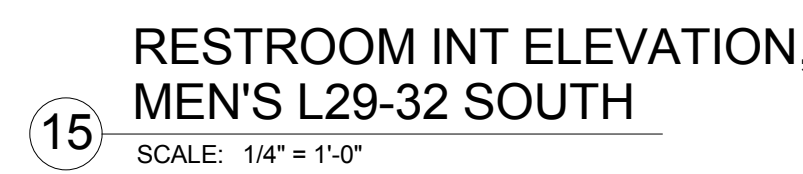
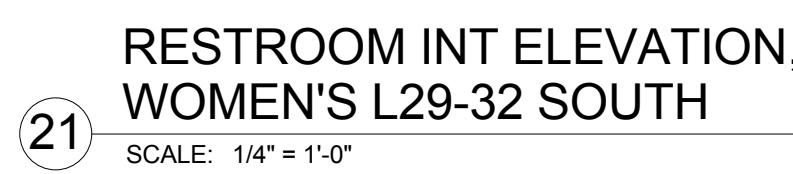


A black and white photograph of a modern skyscraper with a grid-like facade, surrounded by trees and a plaza. The building has a distinctive stepped-top design. The foreground shows a landscaped area with trees and a paved plaza where several people are walking. The sky is clear with some light clouds.

Oxford Properties Group  
320 Park Avenue, 17th Floor  
New York, NY 10022  
Tel: 212.986.7514 Fax: 212.986.7510

*Architect*  
Kohn Pedersen Fox Associates PC  
Architects & Planning Consultants  
11 West 42nd Street  
New York, New York 10036  
TEL: 212.977.6500 FAX: 212.956.2526

*Mechanical, Electrical, Plumbing, Fire Protection*  
WSP  
512 Seventh Avenue  
New York, NY 10018  
Tel: 212.532.9600



A-510 00

© 2015 KOHN PEDERSEN FOX ASSOCIATES PC. All rights reserved.





Client  
Related Companies  
60 Columbus Circle  
New York, NY 10023  
Tel: 212.801.1000 Fax: 212.801.1048

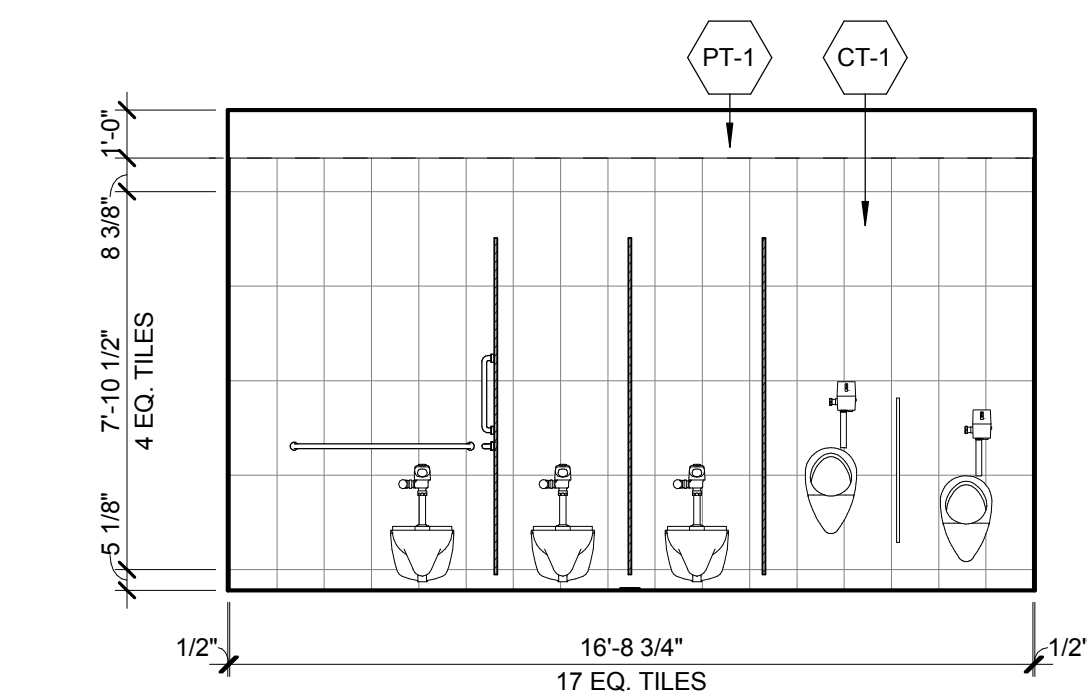
Oxford Properties Group  
320 Park Avenue, 17th Floor  
New York, NY 10022  
Tel: 212.986.7514 Fax: 212.986.7510

Mitsui Fudosan America, Inc.  
1251 Avenue of the Americas, Suite 800  
New York, NY 10020  
Tel: 212.403.5600 Fax: 212.403.5657

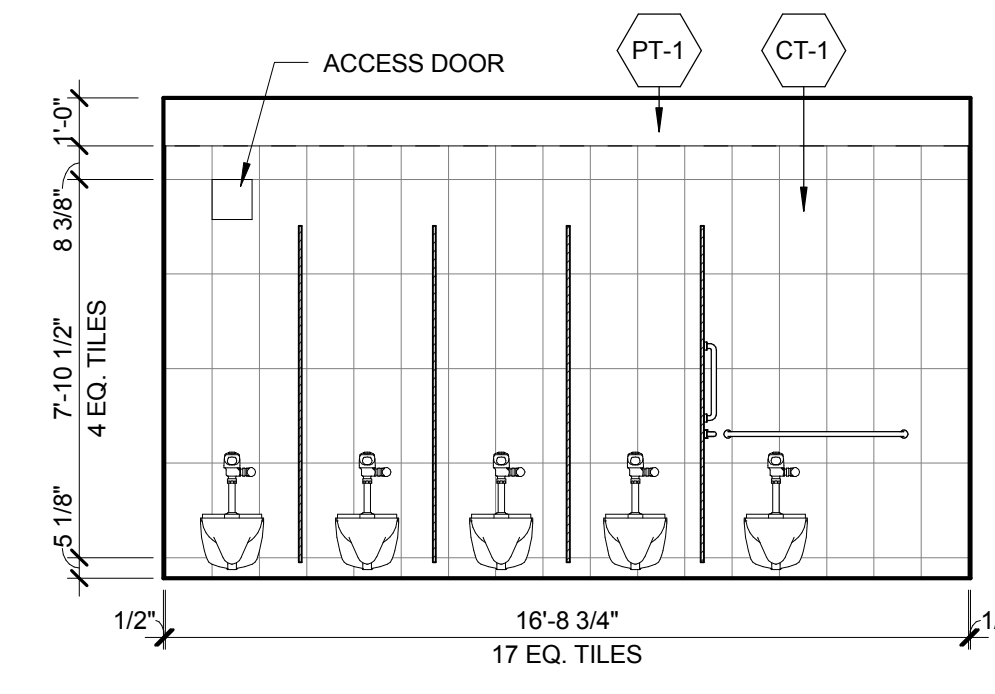
Architect  
Kohn Pedersen Fox Associates PC  
Architects & Planning Consultants  
11 West 42nd Street  
New York, New York 10036  
TEL: 212.977.6500 FAX: 212.956.2526

Structural Engineer  
WSP  
228 East 45th Street, 3rd Floor  
New York, NY 10017  
Tel: 212.687.9888 Fax: 646.487.5501

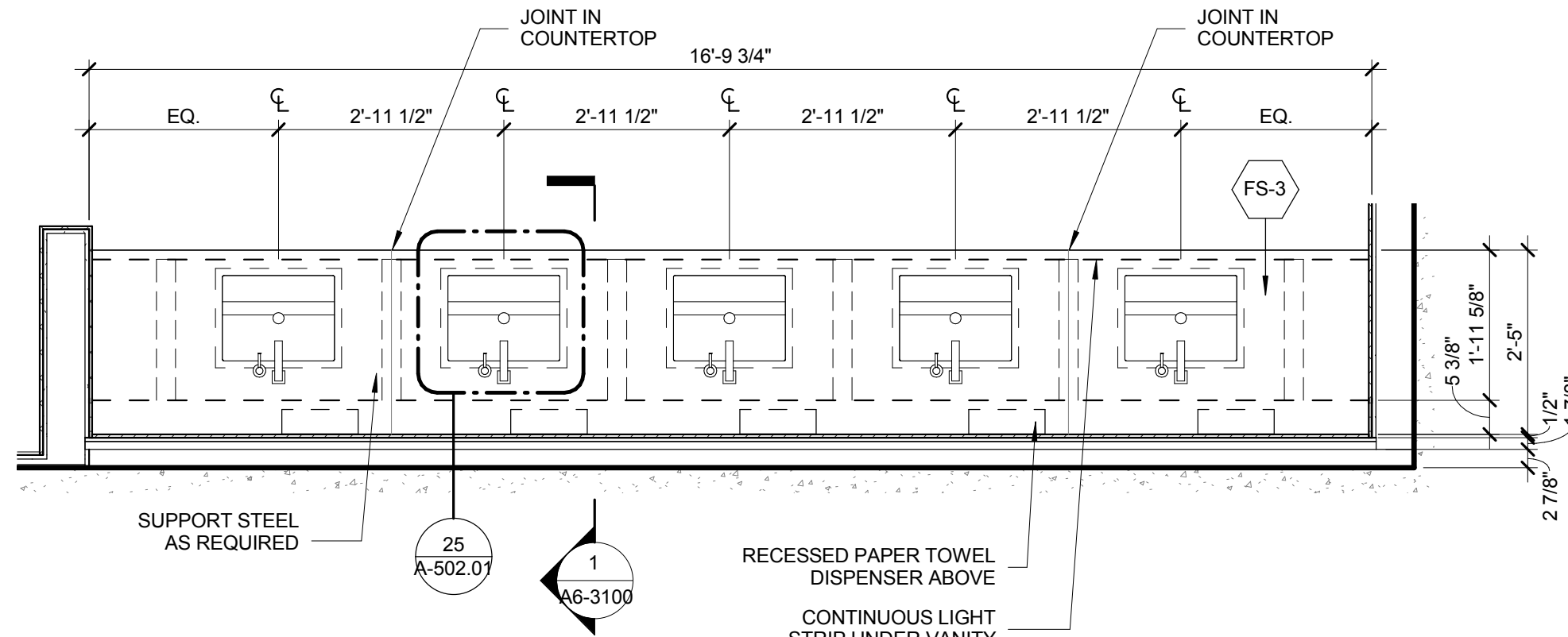
Mechanical, Electrical, Plumbing, Fire Protection  
WSP  
512 Seventh Avenue  
New York, NY 10018  
Tel: 212.532.9600



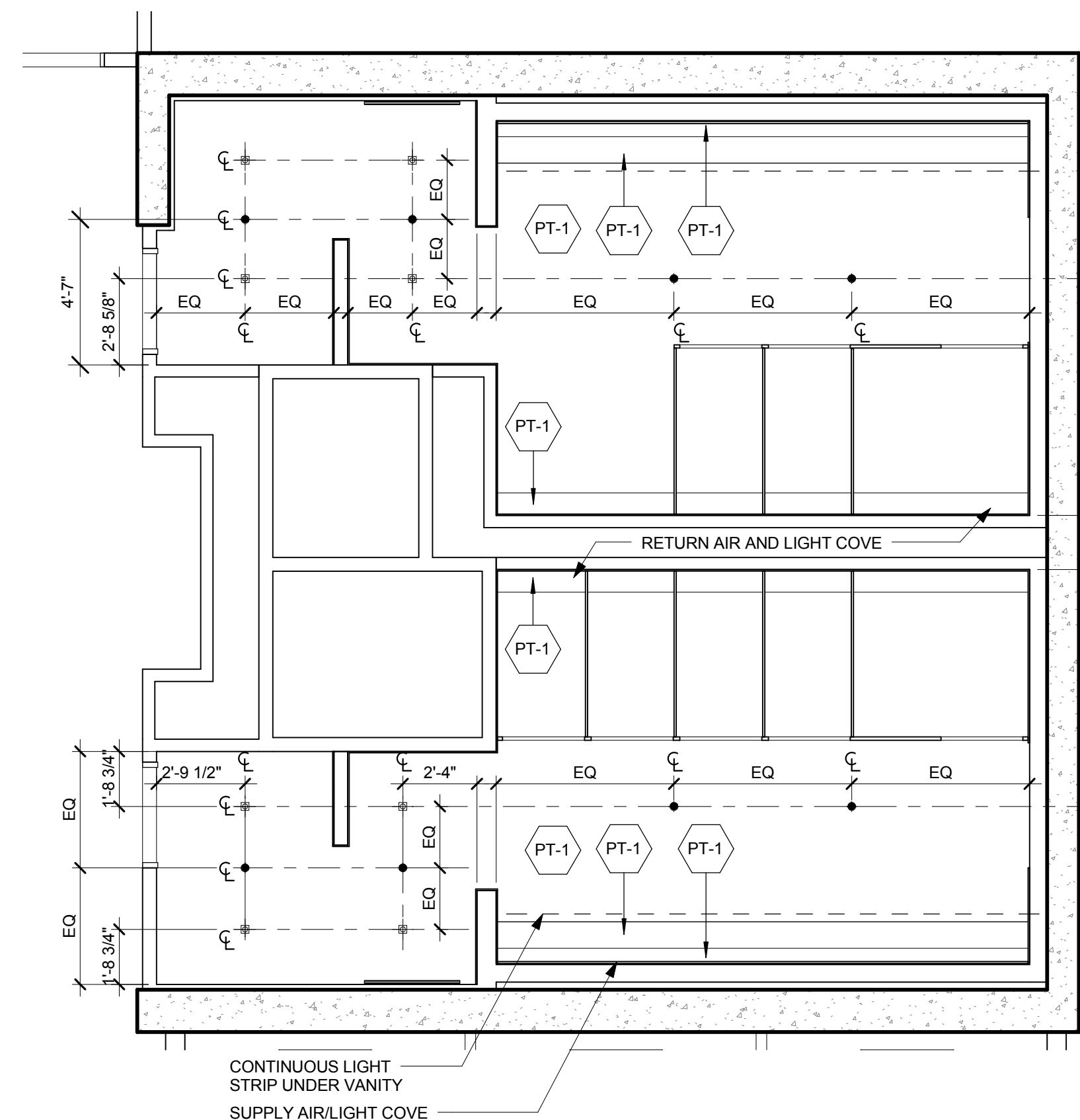
21 RESTROOM INT ELEVATION,  
MEN'S, L33-50 SOUTH  
SCALE: 1/4" = 1'-0"



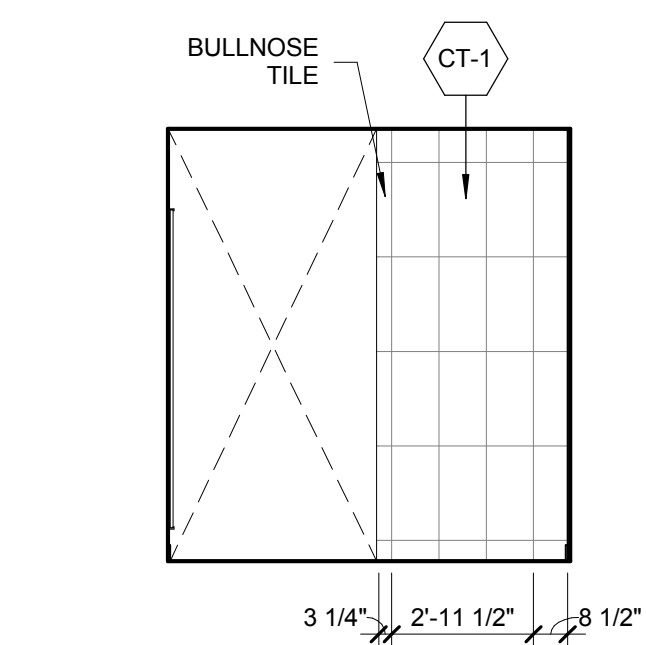
20 RESTROOM INT ELEVATION,  
WOMEN'S, L33-50 NORTH  
SCALE: 1/4" = 1'-0"



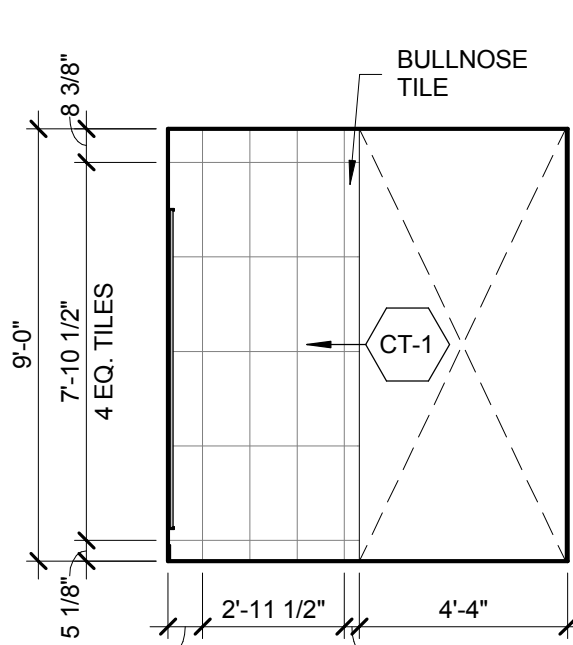
22 ENLARGED TYPICAL RESTROOM VANITY PLAN, L33-38  
SCALE: 1/2" = 1'-0"



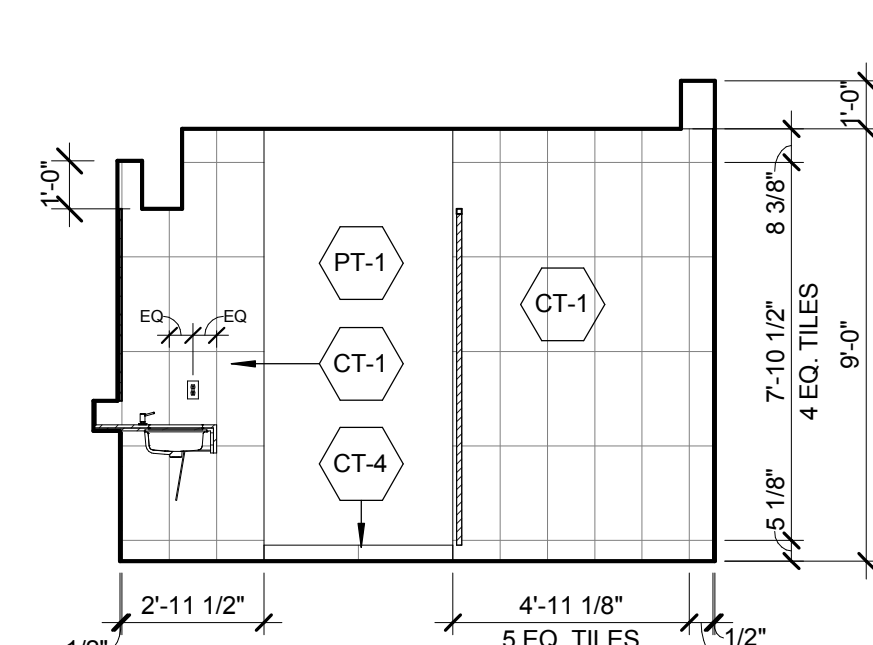
3 LEVELS 33-38 RESTROOM, REFLECTED CEILING PLAN  
SCALE: 1/4" = 1'-0"



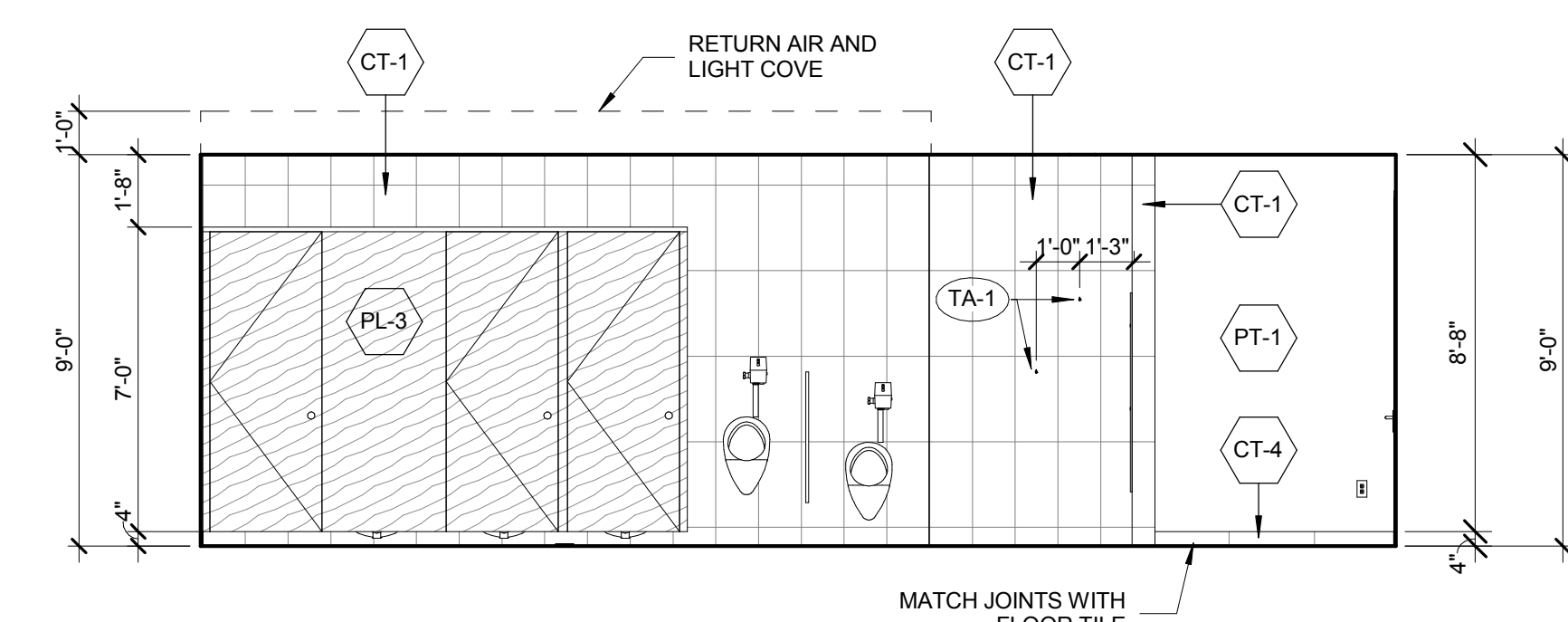
19 RESTROOM INTERIOR  
ELEVATION, MEN'S, L33-50  
SCALE: 1/4" = 1'-0"



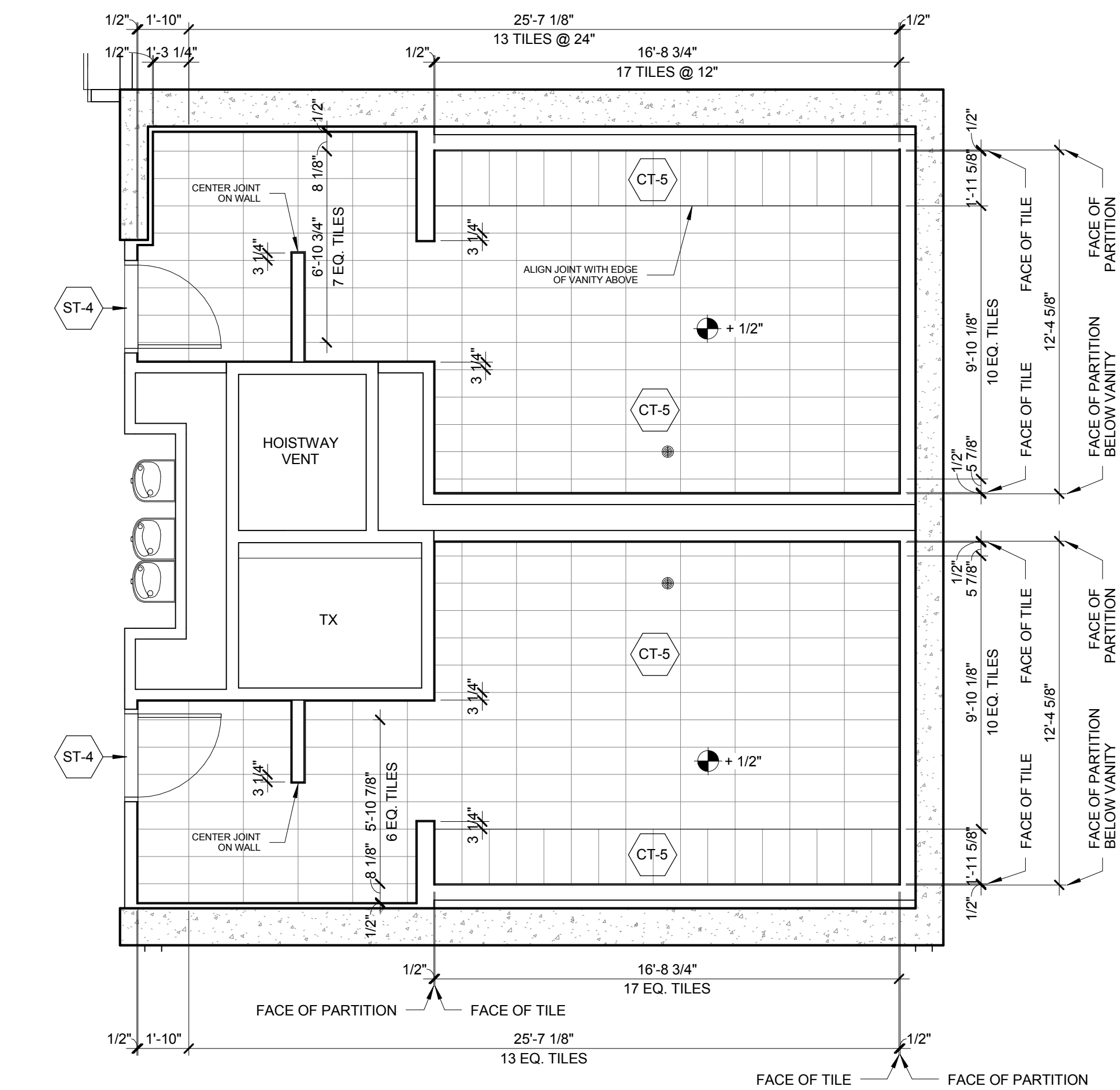
18 RESTROOM INT ELEVATION,  
MEN'S, L33-50 EAST  
SCALE: 1/4" = 1'-0"



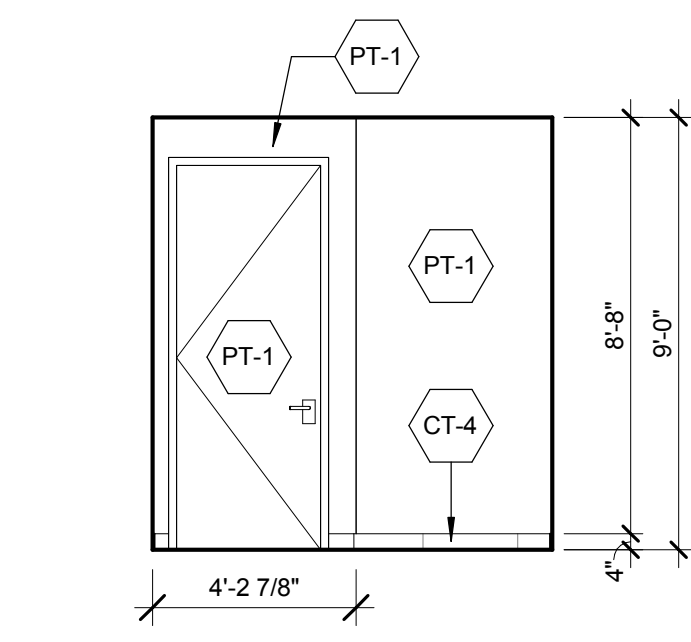
17 RESTROOM INT ELEVATION,  
MEN'S, L33-38 EAST  
SCALE: 1/4" = 1'-0"



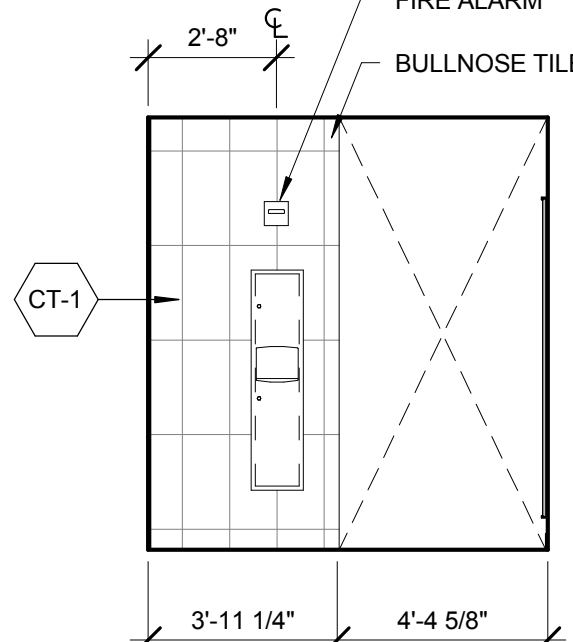
7 RESTROOM INTERIOR ELEVATION, MEN'S, L33-38 SOUTH  
SCALE: 1/4" = 1'-0"



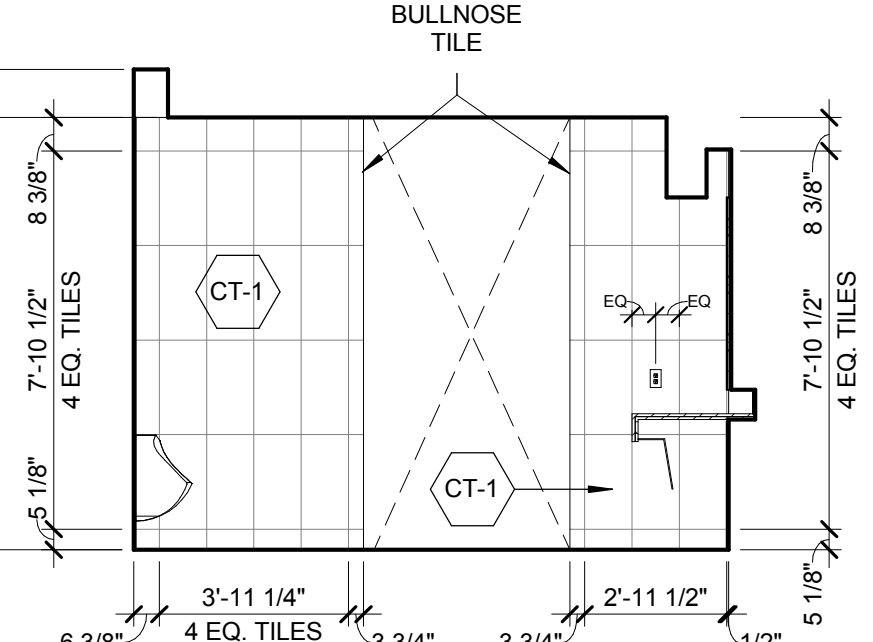
2 LEVELS 33-38 TYPICAL RESTROOM, FINISH PLAN  
SCALE: 1/4" = 1'-0"



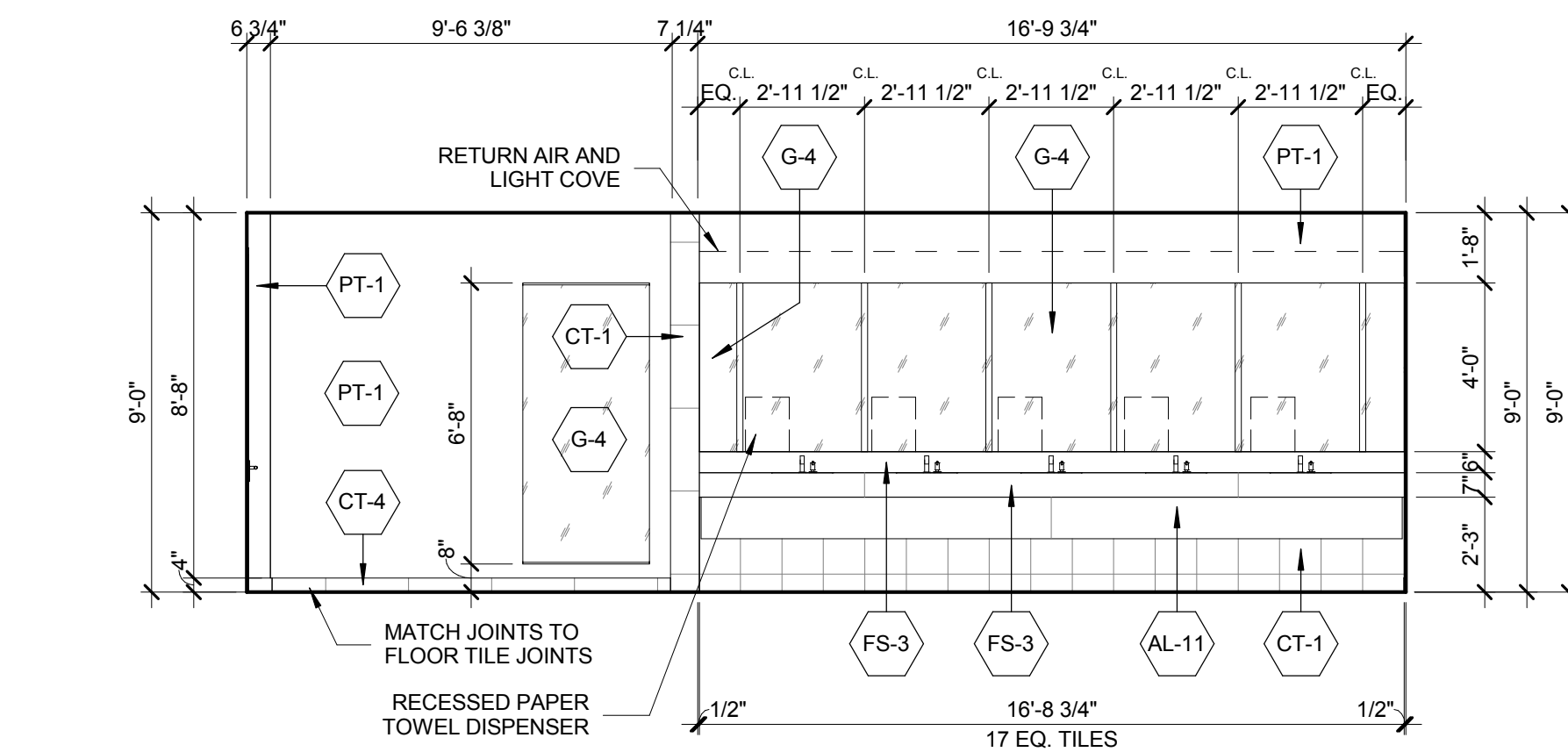
16 RESTROOM INTERIOR  
ELEVATION, MEN'S, L33-50  
SCALE: 1/4" = 1'-0"



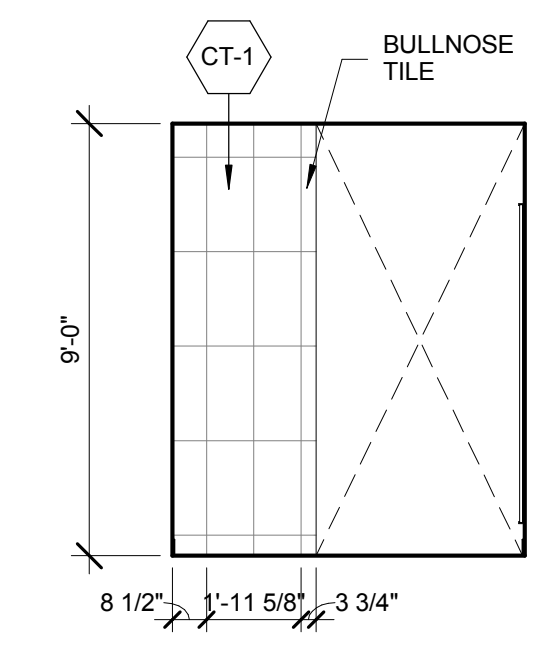
15 RESTROOM INT ELEVATION,  
MEN'S, L33-50 WEST  
SCALE: 1/4" = 1'-0"



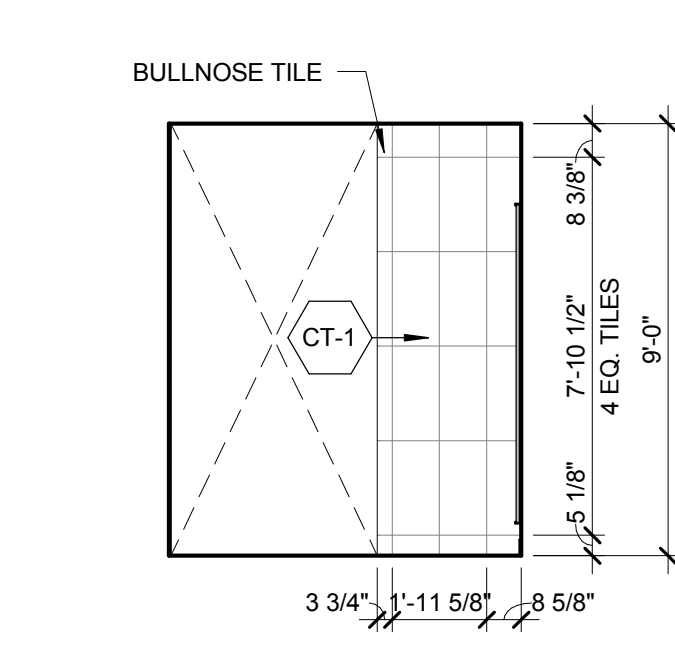
14 RESTROOM INT ELEVATION,  
MEN'S, L33-38 WEST  
SCALE: 1/4" = 1'-0"



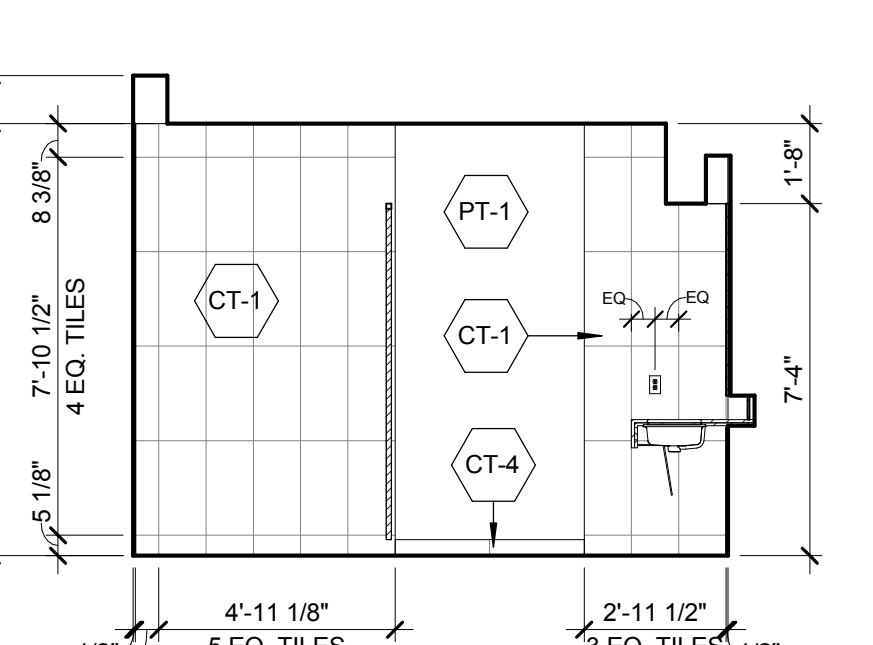
6 RESTROOM INTERIOR ELEVATION, MEN'S, L33-38 NORTH  
SCALE: 1/4" = 1'-0"



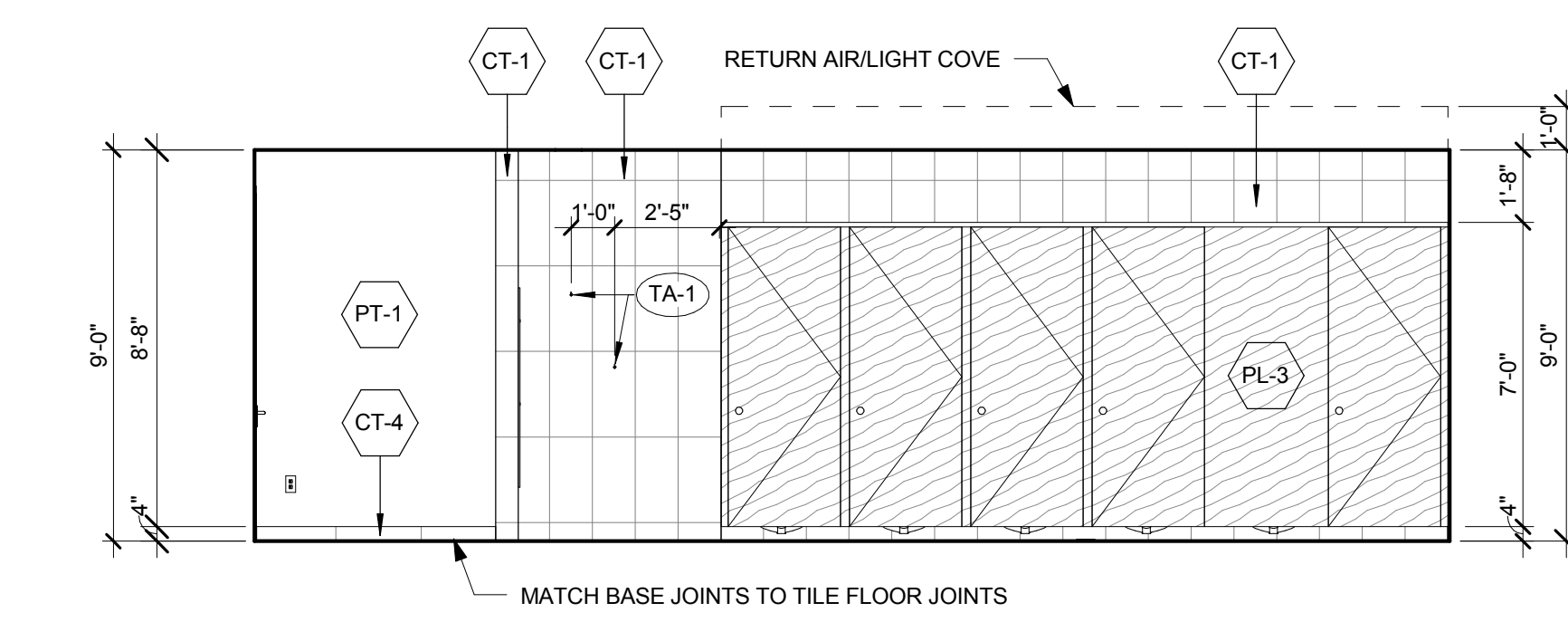
13 RESTROOM INTERIOR  
ELEVATION, WOMEN'S, L33-50  
SCALE: 1/4" = 1'-0"



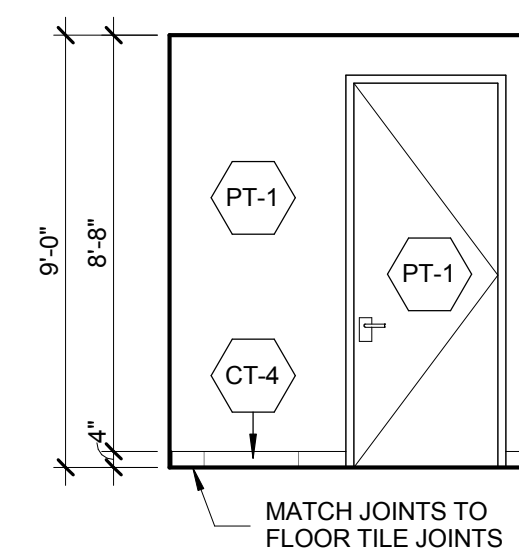
12 RESTROOM INT ELEVATION,  
WOMEN'S, L33-50 EAST  
SCALE: 1/4" = 1'-0"



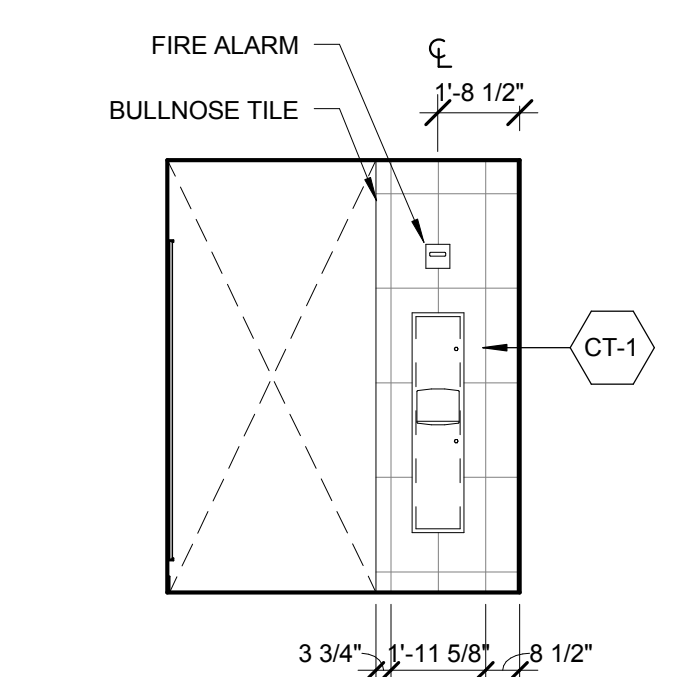
11 RESTROOM INT ELEVATION,  
WOMEN'S, L33-38 EAST  
SCALE: 1/4" = 1'-0"



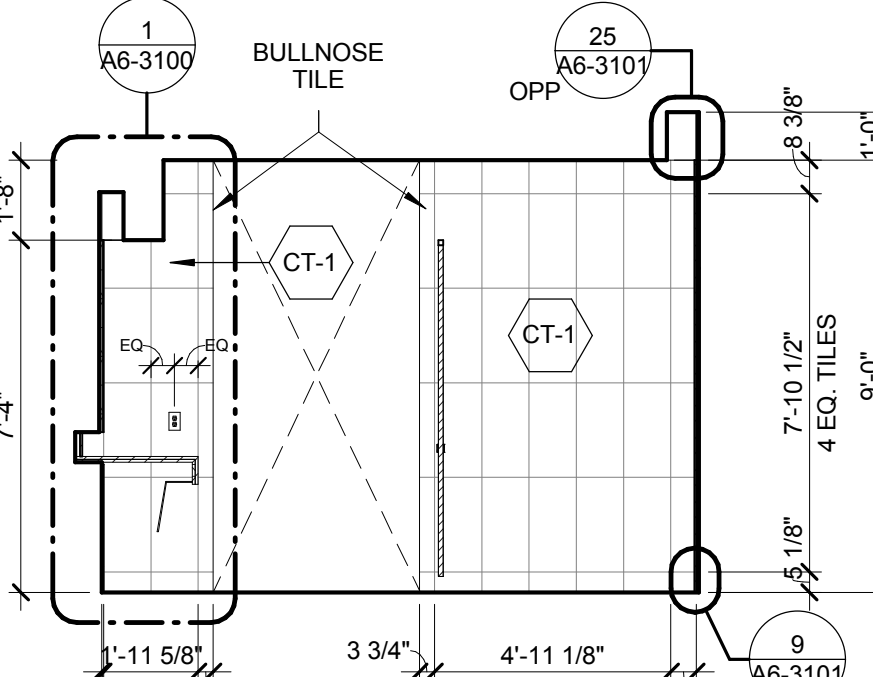
5 RESTROOM INTERIOR ELEVATION, WOMEN'S, L33-38 NORTH  
SCALE: 1/4" = 1'-0"



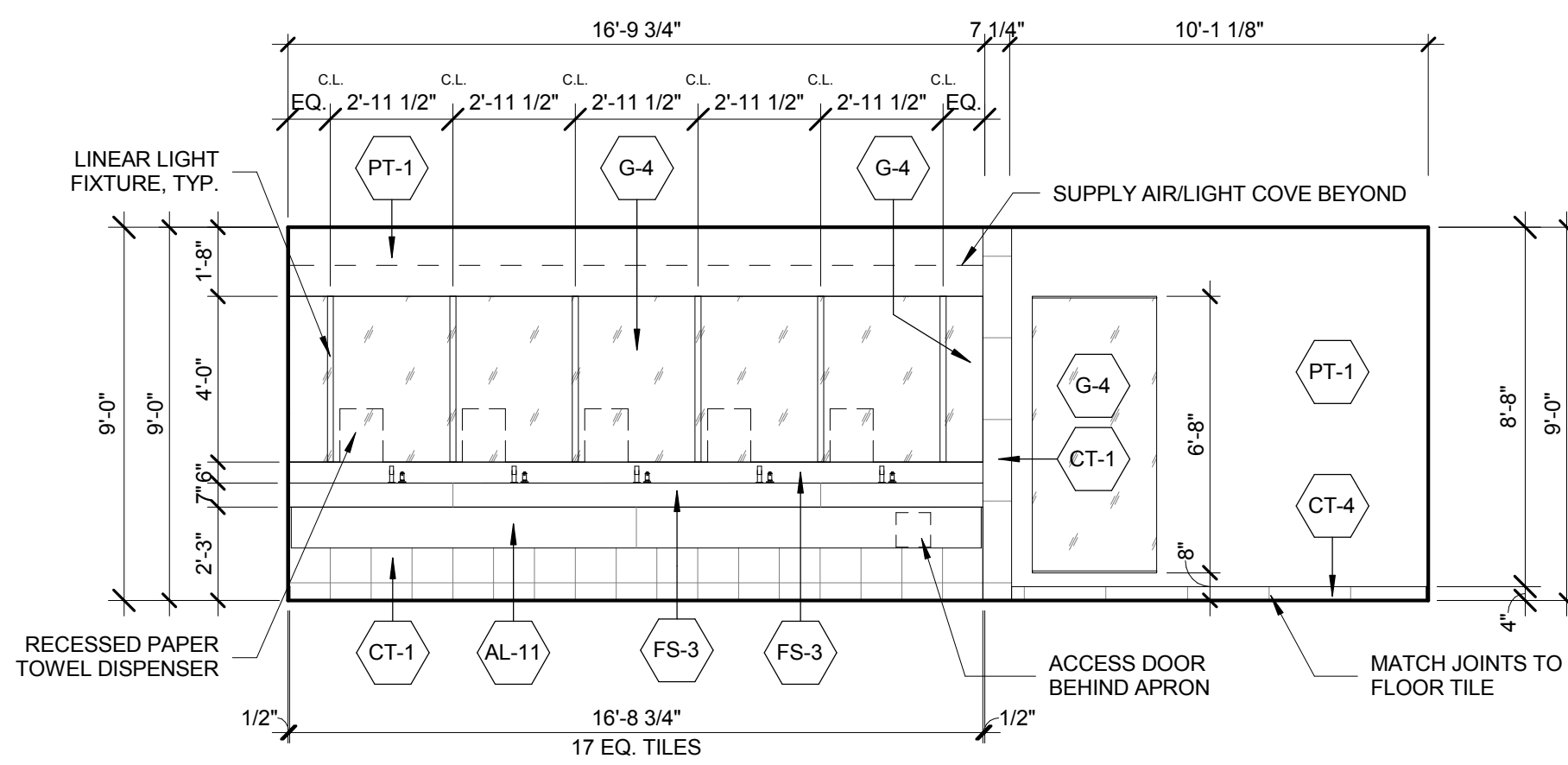
10 RESTROOM INTERIOR  
ELEVATION, WOMEN'S, L33-50  
SCALE: 1/4" = 1'-0"



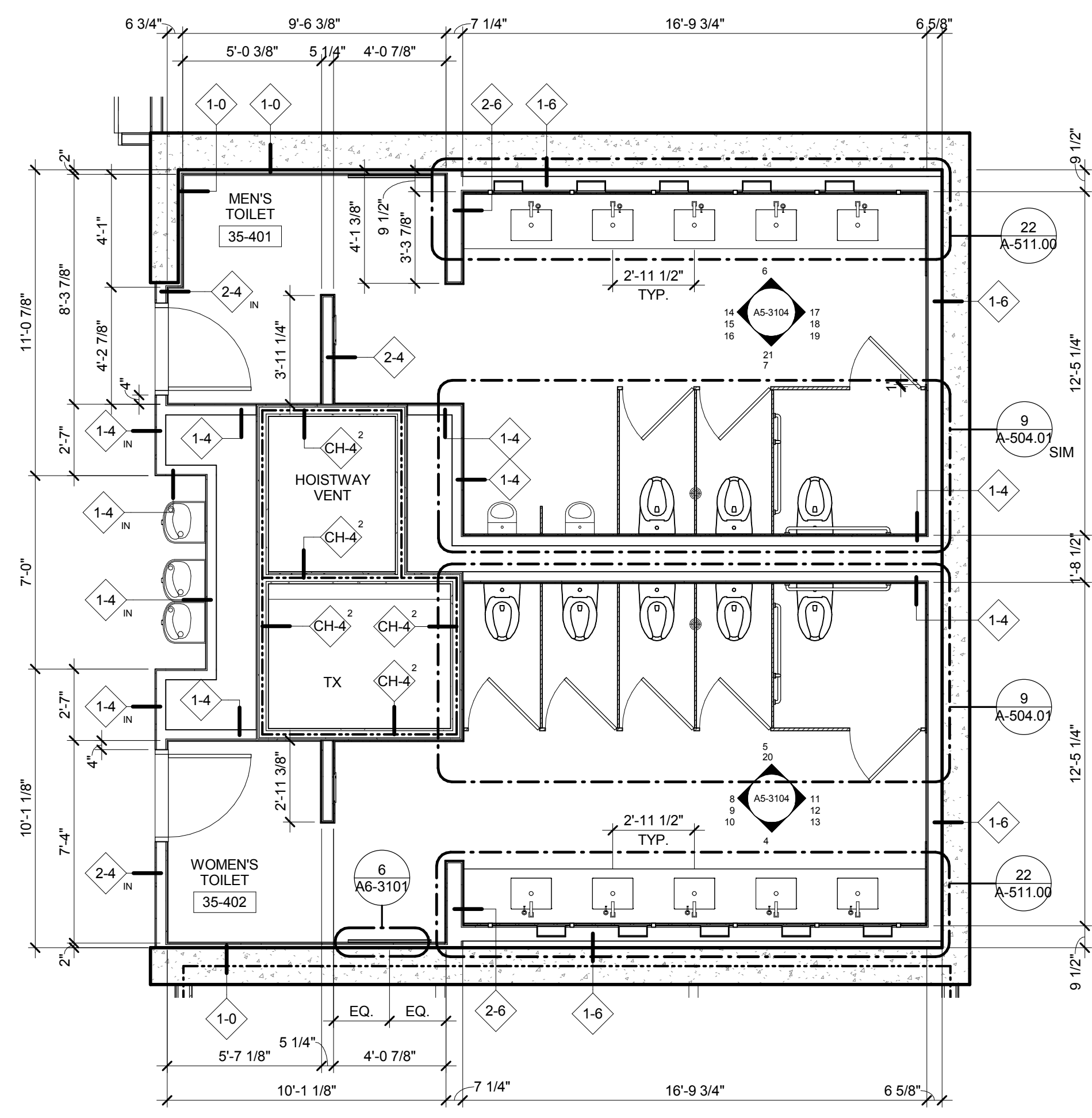
9 RESTROOM INT ELEVATION,  
WOMEN'S, L33-50 WEST  
SCALE: 1/4" = 1'-0"



8 RESTROOM INT ELEVATION,  
WOMEN'S, L33-38 WEST  
SCALE: 1/4" = 1'-0"



4 RESTROOM INTERIOR ELEVATION, WOMEN'S, L33-38 SOUTH  
SCALE: 1/4" = 1'-0"





1 LEVELS 33-38 TYPICAL RESTROOM, PARTITION PLAN  
SCALE: 1/4" = 1'-0"

NOTE: (1) INCLUDE INTERNAL AND PERIMETER MOVEMENT JOINTS AS NEEDED  
(2) ALL HEIGHTS ARE MEASURED FROM FINISH FLOOR ELEVATION  
(3) ALL WALL AND BASE TILE JOINTS TO ALIGN WITH FLOOR TILE JOINTS  
(4) FULL SHEET REVISIONS HAVE BEEN ISSUED WITH THE FOLLOWING BULLETINS:

No.	Description	Date
1	PLAN APPROVAL AMENDMENT	08/04/2017

Rev. Plan



Tenant Restrooms,  
Levels 33-38  
Drawing Number  
A-511.00



55 HUDSON YARDS

Address  
550 W 34th St.  
New York, NY 10001



Client  
Related Companies  
60 Columbus Circle  
New York, NY 10023  
Tel: 212.801.1000 Fax: 212.801.1048

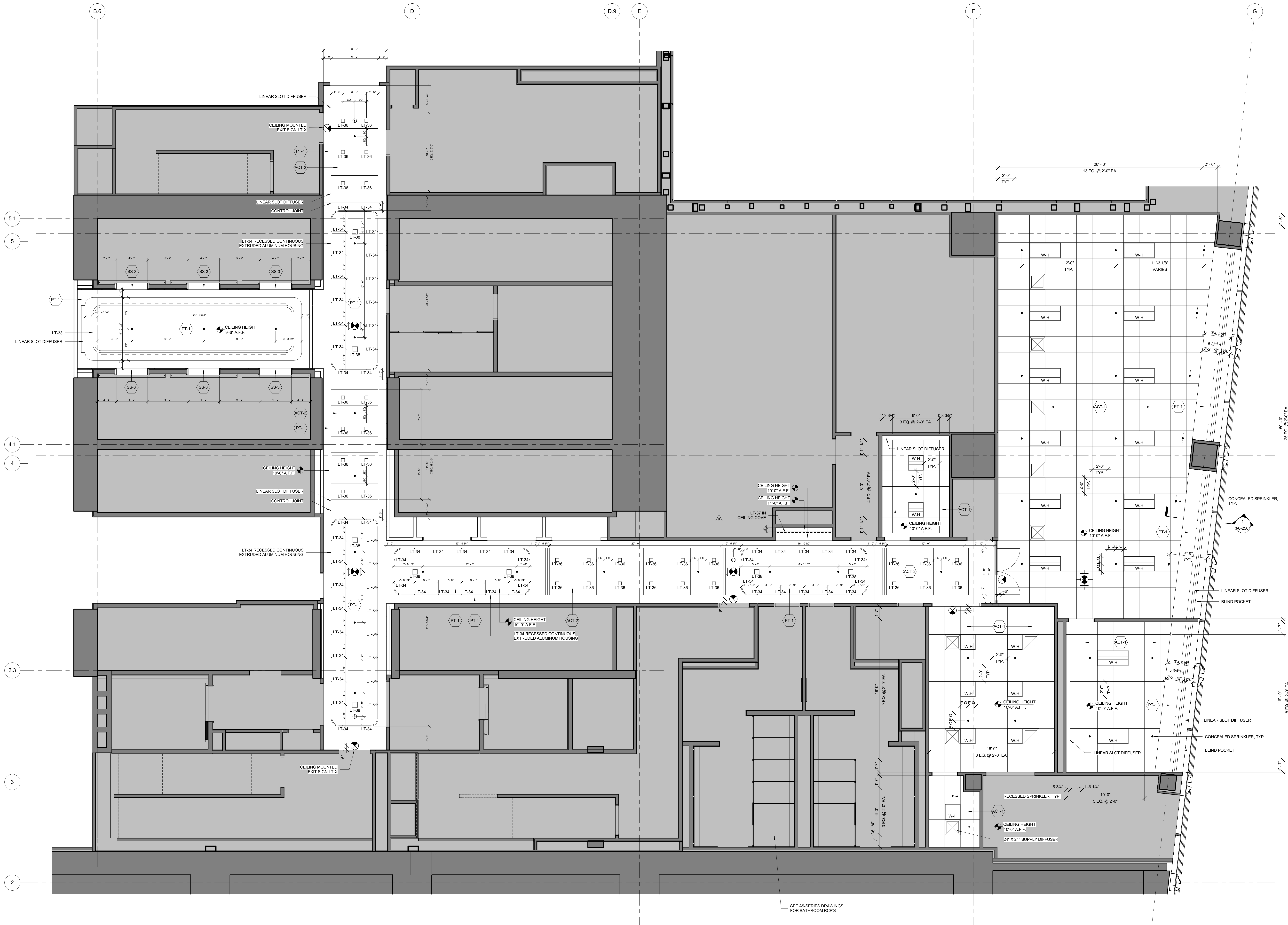
Oxford Properties Group  
320 Park Avenue, 17th Floor  
New York, NY 10022  
Tel: 212.986.7514 Fax: 212.986.7510

Mitsui Fudosan America, Inc.  
1251 Avenue of the Americas, Suite 800  
New York, NY 10020  
Tel: 212.403.5600 Fax: 212.403.5657

Architect  
Kohn Pedersen Fox Associates PC  
Architects & Planning Consultants  
11 West 42nd Street  
New York, New York 10036  
TEL: 212.977.6500 FAX: 212.956.2526

Structural Engineer  
WSP  
228 East 45th Street, 3rd Floor  
New York, NY 10017  
Tel: 212.687.9888 Fax: 646.487.5501



Mechanical, Electrical, Plumbing, Fire Protection  
WSP  
512 Seventh Avenue  
New York, NY 10018  
Tel: 212.552.9600



ENLARGED RCP - MARKETING LEVEL 02  
SCALE: 1/4" = 1'-0"

No.	Description	Date
1	PLAN APPROVAL AMENDMENT	08/04/2017

Key Plan



Drawing Title  
ENLARGED RCP - L02

Drawing Number  
A-520.00

© 2017 KOHN PEDERSEN FOX ASSOCIATES PC. All rights reserved.



55 HUDSON YARDS

Address  
550 W 34th St  
New York, NY 10001



Client

Related Companies  
60 Columbus Circle  
New York, NY 10023  
Tel: 212.801.1000 Fax: 212.801.1048

Oxford Properties Group  
320 Park Avenue, 17th Floor  
New York, NY 10022  
Tel: 212.986.7514 Fax: 212.986.7510

Mitsui Fudosan America, Inc.  
1251 Avenue of the Americas, Suite 800  
New York, NY 10020  
Tel: 212.403.5600 Fax: 212.403.5657

Architect

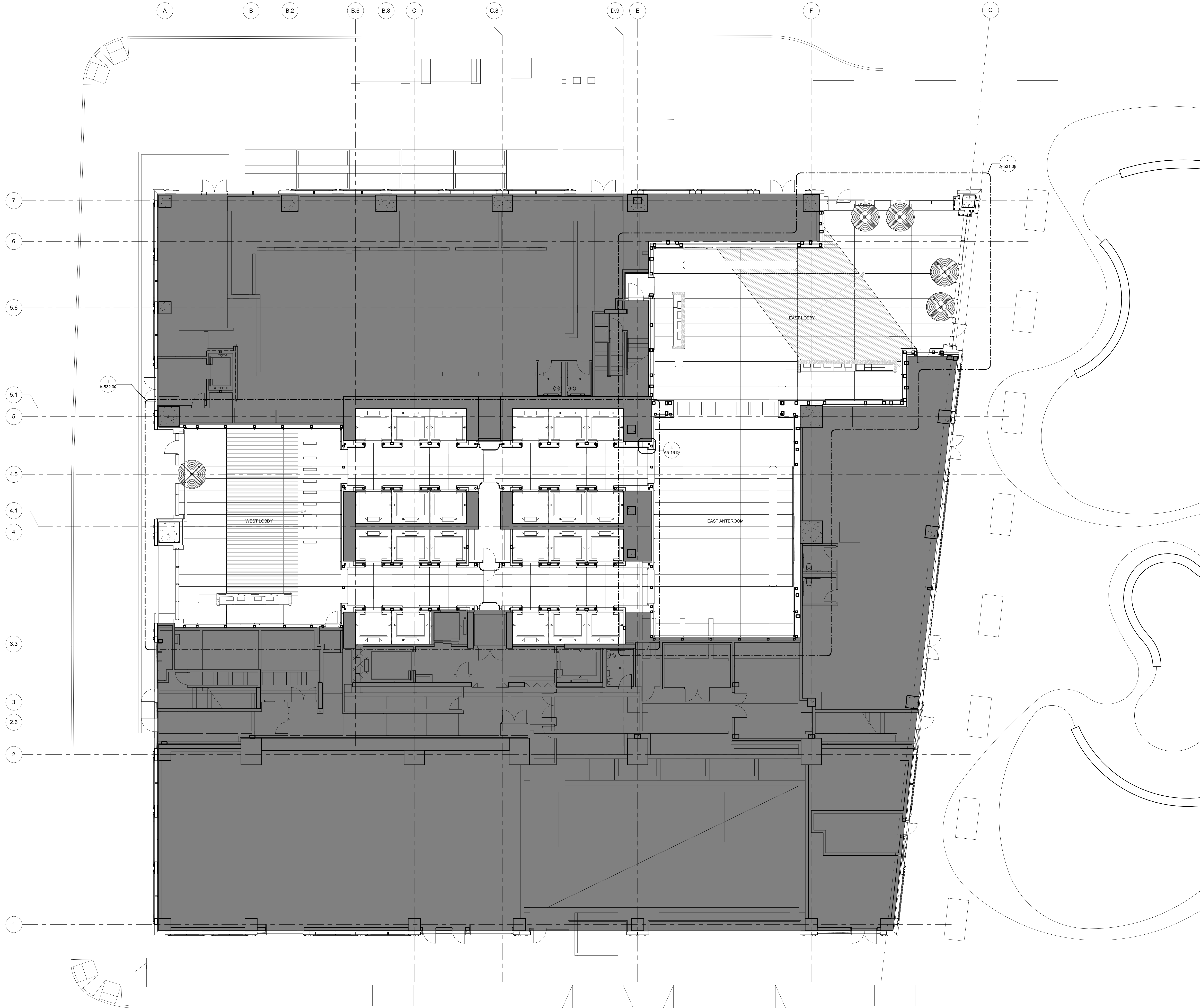
Kohn Pedersen Fox Associates PC  
Architects & Planning Consultants  
11 West 42nd Street  
New York, New York 10036  
TEL: 212.977.6500 FAX: 212.956.2526

Structural Engineer

WSP  
228 East 45th Street, 3rd Floor  
New York, NY 10017  
Tel: 212.687.9888 Fax: 646.487.5501

Mechanical, Electrical, Plumbing, Fire Protection

WSP  
512 Seventh Avenue  
New York, NY 10018  
Tel: 212.532.9600



1 OVERALL LOBBY PLAN  
SCALE: 1/8" = 1'-0"



No.	Description	Date
1	PLAN APPROVAL AMENDMENT	08/04/2017

Key Plan



Issue Date: 06/29/16  
Project No:  
Drawn By: [Signature]  
Sheet Number: A-530.00

Drawing Title

LOBBY PLAN

Drawing Number

A-530.00

SHEET 95 of 128

© 2017 KOHN PEDERSEN FOX ASSOCIATES PC. All rights reserved.





Client  
Related Companies  
60 Columbus Circle  
New York, NY 10023  
Tel: 212.801.1000 Fax: 212.801.1048

Oxford Properties Group  
320 Park Avenue, 17th Floor  
New York, NY 10022  
Tel: 212.986.7514 Fax: 212.986.7510

Mitsui Fudosan America, Inc.  
1251 Avenue of the Americas, Suite 800  
New York, NY 10020  
Tel: 212.403.5600 Fax: 212.403.5657


Architect  
Kohn Pedersen Fox Associates PC  
Architects & Planning Consultants  
11 West 42nd Street  
New York, New York 10036  
TEL: 212.977.6500 FAX: 212.956.2526

Structural Engineer  
WSP  
228 East 45th Street, 3rd Floor  
New York, NY 10017  
Tel: 212.687.9888 Fax: 646.487.5501

Mechanical, Electrical, Plumbing, Fire Protection  
WSP  
512 Seventh Avenue  
New York, NY 10018  
Tel: 212.532.9600

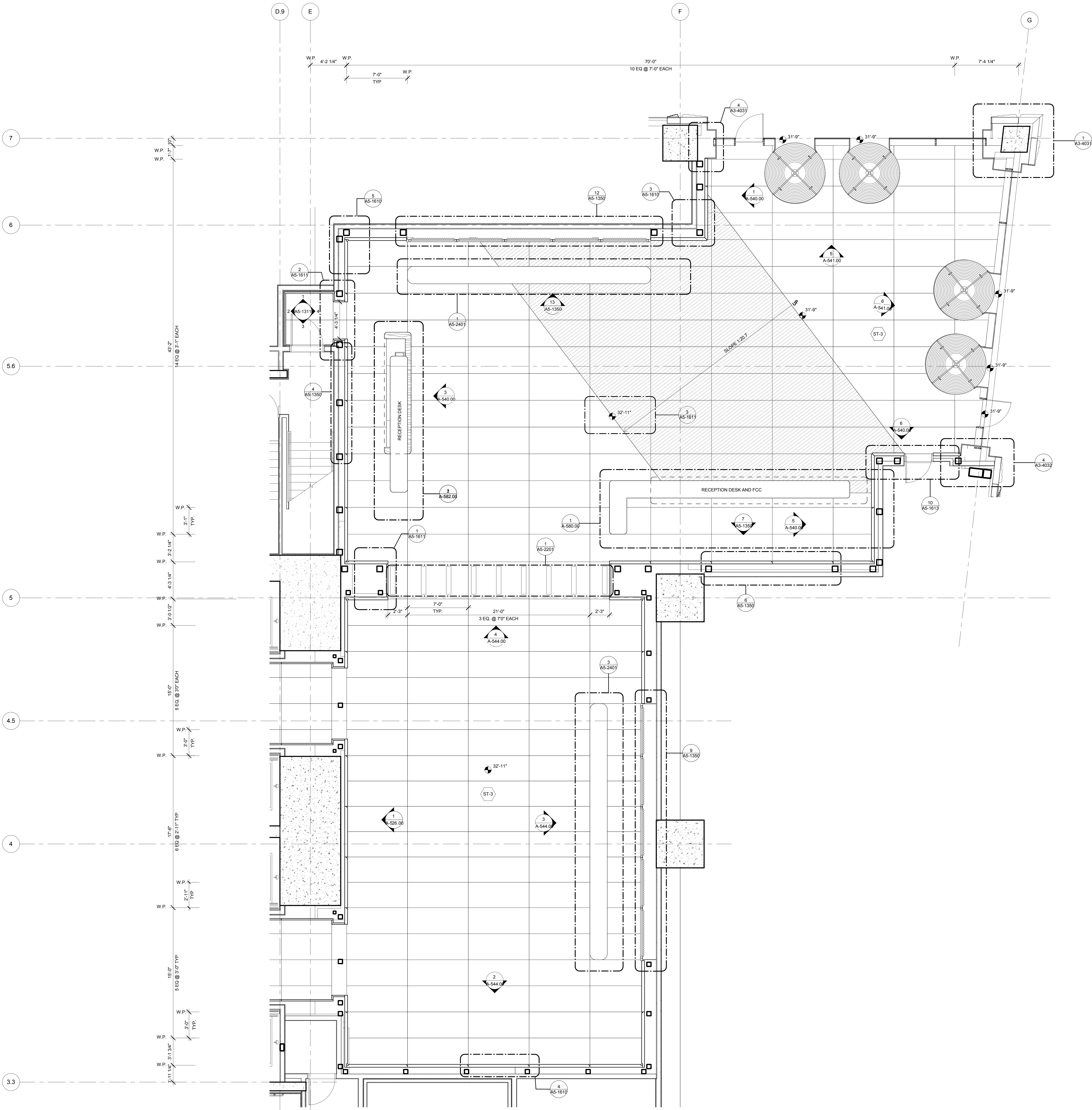
No.	Description	Date
1	PLAN APPROVAL AMENDMENT	08/04/2017

Key Plan



Enlarged Lobby  
Plans

A-531.00



1 EAST LOBBY FINISH PLAN  
SCALE: 1/4" = 1'-0"



55 HUDSON YARDS

Address  
550 W 34th St  
New York, NY 10001



Client

Related Companies  
60 Columbus Circle  
New York, NY 10023  
Tel: 212.801.1000 Fax: 212.801.1048

Oxford Properties Group  
320 Park Avenue, 17th Floor  
New York, NY 10022  
Tel: 212.986.7514 Fax: 212.986.7510

Mitsui Fudosan America, Inc.  
1251 Avenue of the Americas, Suite 800  
New York, NY 10020  
Tel: 212.403.5600 Fax: 212.403.5657

Architect

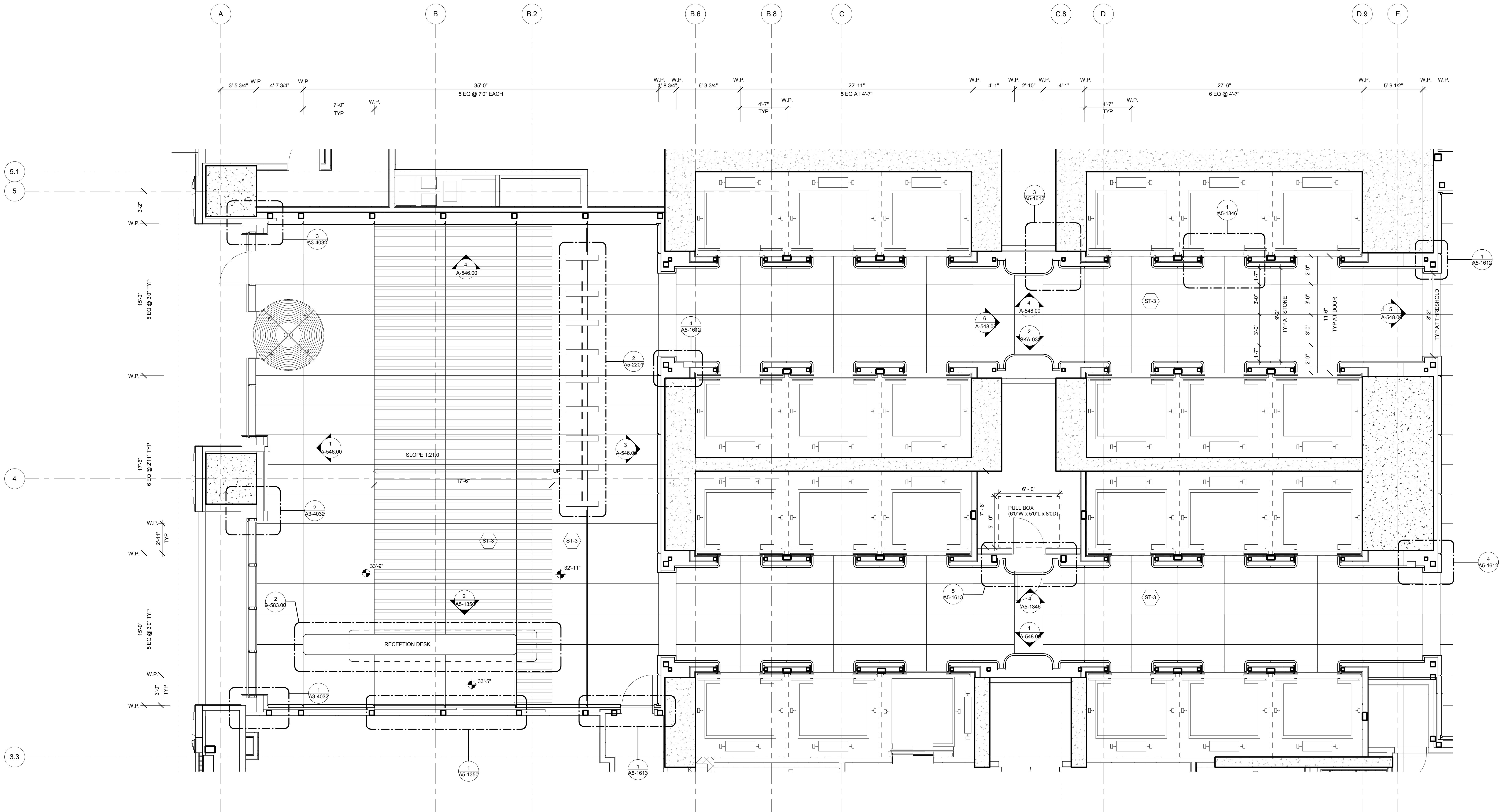
Kohn Pedersen Fox Associates PC  
Architects & Planning Consultants  
11 West 42nd Street  
New York, New York 10036  
TEL: 212.977.6500 FAX: 212.956.2526

Structural Engineer

WSP  
228 East 45th Street, 3rd Floor  
New York, NY 10017  
Tel: 212.687.9888 Fax: 646.487.5501

Mechanical, Electrical, Plumbing, Fire Protection


WSP  
512 Seventh Avenue  
New York, NY 10018  
Tel: 212.532.9600



1 WEST LOBBY FINISH PLAN  
SCALE: 1/4" = 1'-0"

No.	Description	Date
1	PLAN APPROVAL AMENDMENT	08/04/2017

Key Plan



Issue Date: 06/29/16  
Project No:  
Drawn By: [Signature]  
Sheet Number: A-532.00

Enlarged Lobby  
Plans

Drawing Number

A-532.00

SHEET 97 of 128

© 2017 KOHN PEDERSEN FOX ASSOCIATES PC. All rights reserved.



55 HUDSON YARDS

Address  
550 W 34th St  
New York, NY 10001



Client  
Related Companies  
60 Columbus Circle  
New York, NY 10023  
Tel: 212.801.1000 Fax: 212.801.1048

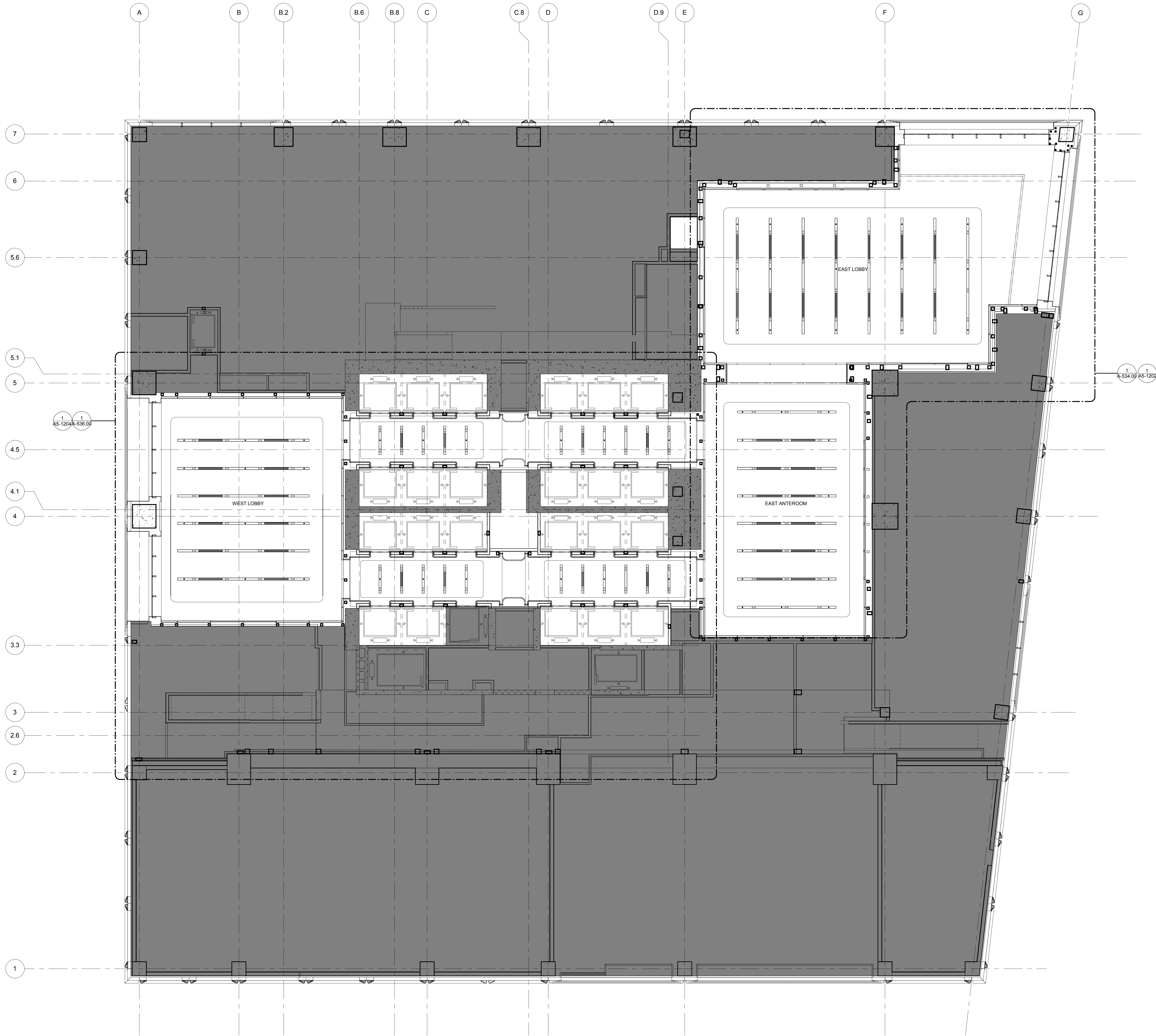
Oxford Properties Group  
320 Park Avenue, 17th Floor  
New York, NY 10022  
Tel: 212.986.7514 Fax: 212.986.7510

Mitsui Fudosan America, Inc.  
1251 Avenue of the Americas, Suite 800  
New York, NY 10020  
Tel: 212.403.5600 Fax: 212.403.5657

Architect  
Kohn Pedersen Fox Associates PC  
Architects & Planning Consultants  
11 West 42nd Street  
New York, New York 10036  
TEL: 212.977.6500 FAX: 212.956.2526

Structural Engineer  
WSP  
228 East 45th Street, 3rd Floor  
New York, NY 10017  
Tel: 212.687.9888 Fax: 646.487.5501

Mechanical, Electrical, Plumbing, Fire Protection  
WSP  
512 Seventh Avenue  
New York, NY 10018  
Tel: 212.532.9600



1 OVERALL LOBBY RCP  
SCALE: 1/8" = 1'-0"



No.	Description	Date
1	PLAN APPROVAL AMENDMENT	08/04/2017

Key Plan



Issue Date: 06/29/16  
Project No:  
Drawn By: A-533.00  
Sheet Number: A-533.00

Drawing Title  
**LOBBY REFLECTED  
CEILING PLAN**

Drawing Number

**A-533.00**

SHEET 98 of 128

© 2017 KOHN PEDERSEN FOX ASSOCIATES PC. All rights reserved.







Address  
550 W 34th St.  
New York, NY 10001



*Client*

Related Companies  
60 Columbus Circle  
New York, NY 10023  
Tel: 212.801.1000 Fax: 212.801.1048

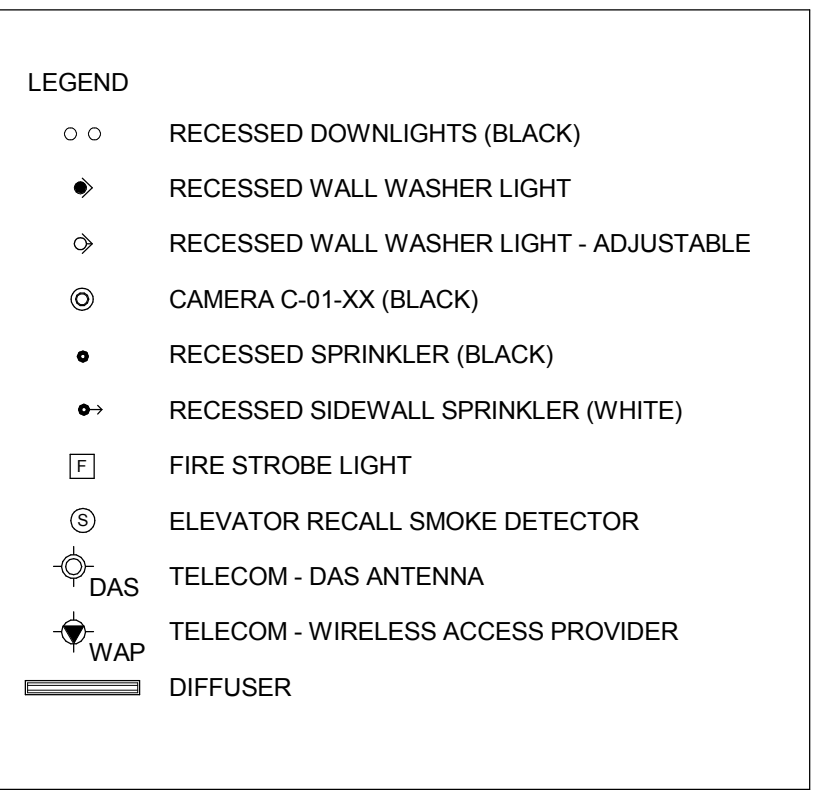
Oxford Properties Group  
320 Park Avenue, 17th Floor  
New York, NY 10022  
Tel: 212.986.7514 Fax: 212.986.7510

Mitsui Fudosan America, Inc.  
1251 Avenue of the Americas, Suite 800  
New York, NY 10020  
Tel: 212.403.5600 Fax: 212.403.5657

**Architect**  
Kohn Pedersen Fox Associates PC  
Architects & Planning Consultants  
11 West 42nd Street  
New York, New York 10036  
TEL: 212.977.6500 FAX: 212.956.2520

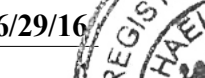
*Structural Engineer*  
WSP  
228 East 45th Street, 3rd Floor  
New York, NY 10017  
Tel: 212.687.9888 Fax: 646.487.5501

*Mechanical, Electrical, Plumbing, Fire Protection*  
WSP  
512 Seventh Avenue  
New York, NY 10018  
Tel: 212.532.9600



1 ENLARGED EAST LOBBY RCP - DEVICE LAYOUT  
SCALE: 1/4" = 1'-0"

Issue Date: 06/29/16  
Project No.  
Drawn By: ~~Amir~~  
Sheet Number: A-535.00

A circular professional seal for Michael D. Greene, a Registered Professional Engineer in the State of New York. The seal features the text "REGISTERED PROFESSIONAL ENGINEER" around the top and "STATE OF NEW YORK" around the bottom. In the center, it says "MICHAEL D. GREENE" and "NO. 027052". There is a signature across the seal.

*Drawing Title*

**ENLARGED LOBBY  
RCP - DEVICE  
LAYOUT**

Drawing Number  
**A-535.00**

SHEET 100 of 128



Address  
550 W 34th St.  
New York, NY 10001



*Client*

Related Companies  
60 Columbus Circle  
New York, NY 10023  
Tel: 212.801.1000 Fax: 212.801.1048

Oxford Properties Group  
320 Park Avenue, 17th Floor  
New York, NY 10022  
Tel: 212.986.7514 Fax: 212.986.7510

Mitsui Fudosan America, Inc.  
1251 Avenue of the Americas, Suite 800  
New York, NY 10020  
Tel: 212.403.5600 Fax: 212.403.5657

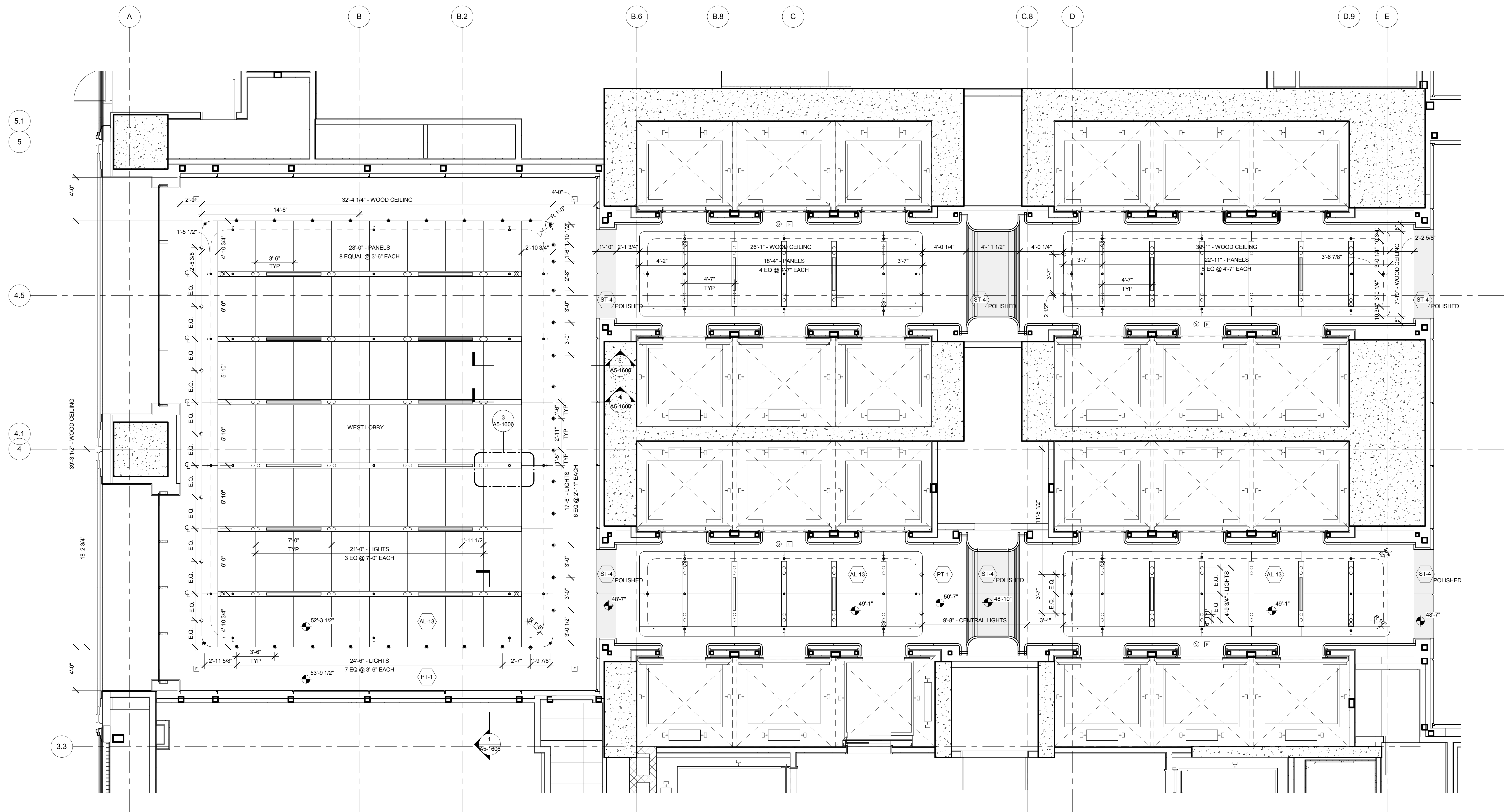
*Architect*  
Kohn Pedersen Fox Associates PC  
Architects & Planning Consultants  
11 West 42nd Street  
New York, New York 10036  
TEL: 212.977.6500 FAX: 212.956.2520

*Structural Engineer*

WSP  
228 East 45th Street, 3rd Floor  
New York, NY 10017  
Tel: 212.687.9888 Fax: 646.487.5501

Mechanical, Electrical, Plumbing, Fire Protection

WSP  
512 Seventh Avenue  
New York, NY 10018  
Tel: 212.532.9600




**LEGEND**

- ○ RECESSED DOWNLIGHTS (BLACK)
- RECESSED WALL WASHER LIGHT
- RECESSED WALL WASHER LIGHT - ADJUSTABLE
- ⊗ CAMERA C-01-XX (BLACK)
- RECESSED SPRINKLER (BLACK)
- RECESSED SIDEWALL SPRINKLER (WHITE)
- ⌚ FIRE STROBE LIGHT
- ⊙ ELEVATOR RECALL SMOKE DETECTOR
- ⬠ DAS TELECOM - DAS ANTENNA
- ⬠ WAP TELECOM - WIRELESS ACCESS PROVIDER
- DIFFUSER

7	PLAN APPROVAL AMENDMENT	08/04/2017
No.	Description	Date

### Key Point



Issue Date: 06/29/16  
Project No.  
Drawn By: *Amelia*  
Sheet Number: A-536.00

REGISTERED ARCHITECT  
MICHAEL D. GREER  
STATE OF NEW YORK  
NO. 027082

*Drawing Title*

**ENLARGED LOBBY  
RCP - LIGHTING  
LAYOUT**

Draining Member  
**A-536.00**  
 SHEET 101 of 128

© 2015 KOHN PEDERSEN FOX ASSOCIATES PC. All rights reserved.



55 HUDSON YARDS

Address  
550 W 34th St.  
New York, NY 10001



Client

Related Companies  
60 Columbus Circle  
New York, NY 10023  
Tel: 212.801.1000 Fax: 212.801.1048

Oxford Properties Group  
320 Park Avenue, 17th Floor  
New York, NY 10022  
Tel: 212.986.7514 Fax: 212.986.7510

Mitsui Fudosan America, Inc.  
1251 Avenue of the Americas, Suite 800  
New York, NY 10020  
Tel: 212.403.5600 Fax: 212.403.5657

Architect

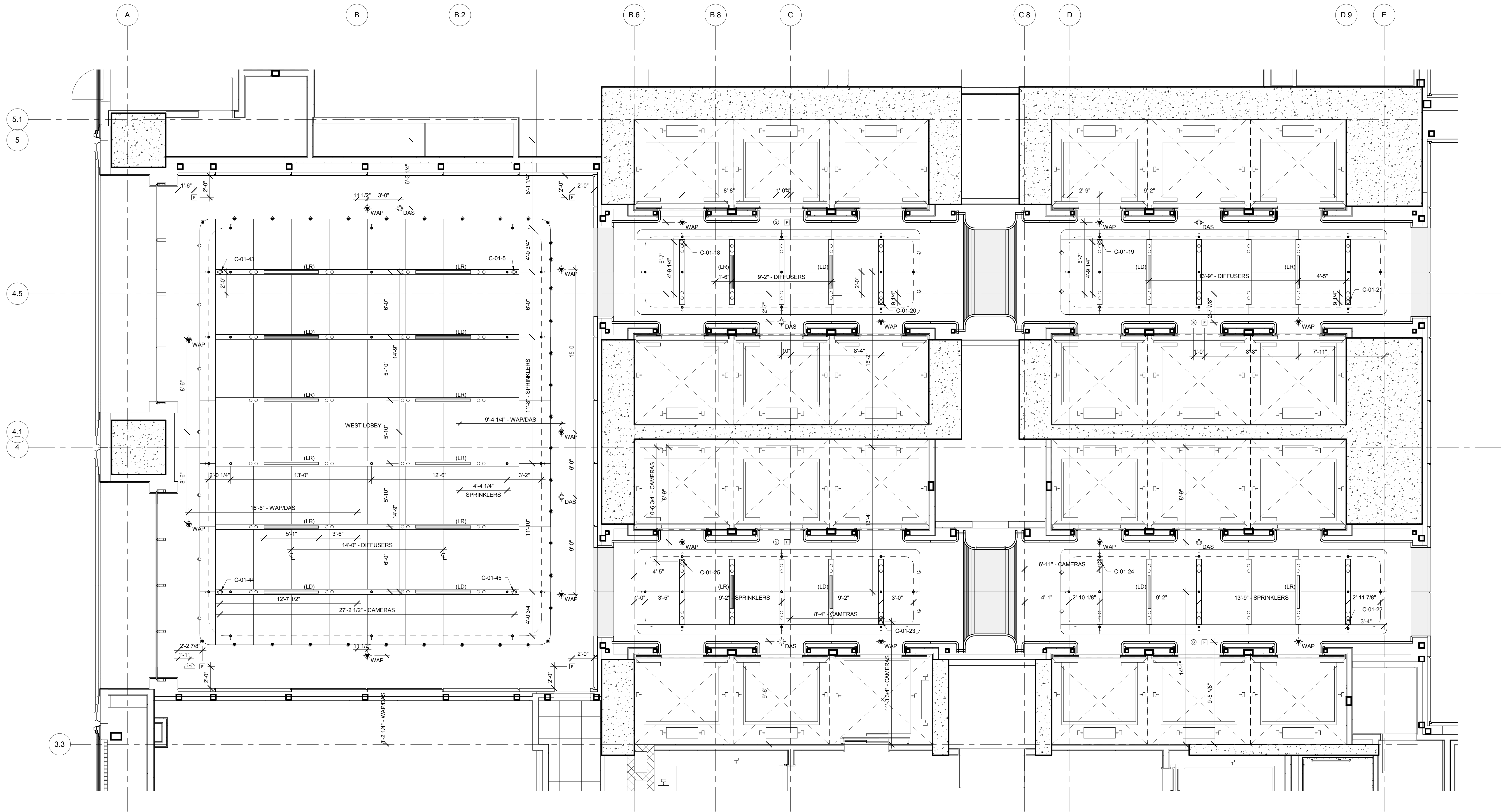
Kohn Pedersen Fox Associates PC  
Architects & Planning Consultants  
11 West 42nd Street  
New York, New York 10036  
TEL: 212.977.6500 FAX: 212.956.2526

Structural Engineer

WSP  
228 East 45th Street, 3rd Floor  
New York, NY 10017  
Tel: 212.687.9888 Fax: 646.487.5501

Mechanical, Electrical, Plumbing, Fire Protection

WSP  
512 Seventh Avenue  
New York, NY 10018  
Tel: 212.532.9600



- LEGEND
- ○ ○ RECESSED DOWNLIGHTS (BLACK)
  - RECESSED WALL WASHER LIGHT
  - RECESSED WALL WASHER LIGHT - ADJUSTABLE
  - Ⓢ CAMERA C-01-XX (BLACK)
  - RECESSED SPRINKLER (BLACK)
  - RECESSED SIDEWALL SPRINKLER (WHITE)
  - FIRE STROBE LIGHT
  - Ⓢ ELEVATOR RECALL SMOKE DETECTOR
  - Ⓢ TELECOM - DAS ANTENNA
  - Ⓢ TELECOM - WIRELESS ACCESS PROVIDER
  - DIFFUSER

1 ENLARGED WEST LOBBY RCP - DEVICE LAYOUT  
SCALE: 1/4" = 1'-0"

No.	Description	Date
1	PLAN APPROVAL AMENDMENT	08/04/2017

Key Plan



Issue Date: 06/29/16  
Project No:  
Drawn By: [Signature]  
Sheet Number: A-537.00

Enlarged Lobby  
RCP - Device  
Layout

A-537.00  
SHEET 102 of 128





Client  
Related Companies  
60 Columbus Circle  
New York, NY 10023  
Tel: 212.801.1000 Fax: 212.801.1048

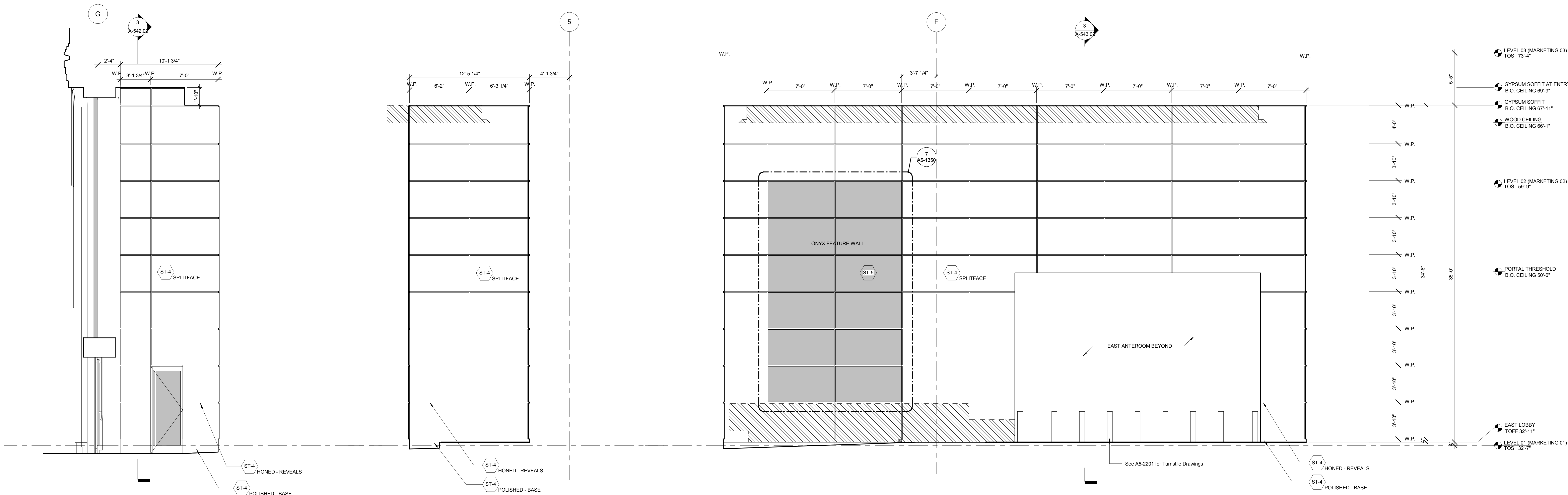
Oxford Properties Group  
320 Park Avenue, 17th Floor  
New York, NY 10022  
Tel: 212.986.7514 Fax: 212.986.7510

Mitsui Fudosan America, Inc.  
1251 Avenue of the Americas, Suite 800  
New York, NY 10020  
Tel: 212.403.5600 Fax: 212.403.5657

Architect  
Kohn Pedersen Fox Associates PC  
Architects & Planning Consultants  
11 West 42nd Street  
New York, New York 10036  
TEL: 212.977.6500 FAX: 212.956.2526

Structural Engineer  
WSP  
228 East 45th Street, 3rd Floor  
New York, NY 10017  
Tel: 212.687.9888 Fax: 646.487.5501

Mechanical, Electrical, Plumbing, Fire Protection  
WSP  
512 Seventh Avenue  
New York, NY 10018  
Tel: 212.532.9600



6 EAST LOBBY - SOUTH SIDE WALL ELEVATION  
SCALE: 1/4" = 1'-0"

5 EAST LOBBY - EAST SIDE WALL ELEVATION  
SCALE: 1/4" = 1'-0"

4 EAST LOBBY - SOUTH ELEVATION  
SCALE: 1/4" = 1'-0"

3 EAST LOBBY - WEST ELEVATION  
SCALE: 1/4" = 1'-0"

2 EAST LOBBY - NORTH ELEVATION  
SCALE: 1/4" = 1'-0"

1 EAST LOBBY - WEST SIDE WALL ELEVATION  
SCALE: 1/4" = 1'-0"

PLAN APPROVAL AMENDMENT 08/04/2017

No. Description Date

Key Plan



Date: 06/29/16  
Project No.:  
Drawn By: A-540.00  
Sheet Number: A-540.00

Drawing Title  
EAST LOBBY  
INTERIOR  
ELEVATIONS  
Drawing Number  
A-540.00



*Address*  
550 W 34th St.  
New York, NY 10001



*Client*

Related Companies  
60 Columbus Circle  
New York, NY 10023  
Tel: 212.801.1000 Fax: 212.801.1048

Oxford Properties Group  
320 Park Avenue, 17th Floor  
New York, NY 10022  
Tel: 212.986.7514 Fax: 212.986.7510

Mitsui Fudosan America, Inc.  
1251 Avenue of the Americas, Suite 800  
New York, NY 10020  
Tel: 212.403.5600 Fax: 212.403.5657

*Architect*  
Kohn Pedersen Fox Associates PC  
Architects & Planning Consultants  
11 West 42nd Street  
New York, New York 10036  
TEL: 212.977.6500 FAX: 212.956.2526

*Structural Engineer*  
WSP  
228 East 45th Street, 3rd Floor  
New York, NY 10017  
Tel: 212.687.9888 Fax: 646.487.5501

*Mechanical, Electrical, Plumbing, Fire Protection*  
WSP  
512 Seventh Avenue  
New York, NY 10018  
Tel: 212.532.9600



7	PLAN APPROVAL AMENDMENT	08/04/2017
No.	Description	Date

Key Facts



Issue Date:	06/29/1
Project No.	
Drawn By	Amr
Sheet Number	

Driving Task

EAS

EAS

## EAST LOBBY INTERIOR ELEVATIONS

Drawing Area

A-541.00

SHEET 104 of 128

© 2015 KOHN PEDERSEN FOX ASSOCIATES PC. All rights reserved.







55 HUDSON YARDS

Address  
550 W 34th St.  
New York, NY 10001



Client

Related Companies  
60 Columbus Circle  
New York, NY 10023  
Tel: 212.801.1000 Fax: 212.801.1048

Oxford Properties Group  
320 Park Avenue, 17th Floor  
New York, NY 10022  
Tel: 212.986.7514 Fax: 212.986.7510

Mitsui Fudosan America, Inc.  
1251 Avenue of the Americas, Suite 800  
New York, NY 10020  
Tel: 212.403.5600 Fax: 212.403.5657

Architect  
Kohn Pedersen Fox Associates PC  
Architects & Planning Consultants  
11 West 42nd Street  
New York, New York 10036  
TEL: 212.977.6500 FAX: 212.956.2526

Structural Engineer  
WSP  
228 East 45th Street, 3rd Floor  
New York, NY 10017  
Tel: 212.687.9888 Fax: 646.487.5501

Mechanical, Electrical, Plumbing, Fire Protection  
WSP  
512 Seventh Avenue  
New York, NY 10018  
Tel: 212.532.9600

No.	Description	Date
1	PLAN APPROVAL AMENDMENT	08/04/2017

Key Plan



Issue Date: 06/29/16  
Project No:  
Drawn By: [Signature]  
Sheet Number: A-543.00

Drawing Title  
**EAST LOBBY  
INTERIOR SECTIONS**

Drawing Number  
**A-543.00**

SHEET 106 of 128

© 2017 KOHN PEDERSEN FOX ASSOCIATES PC. All rights reserved.

3 EAST LOBBY SECTION - PORTAL THRESHOLD  
SCALE: 1/2" = 1'-0"

2 EAST LOBBY SECTION - METAL MESH FEATURE WALL  
SCALE: 1/2" = 1'-0"

1 EAST LOBBY SECTION - ONYX FEATURE WALL  
SCALE: 1/2" = 1'-0"

A-543.00  
8/16/2017 4:39:23 PM  
EAST LOBBY INTERIOR SECTIONS  
C:\KPF\550W34th\55HY\_AFP2\_MANN\_DWG\_116.dwg v1





Client:  
Related Companies  
60 Columbus Circle  
New York, NY 10023  
Tel: 212.801.1000 Fax: 212.801.1048

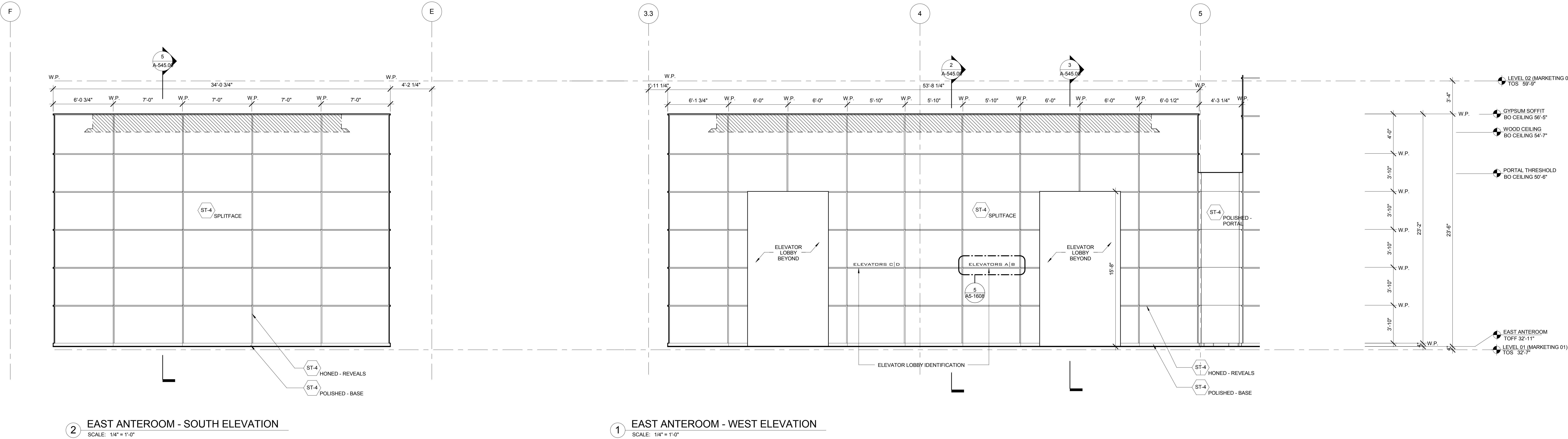
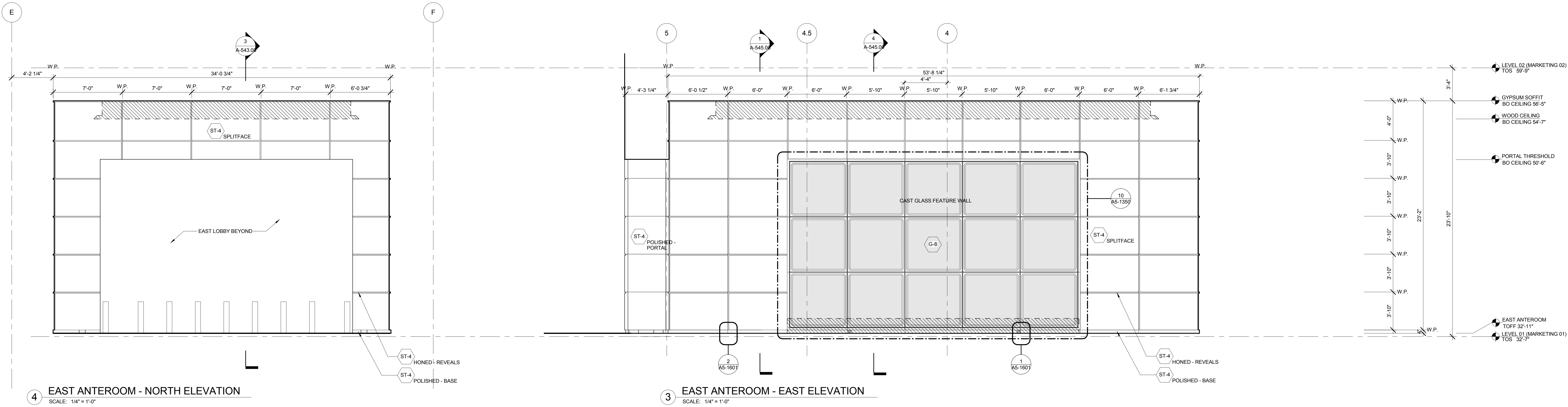
Oxford Properties Group  
320 Park Avenue, 17th Floor  
New York, NY 10022  
Tel: 212.966.7514 Fax: 212.966.7510

Mitsui Fudosan America, Inc.  
1251 Avenue of the Americas, Suite 800  
New York, NY 10020  
Tel: 212.403.5600 Fax: 212.403.5657

Architect:  
Kohn Pedersen Fox Associates PC  
Architects & Planning Consultants  
11 West 42nd Street  
New York, New York 10036  
TEL: 212.977.6500 FAX: 212.956.2526


Structural Engineer:  
WSP  
228 East 45th Street, 3rd Floor  
New York, NY 10017  
Tel: 212.687.9888 Fax: 646.487.5501

Mechanical, Electrical, Plumbing, Fire Protection  
WSP  
512 Seventh Avenue  
New York, NY 10018  
Tel: 212.532.9600



No.	Description	Date
1	PLAN APPROVAL AMENDMENT	08/04/2017

Key Plan



Drawn Date: 06/29/16  
Project No:  
Drawn By:  
Sheet Number: A-544.00

Drawing Title:  
**EAST ANTEROOM  
INTERIOR  
ELEVATIONS**  
Drawing Number:  
**A-544.00**



Address  
550 W 34th St.  
New York, NY 10001



Related Companies  
60 Columbus Circle  
New York, NY 10023  
Tel: 212.801.1000 Fax: 212.801.1048

Oxford Properties Group  
320 Park Avenue, 17th Floor  
New York, NY 10022  
Tel: 212.986.7514 Fax: 212.986.7510

Mitsui Fudosan America, Inc.  
1251 Avenue of the Americas, Suite 800  
New York, NY 10020  
Tel: 212.403.5600 Fax: 212.403.5657

**Architect**  
Kohn Pedersen Fox Associates PC  
Architects & Planning Consultants  
11 West 42nd Street  
New York, New York 10036  
TEL: 212.977.6500 FAX: 212.956.2520

*Structural Engineer*  
WSP  
228 East 45th Street, 3rd Floor  
New York, NY 10017  
Tel: 212.687.9888 Fax: 646.487.5501

Mechanical, Electrical, Plumbing, Fire Protection  
WSP  
512 Seventh Avenue  
New York, NY 10018  
Tel: 212.532.9600



7	PLAN APPROVAL AMENDMENT	08/04/2017
No.	Description	Date

### Key Facts



Issue Date: 06/29/11  
Project No.  
Drawn By: A. J. [Signature]  
Sheet Number

Drawing Table

## EAST ANTEROOM INTERIOR SECTIONS

#### Dwelling Number

A-545.00

SHEET 108 of 128





Client  
Related Companies  
60 Columbus Circle  
New York, NY 10023  
Tel: 212.801.1000 Fax: 212.801.1048

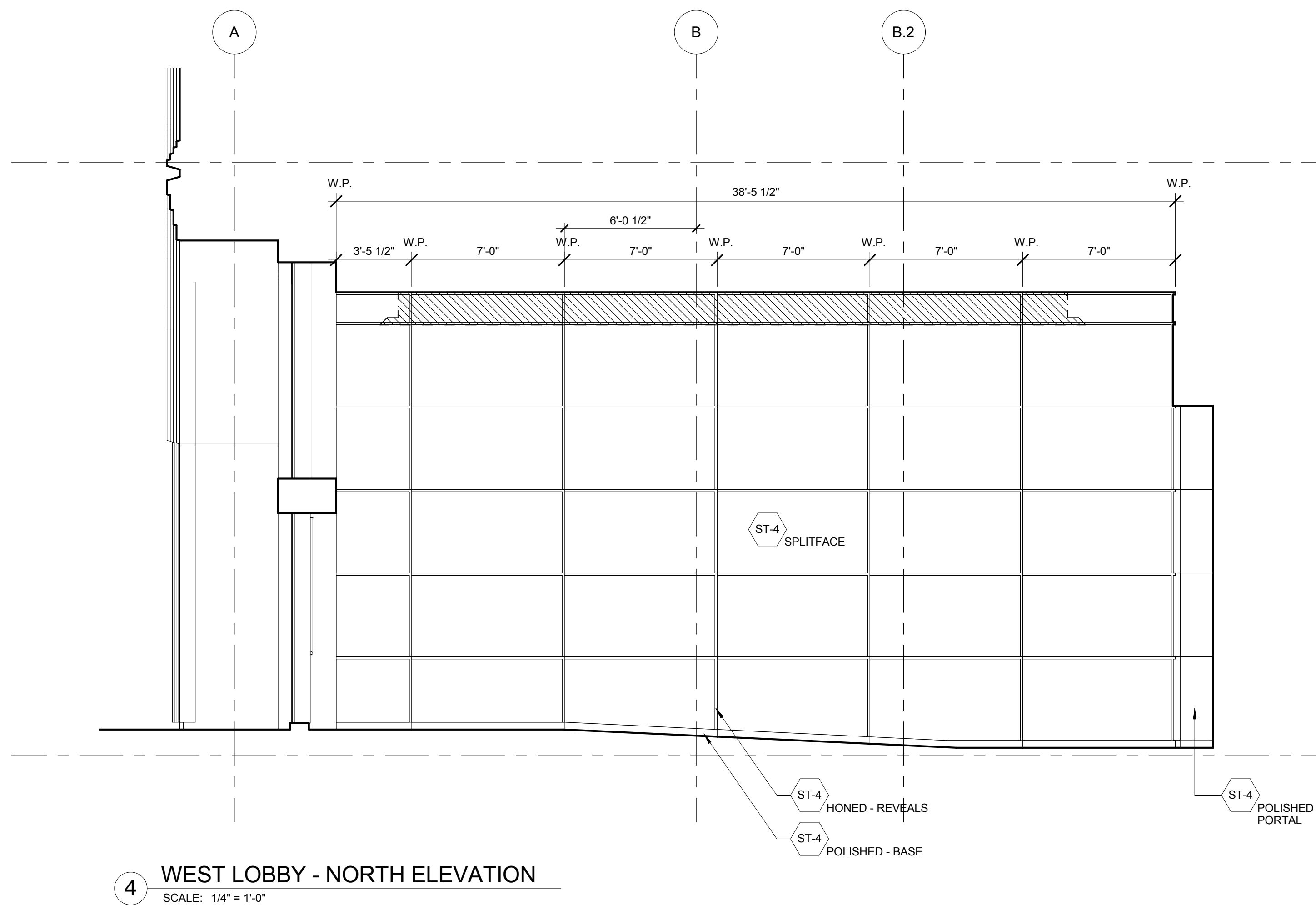
Oxford Properties Group  
320 Park Avenue, 17th Floor  
New York, NY 10022  
Tel: 212.986.7514 Fax: 212.986.7510

Mitsui Fudosan America, Inc.  
1251 Avenue of the Americas, Suite 800  
New York, NY 10020  
Tel: 212.403.5600 Fax: 212.403.5657

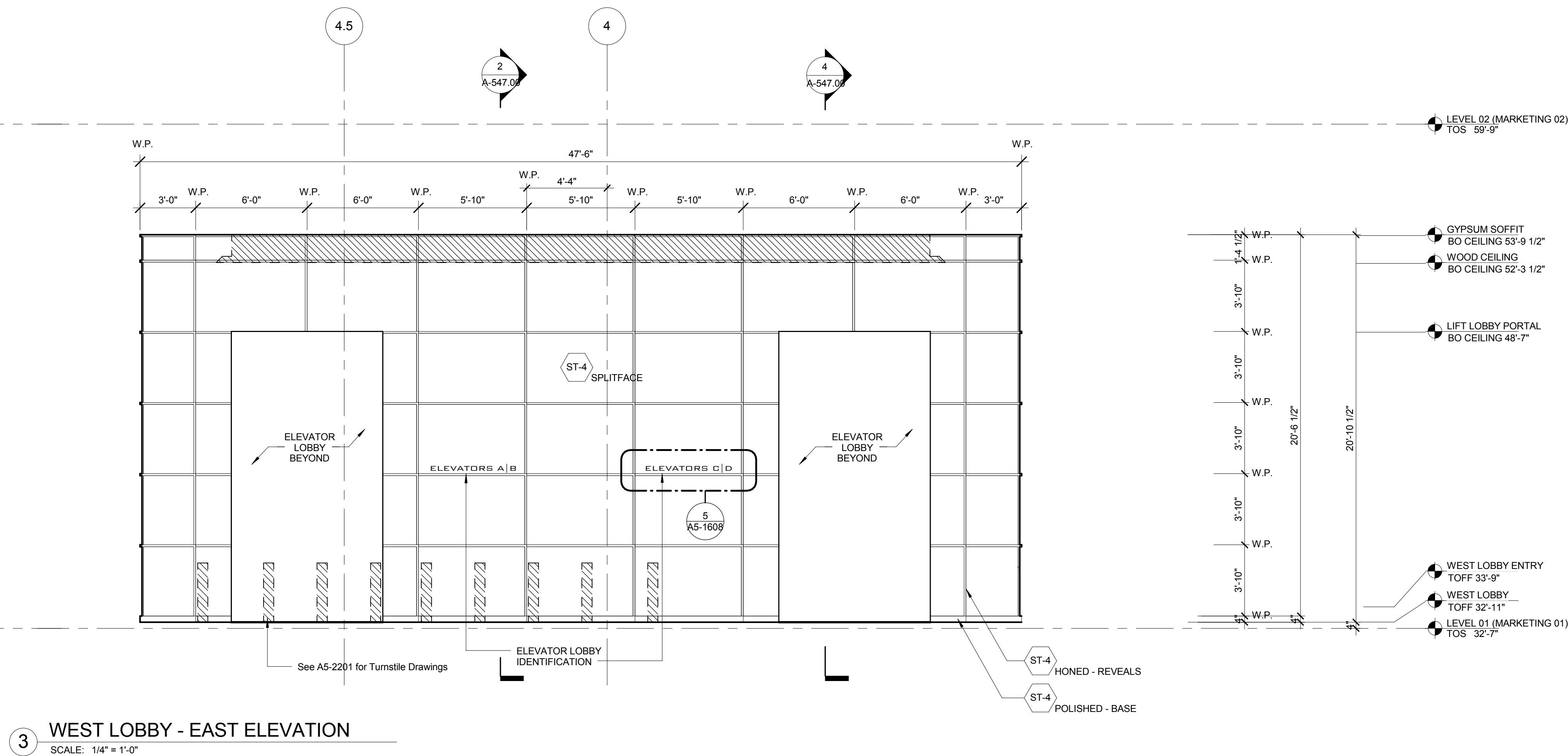
Architect  
Kohn Pedersen Fox Associates PC  
Architects & Planning Consultants  
11 West 42nd Street  
New York, New York 10036  
TEL: 212.977.6500 FAX: 212.956.2526

Structural Engineer  
WSP  
228 East 45th Street, 3rd Floor  
New York, NY 10017  
Tel: 212.687.9888 Fax: 646.487.5501

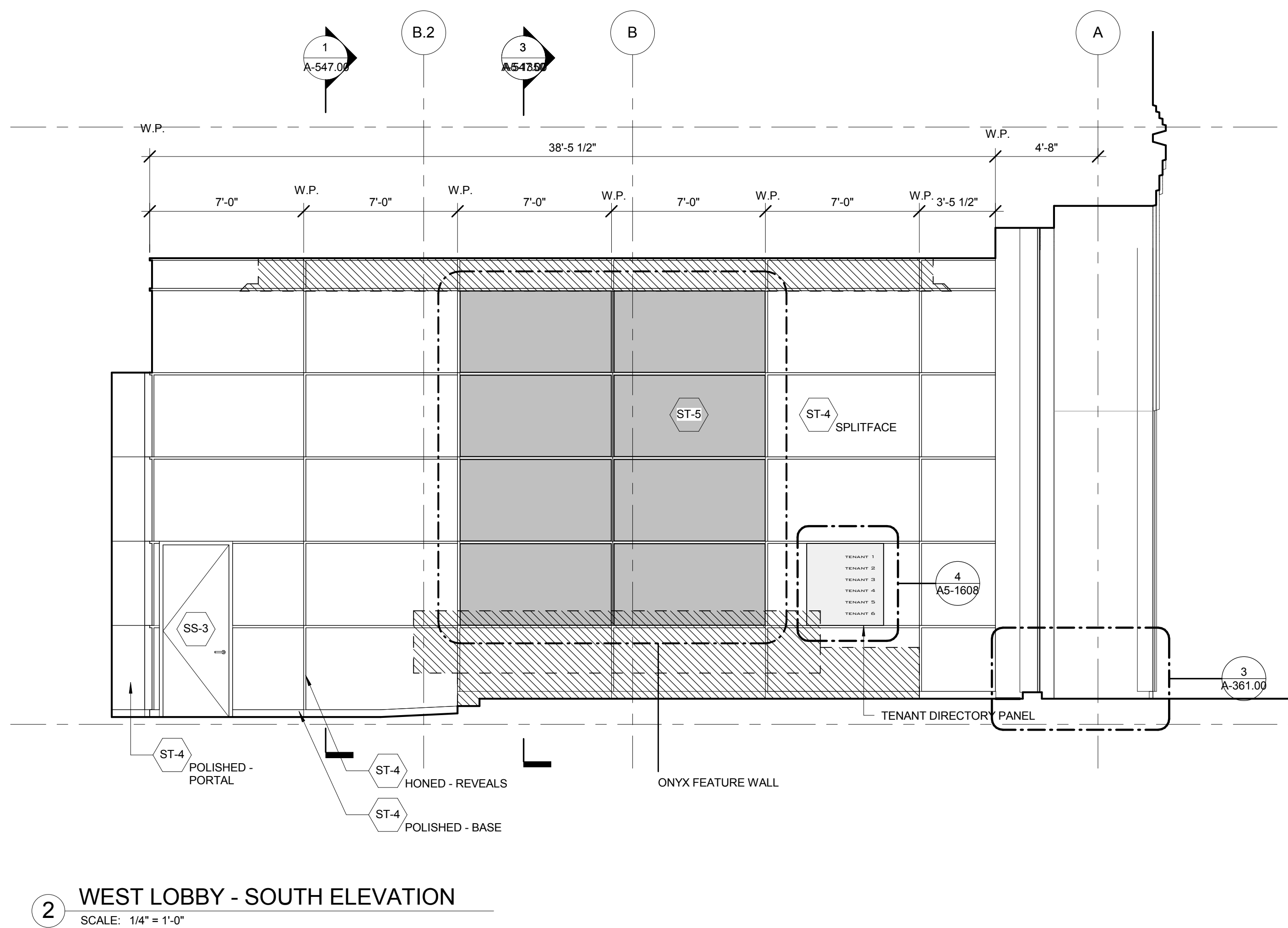
Mechanical, Electrical, Plumbing, Fire Protection  
WSP  
512 Seventh Avenue  
New York, NY 10018  
Tel: 212.532.9600



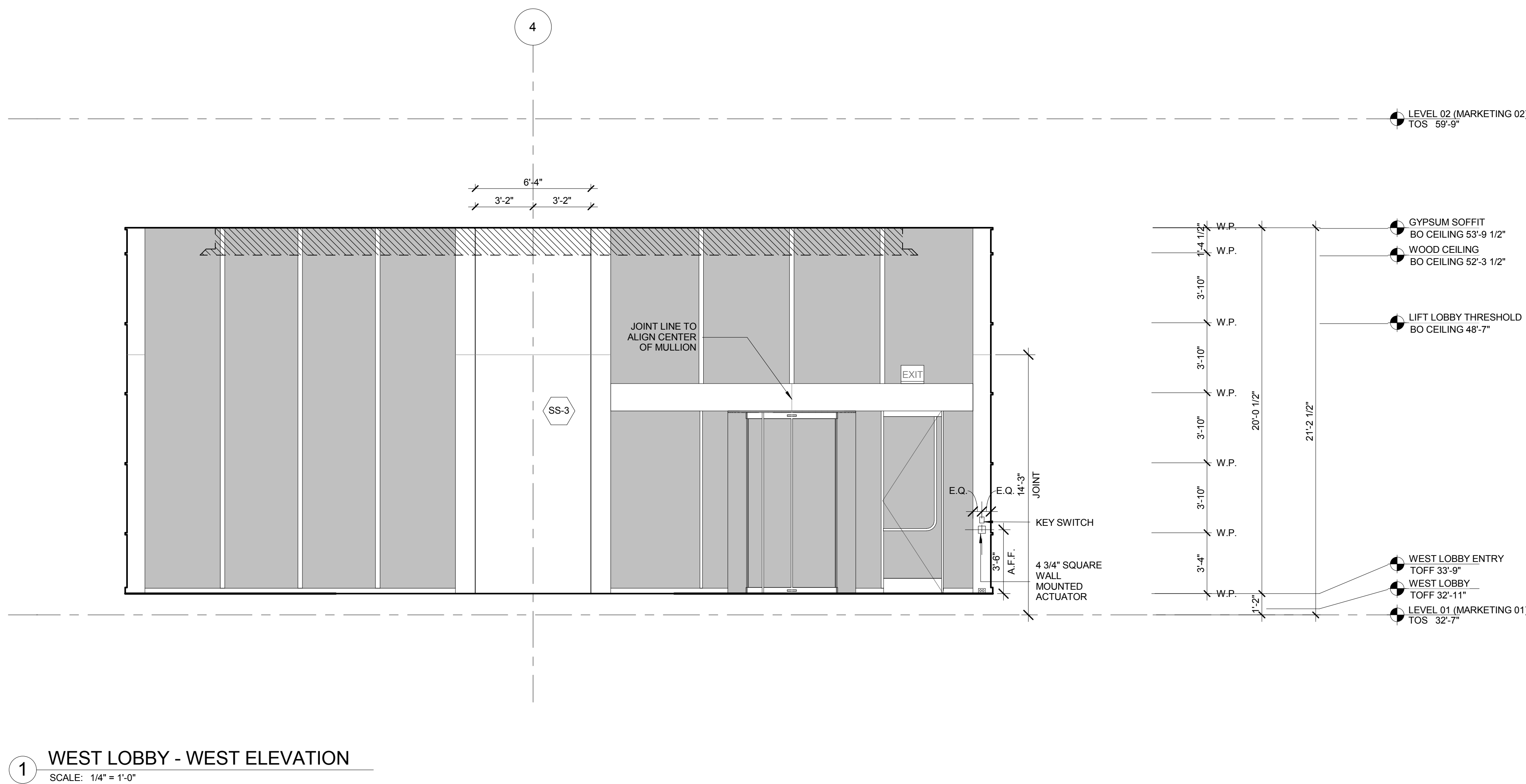
4 WEST LOBBY - NORTH ELEVATION  
SCALE: 1/4" = 1'-0"



3 WEST LOBBY - EAST ELEVATION  
SCALE: 1/4" = 1'-0"




2 WEST LOBBY - SOUTH ELEVATION  
SCALE: 1/4" = 1'-0"



1 WEST LOBBY - WEST ELEVATION  
SCALE: 1/4" = 1'-0"

No.	Description	Date
1	PLAN APPROVAL AMENDMENT	08/04/2017

Key Plan



Date: 06/29/16  
Project No:  
Drawn By:  
Sheet Number: A-546.00

WEST LOBBY  
INTERIOR  
ELEVATIONS

Drawing Number

A-546.00

SHEET 109 of 128

© 2011 KOHN PEDERSEN FOX ASSOCIATES PC. All rights reserved.



55 HUDSON YARDS

Address  
550 W 34th St  
New York, NY 10001



Client

Related Companies  
60 Columbus Circle  
New York, NY 10023  
Tel: 212.801.1000 Fax: 212.801.1048

Oxford Properties Group  
320 Park Avenue, 17th Floor  
New York, NY 10022  
Tel: 212.986.7514 Fax: 212.986.7510

Mitsui Fudosan America, Inc  
1251 Avenue of the Americas, Suite 800  
New York, NY 10020  
Tel: 212.403.5600 Fax: 212.403.5657

Architect

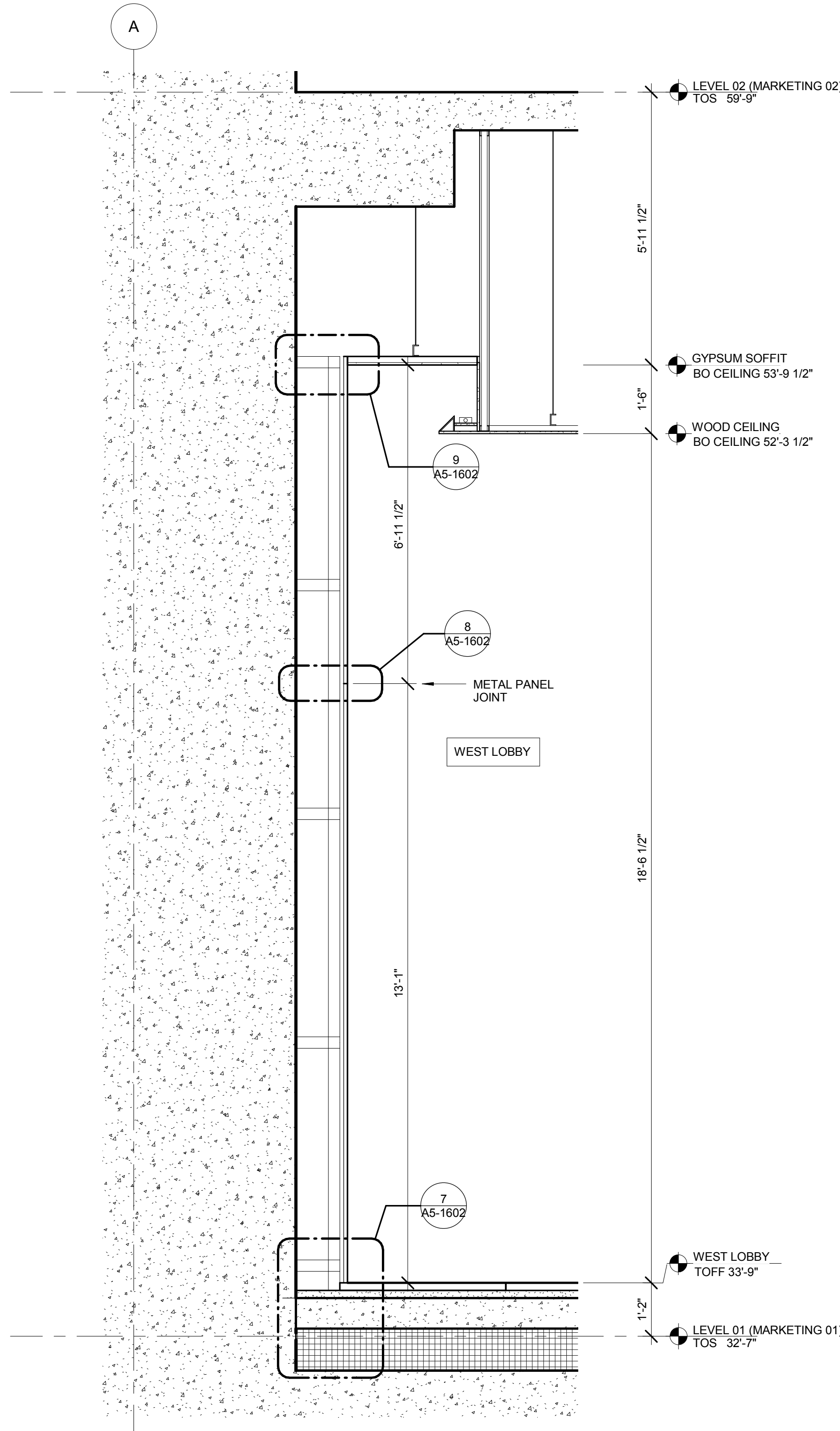
Kohn Pedersen Fox Associates PC  
Architects & Planning Consultants  
11 West 42nd Street  
New York, New York 10036  
TEL: 212.977.6500 FAX: 212.956.2526

Structural Engineer

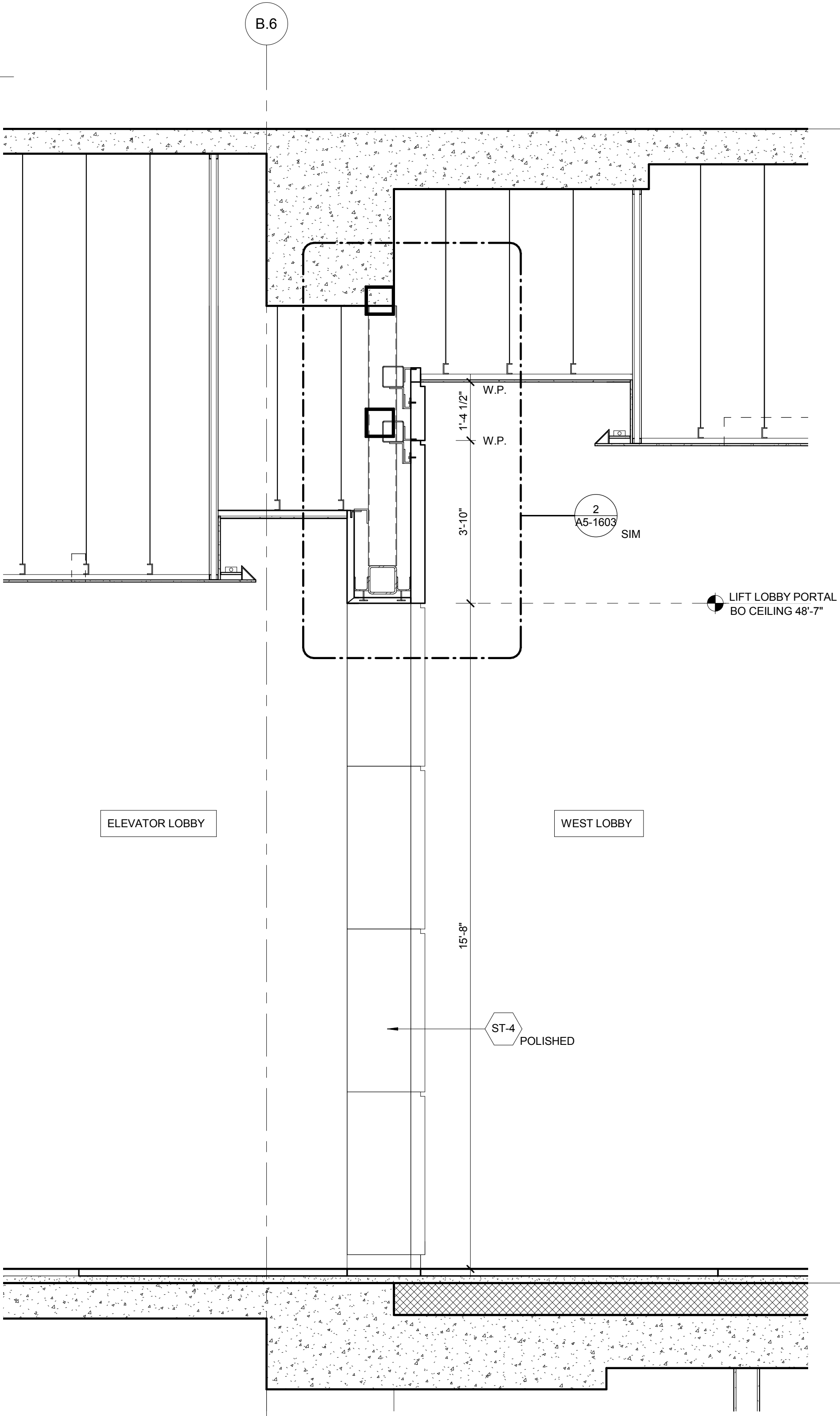
WSP  
228 East 45th Street, 3rd Floor  
New York, NY 10017  
Tel: 212.687.9888 Fax: 646.487.5501

Mechanical, Electrical, Plumbing, Fire Protection

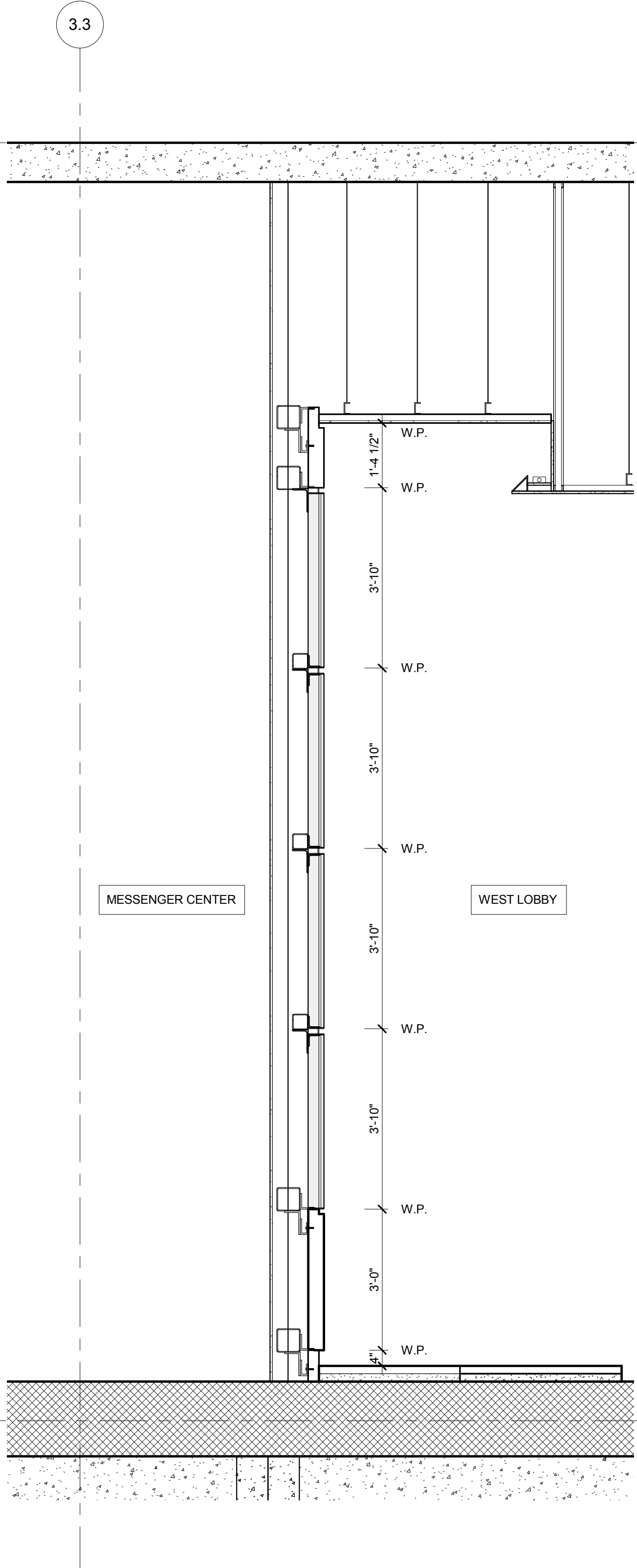
WSP  
512 Seventh Avenue  
New York, NY 10018  
Tel: 212.532.9600



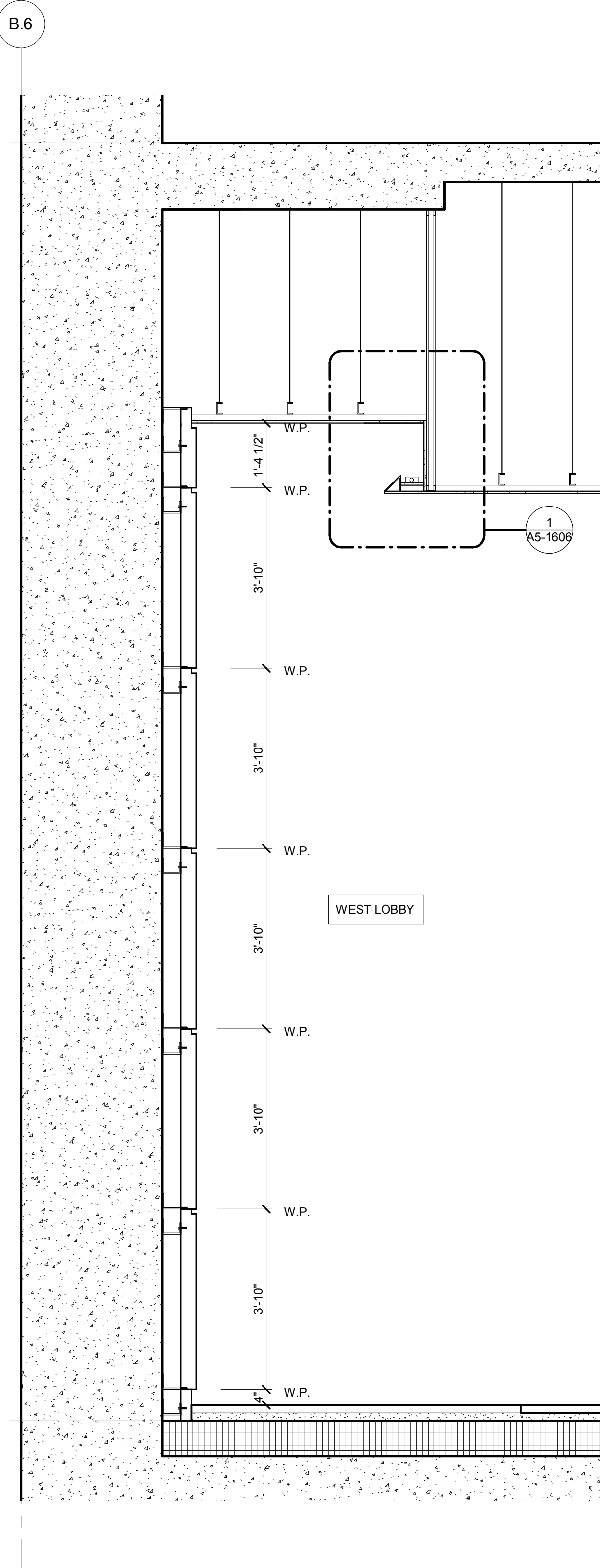
5 WEST LOBBY SECTION\_COLUMN  
SCALE: 1/2" = 1'-0"



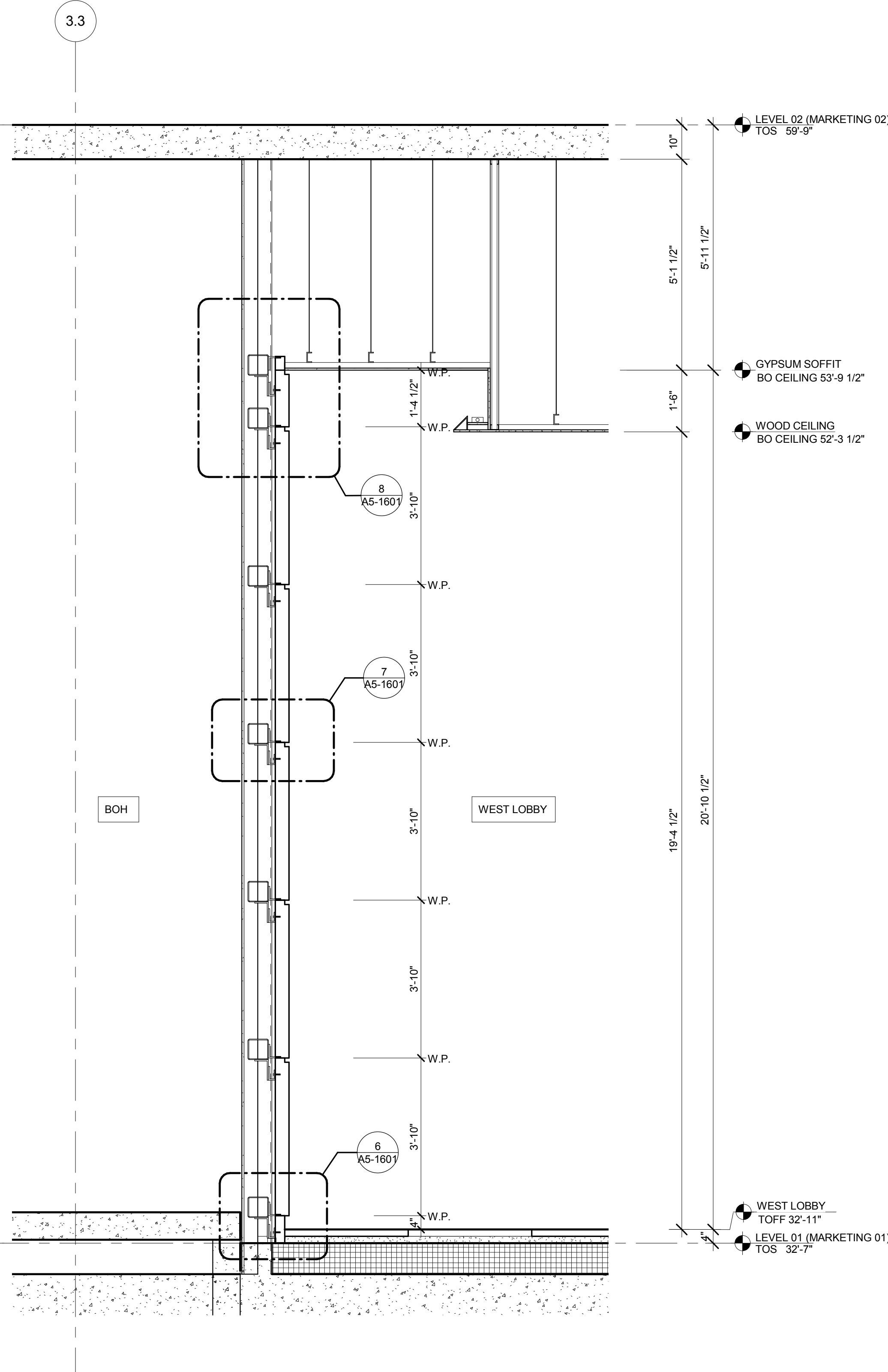
4 WEST LOBBY SECTION - LIFT LOBBY THRESHOLD  
SCALE: 1/2" = 1'-0"



3 WEST LOBBY SECTION - ONYX WALL  
SCALE: 1/2" = 1'-0"



2 WEST LOBBY SECTION - SHEAR WALL  
SCALE: 1/2" = 1'-0"



1 WEST LOBBY SECTION - TYPICAL STONE  
SCALE: 1/2" = 1'-0"

No.	Description	Date
1	PLAN APPROVAL AMENDMENT	08/04/2017

Key Plan



Drawn Date:	06/29/16
Project No:	
Drawn By:	
Sheet Number:	A-547.00

Drawing Title  
**WEST LOBBY  
INTERIOR SECTIONS**

Drawing Number  
**A-547.00**

SHEET 110 of 128

© 2017 KOHN PEDERSEN FOX ASSOCIATES PC. All rights reserved.







Address  
550 W 34th St.  
New York, NY 10001



Related Companies  
50 Columbus Circle  
New York, NY 10023  
Tel: 212.801.1000 Fax: 212.801.1048

Oxford Properties Group  
320 Park Avenue, 17th Floor  
New York, NY 10022  
Tel: 212.986.7514 Fax: 212.986.7510

Mitsui Fudosan America, Inc.  
251 Avenue of the Americas, Suite 800  
New York, NY 10020  
Tel: 212.403.5600 Fax: 212.403.5657

**Architect**  
Kohn Pedersen Fox Associates PC  
Architects & Planning Consultants  
11 West 42nd Street  
New York, New York 10036  
TEL: 212.977.6500 FAX: 212.956.2526

Structural Engineer  
WSP  
228 East 45th Street, 3rd Floor  
New York, NY 10017  
Tel: 212.687.9888 Fax: 646.487.5501

Mechanical, Electrical, Plumbing, Fire Protection  
WSP  
612 Seventh Avenue  
New York, NY 10018  
Tel: 212.532.9600



7	PLAN APPROVAL AMENDMENT	08/04/2017
fo	Description	Date

### Key Findings



Issue Date:	06/29/1
Project No.	
Drawn By:	<del>Auto</del>
Sheet Number	1 of 10

## ELEVATOR LOBBY SECTIONS

Danzon et al.

A-549.00

SHEET 112 of 128

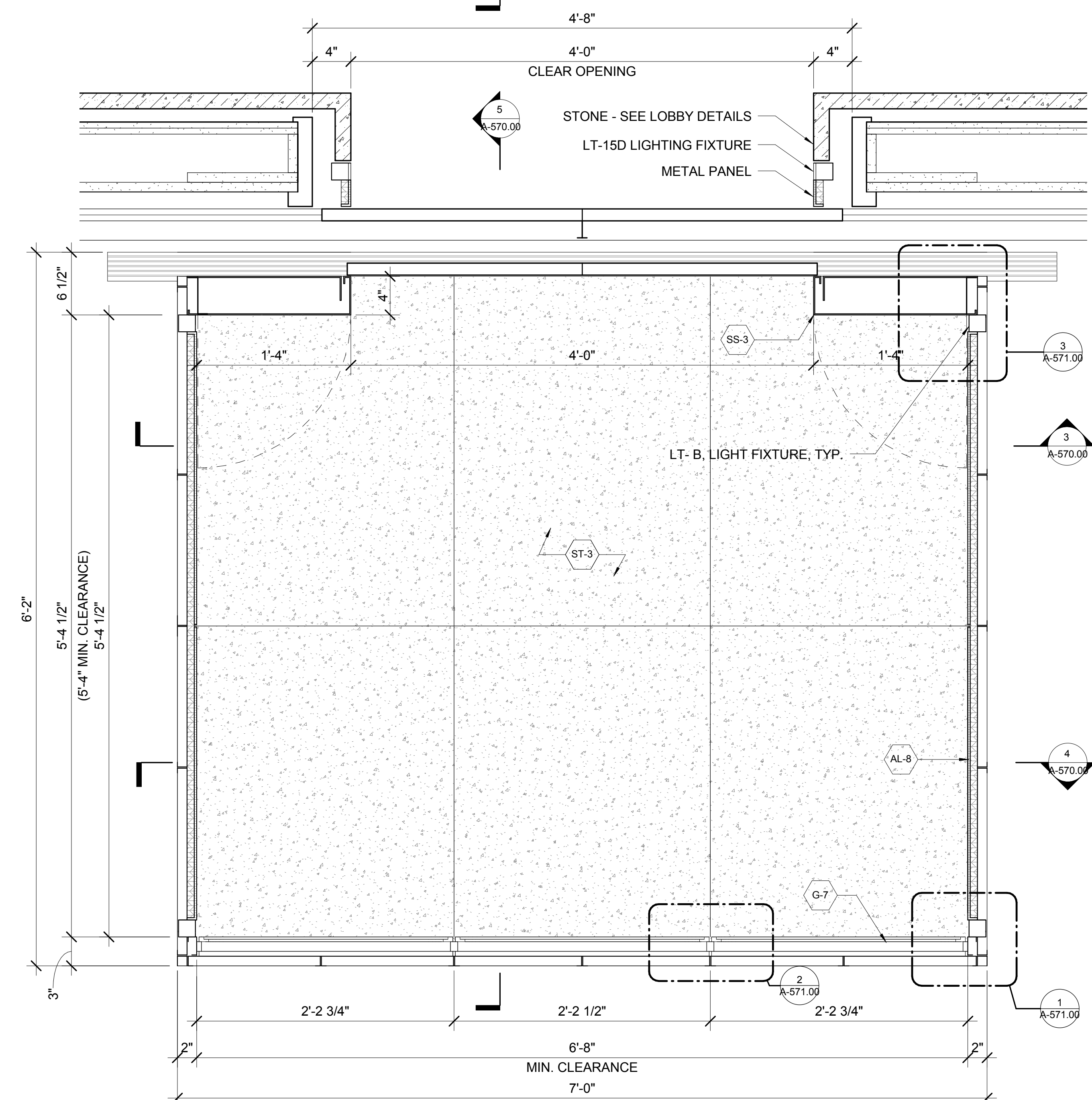
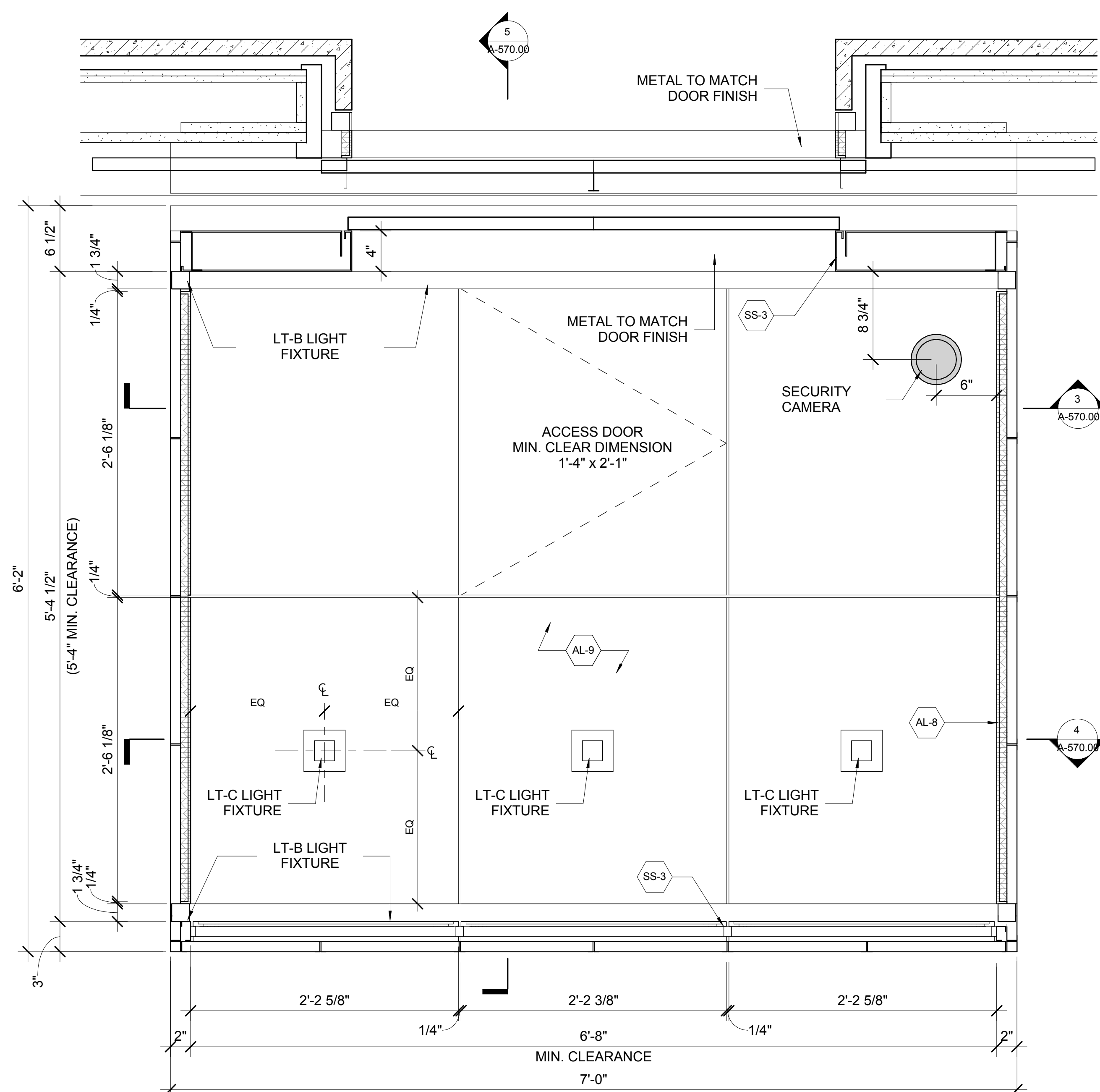
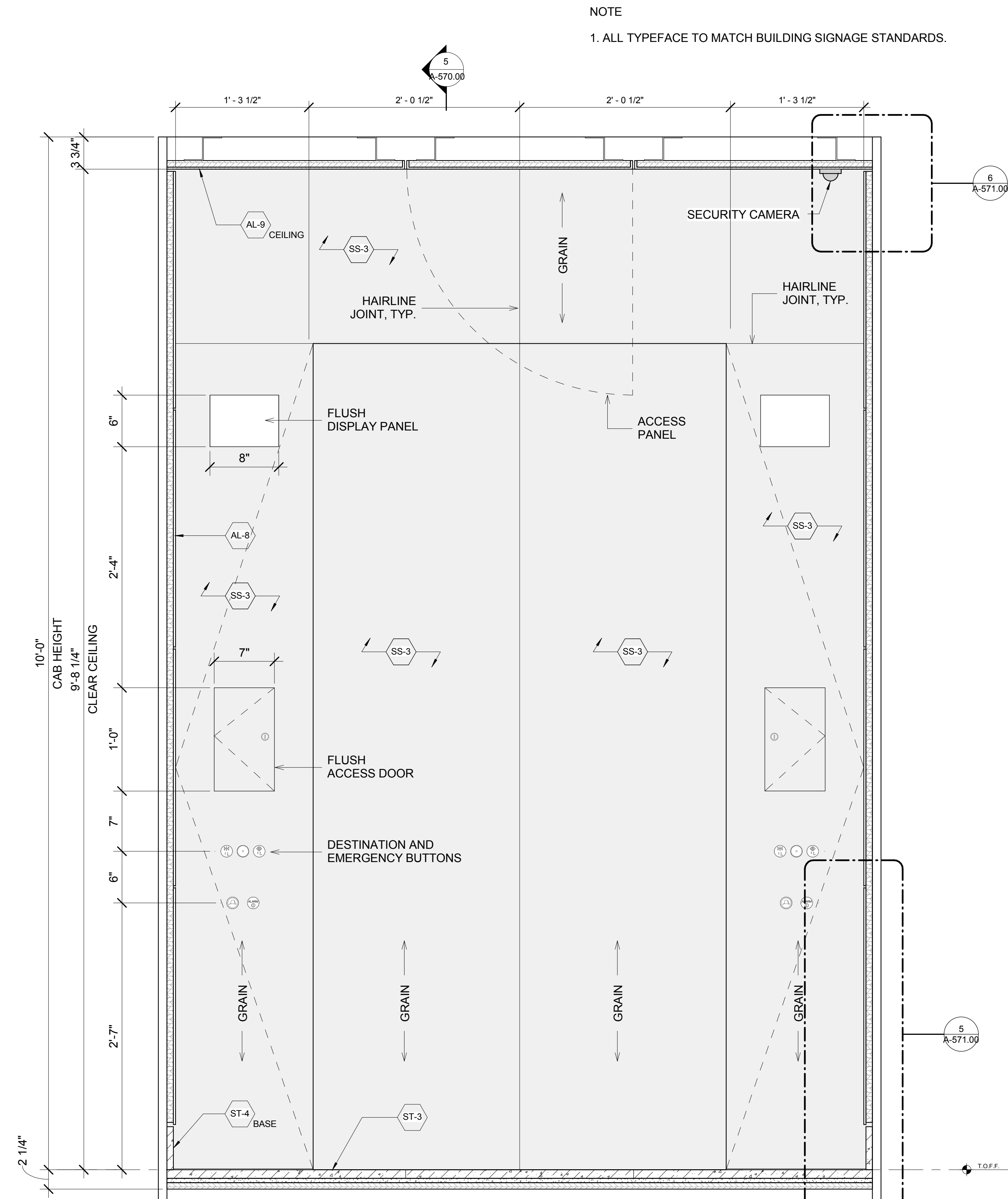
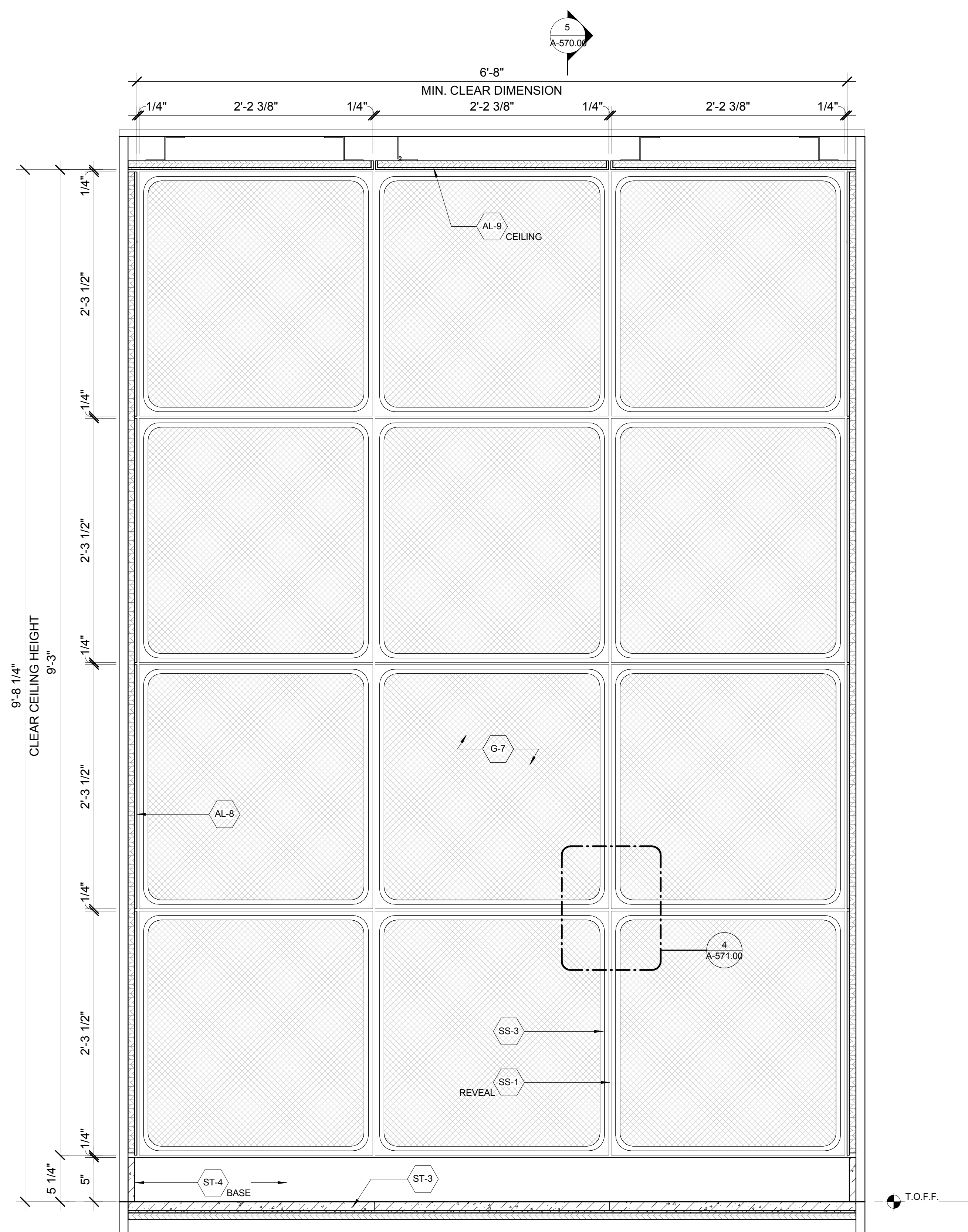
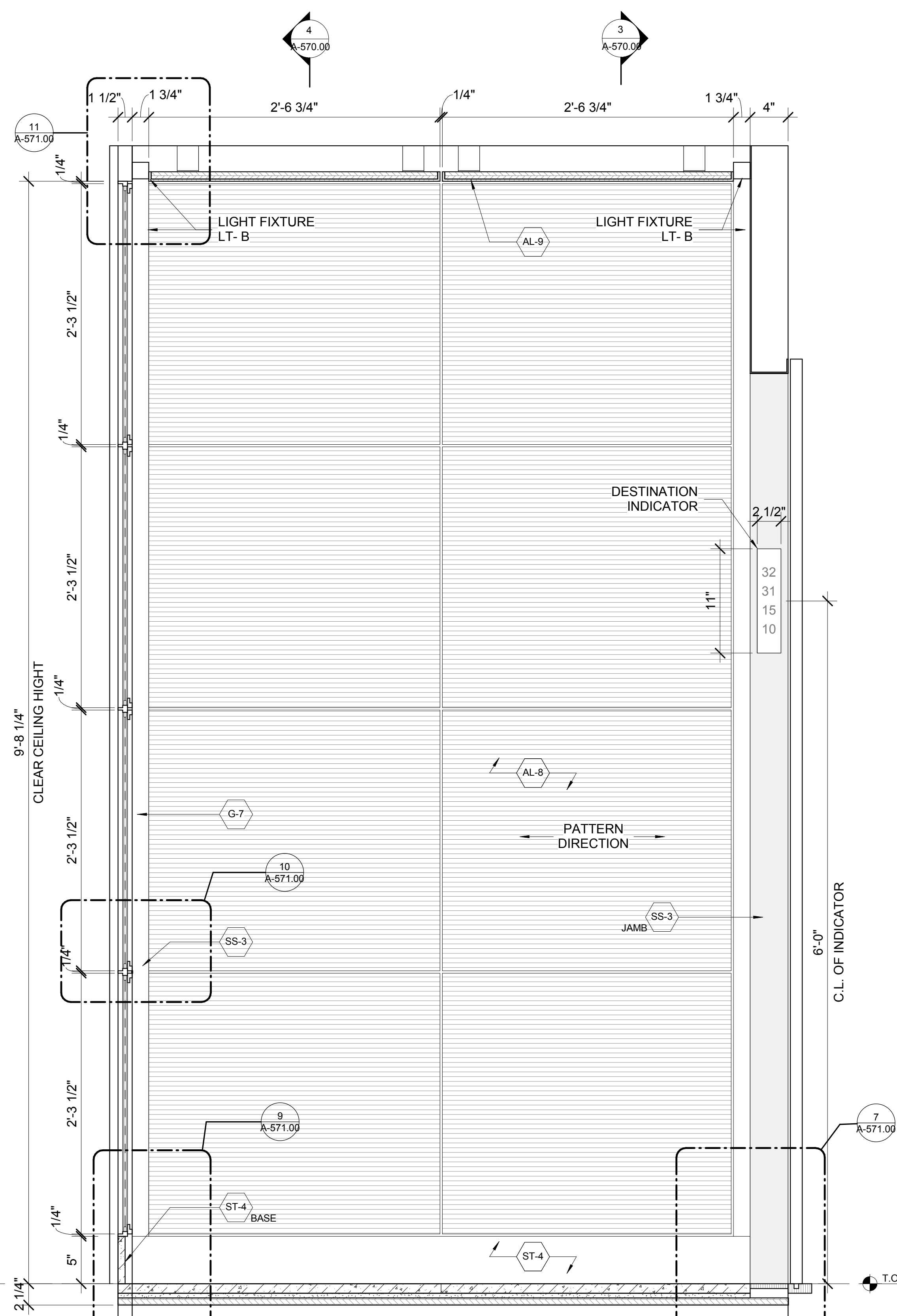






## 55 HUDSON YARDS

*Address*  
550 W 34th St.  
New York, NY 10001



### ELEVATOR CAB LIGHT FIXTURES

1. LT-B : LINEAR LED SURFACE MOUNTED LED FIXTURE WITH 90 DEGREES INSIDE CORNER FOR CONNECTING CEILING  
FIXTURE TO WALL FIXTURE. NOMINAL 1.75 INCH WIDE, 1.75 INCH HOUSING RECESS DEPTH. FIXTURE LENGTH AS  
SHOWN ON A CONTINUOUS RUN HORIZONTAL AND VERTICAL. 0-10V DIMMING. REMOTE DIMMABLE DRIVER.  
(MANUFACTURER : DADO LIGHTING, HARDLINE LED 1.5)

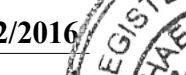
2. LT-C : RECESSED LED DOWNLIGHT. SQUARE EXPANDED APERTURE WALL WASHER  
TRIM : BRUSHED STAINLESS STEEL  
(MANUFACTURER : LUCIFER LIGHTING CO., 2SE-WW-1)

Issue Date: **02/22/2016**

Project No. \_\_\_\_\_

Drawn By \_\_\_\_\_

Sheet Number **A-570.00**



## **ELEVATOR CAB PLANS**

#### Drinking Water

A-570.00

SHEET 114 of 128

© 2015 KOHN PEDERSEN FOX ASSOCIATES PC. All rights reserved.





Client  
Related Companies  
60 Columbus Circle  
New York, NY 10023  
Tel: 212.801.1000 Fax: 212.801.1048

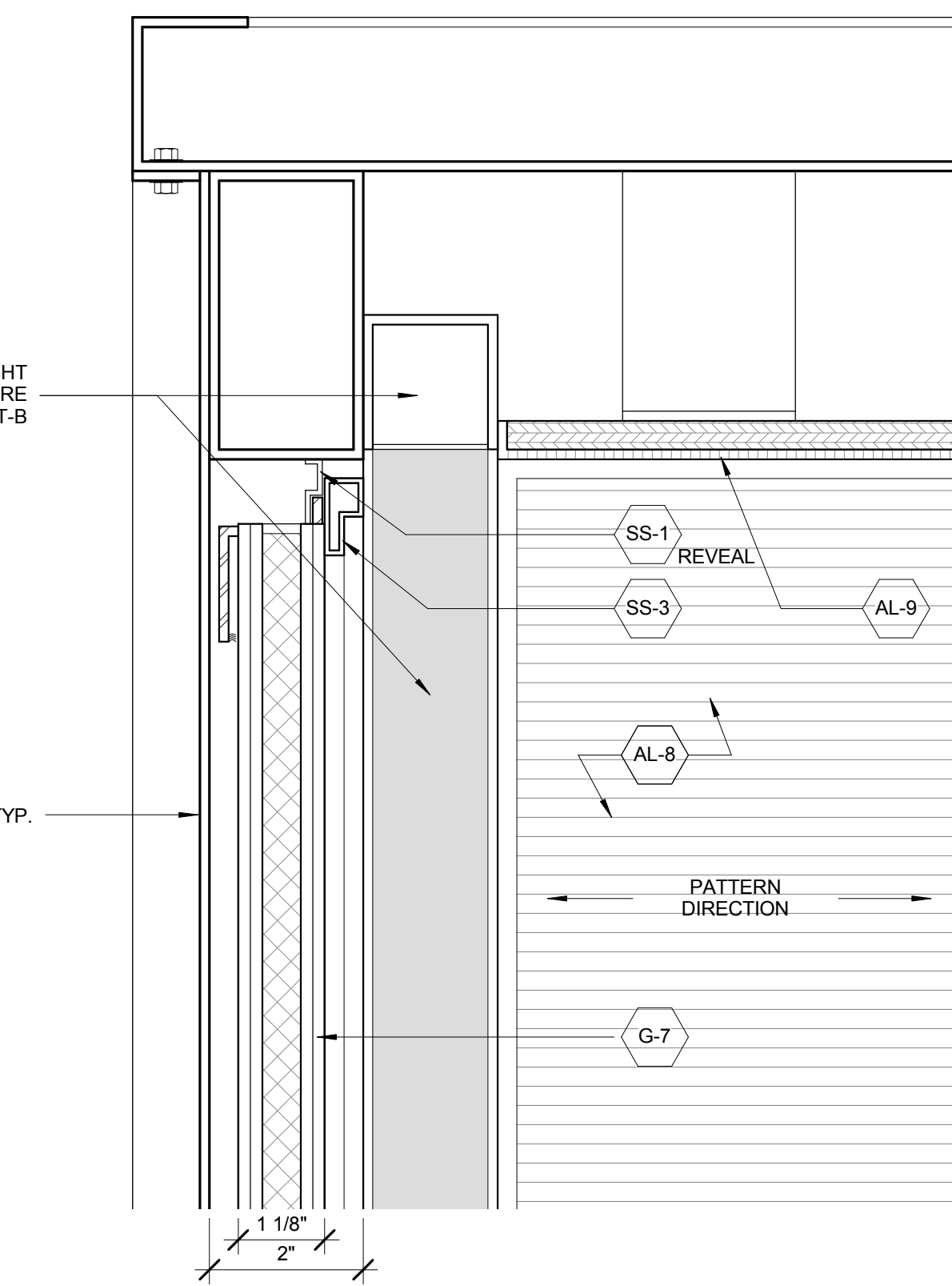
Oxford Properties Group  
320 Park Avenue, 17th Floor  
New York, NY 10022  
Tel: 212.986.7514 Fax: 212.986.7510

Mitsui Fudosan America, Inc.  
1251 Avenue of the Americas, Suite 800  
New York, NY 10020  
Tel: 212.403.5600 Fax: 212.403.5657

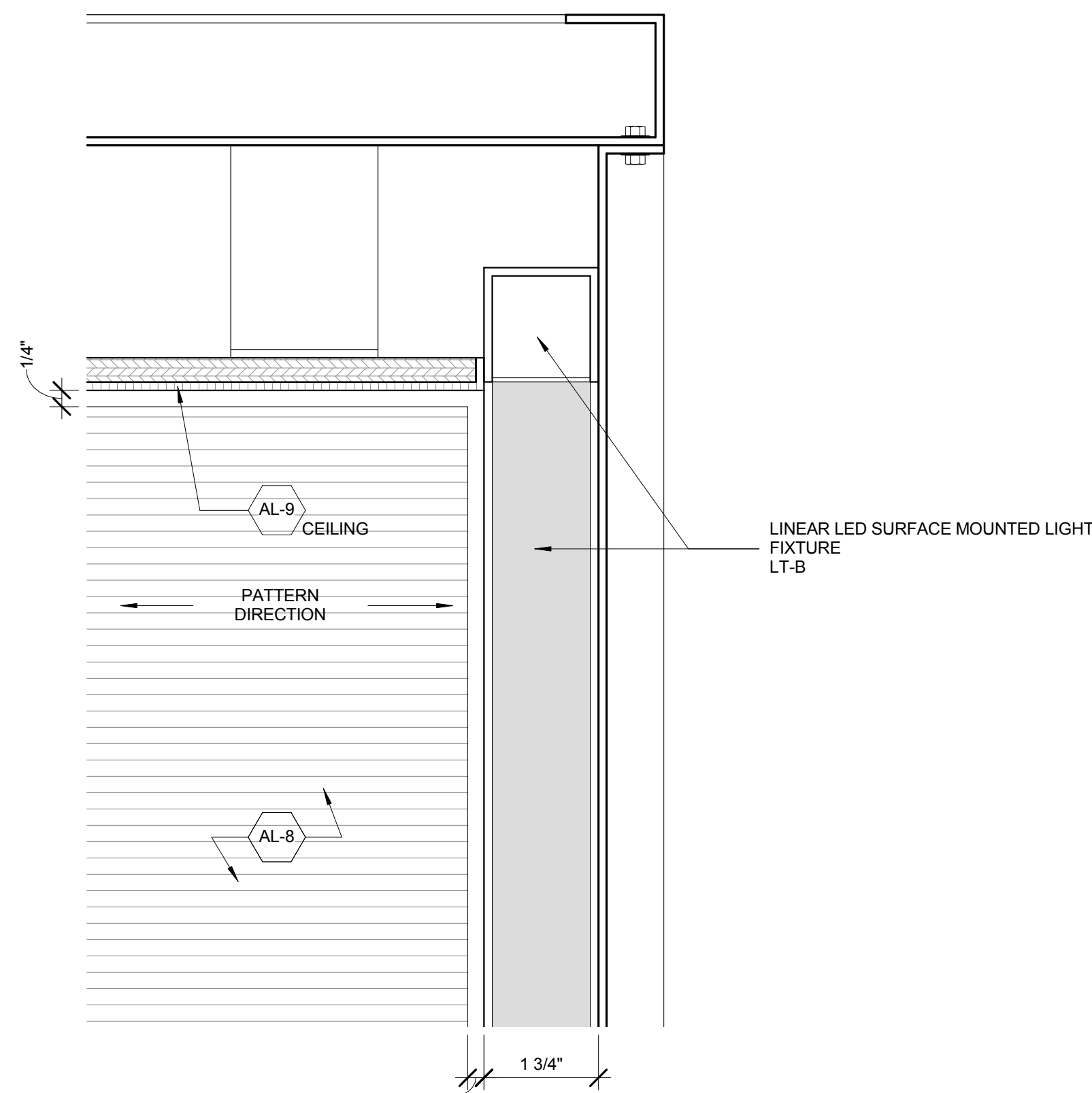
Architect  
Kohn Pedersen Fox Associates PC  
Architects & Planning Consultants  
11 West 42nd Street  
New York, New York 10036  
TEL: 212.977.6500 FAX: 212.956.2526

Structural Engineer  
WSP  
228 East 45th Street, 3rd Floor  
New York, NY 10017  
Tel: 212.687.9888 Fax: 646.487.5501

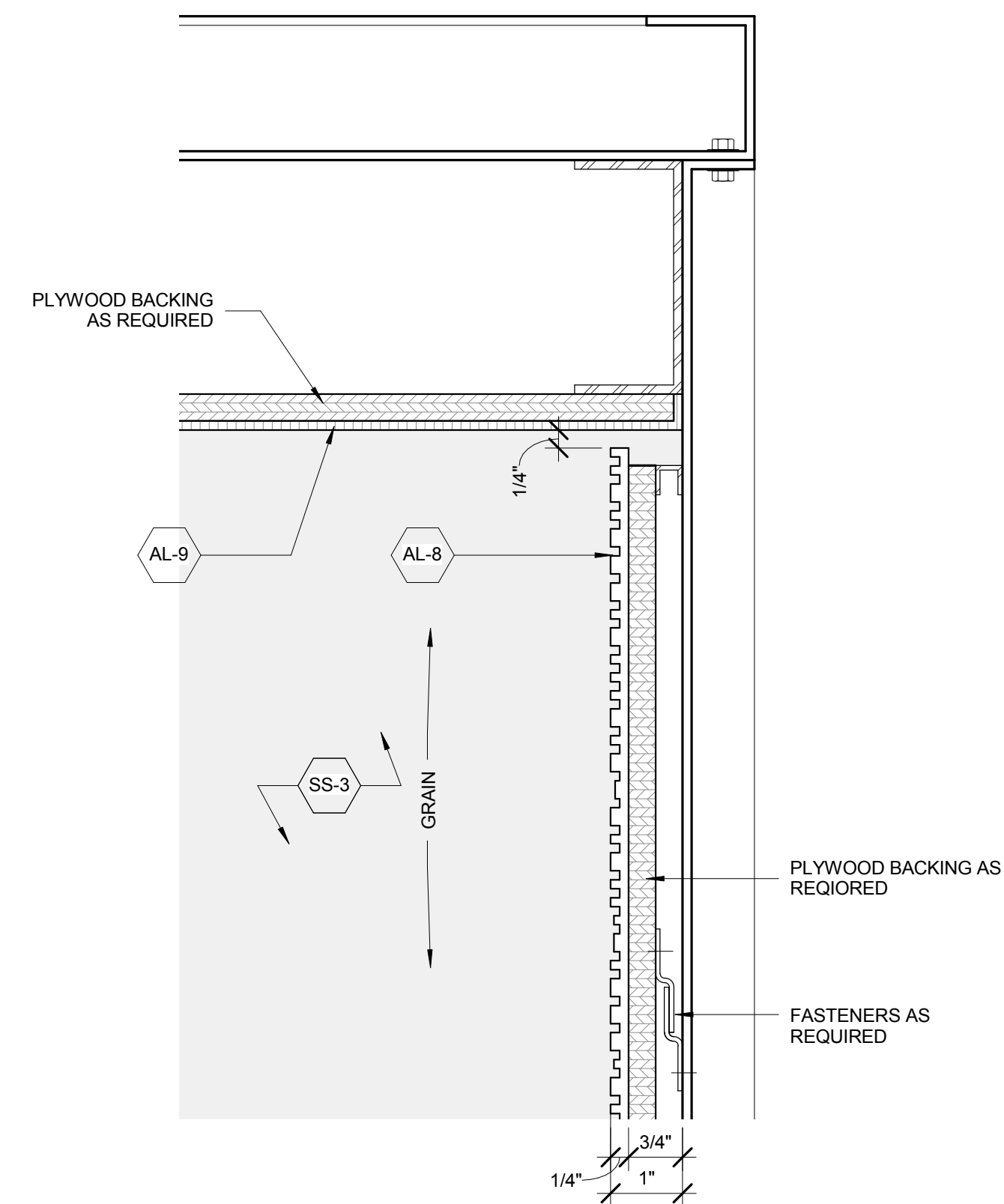
Mechanical, Electrical, Plumbing, Fire Protection  
WSP  
512 Seventh Avenue  
New York, NY 10018  
Tel: 212.532.9600



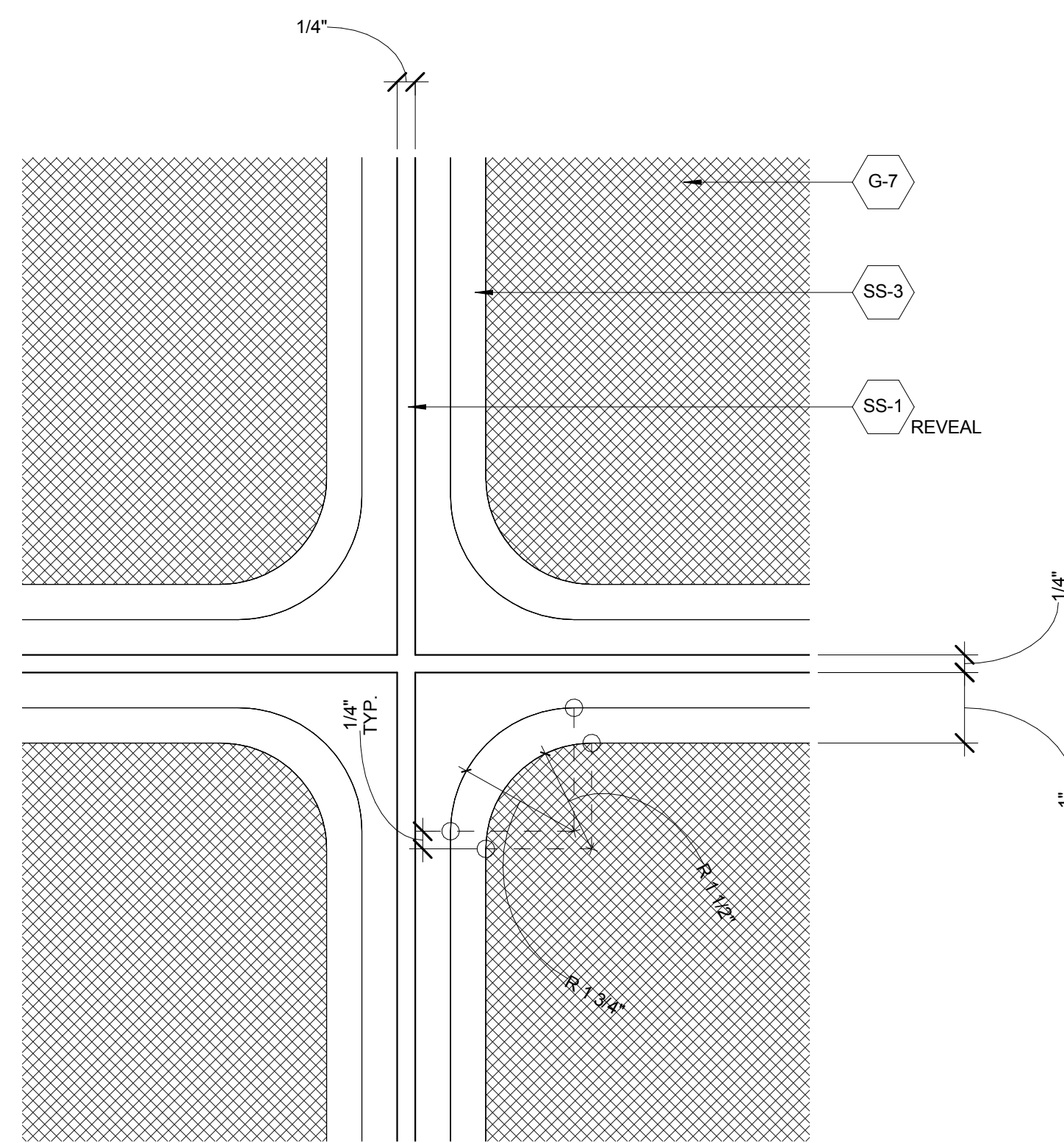
11 ELEVATOR CAB - SECTION DETAIL @ REAR WALL  
SCALE: 6" = 1'-0"



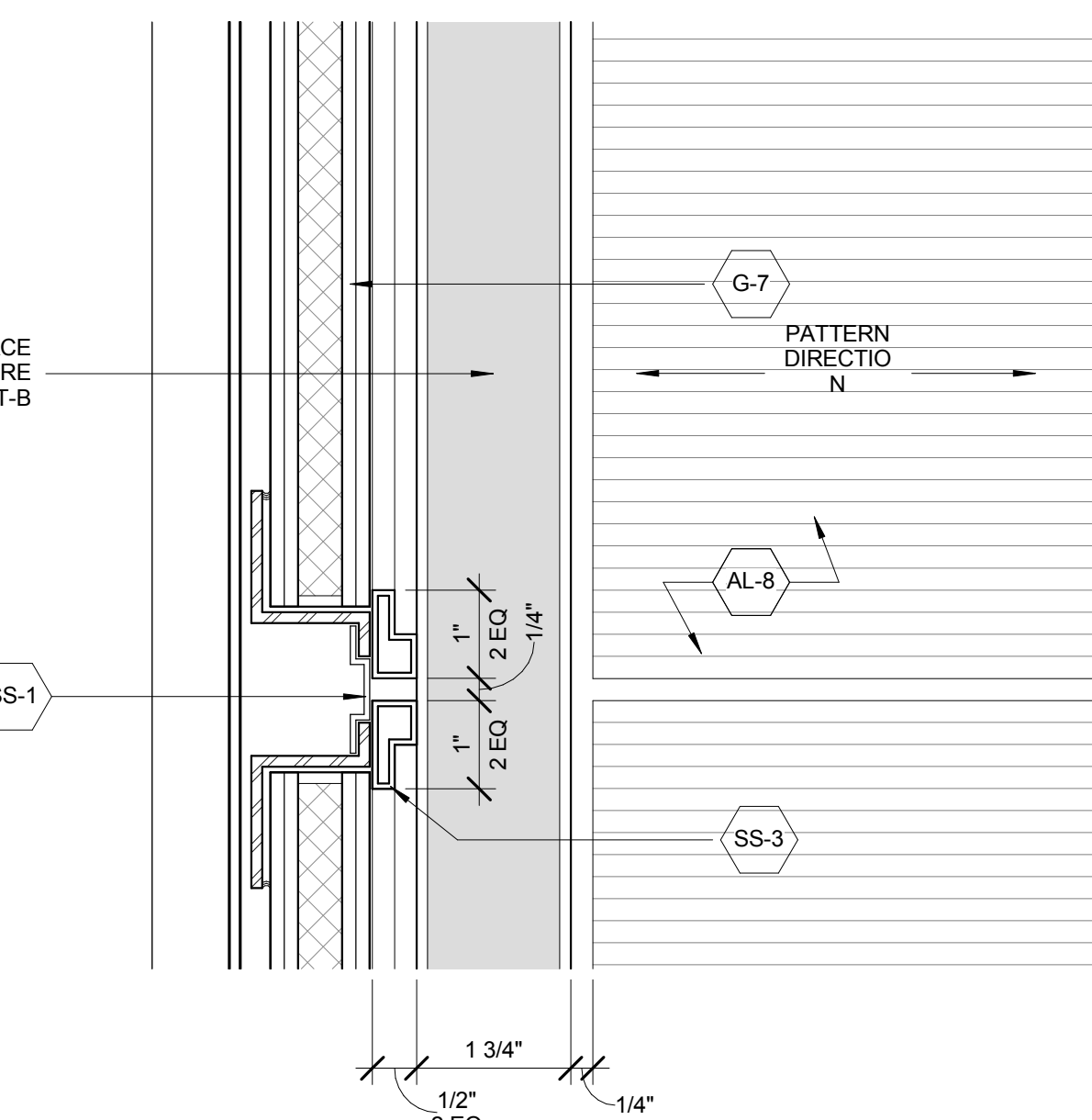
8 ELEVATOR CAB - SECTION DETAIL @ FRONT  
SCALE: 6" = 1'-0"



6 ELEVATOR CAB - SECTION DETAIL @ SIDE WALL  
SCALE: 6" = 1'-0"



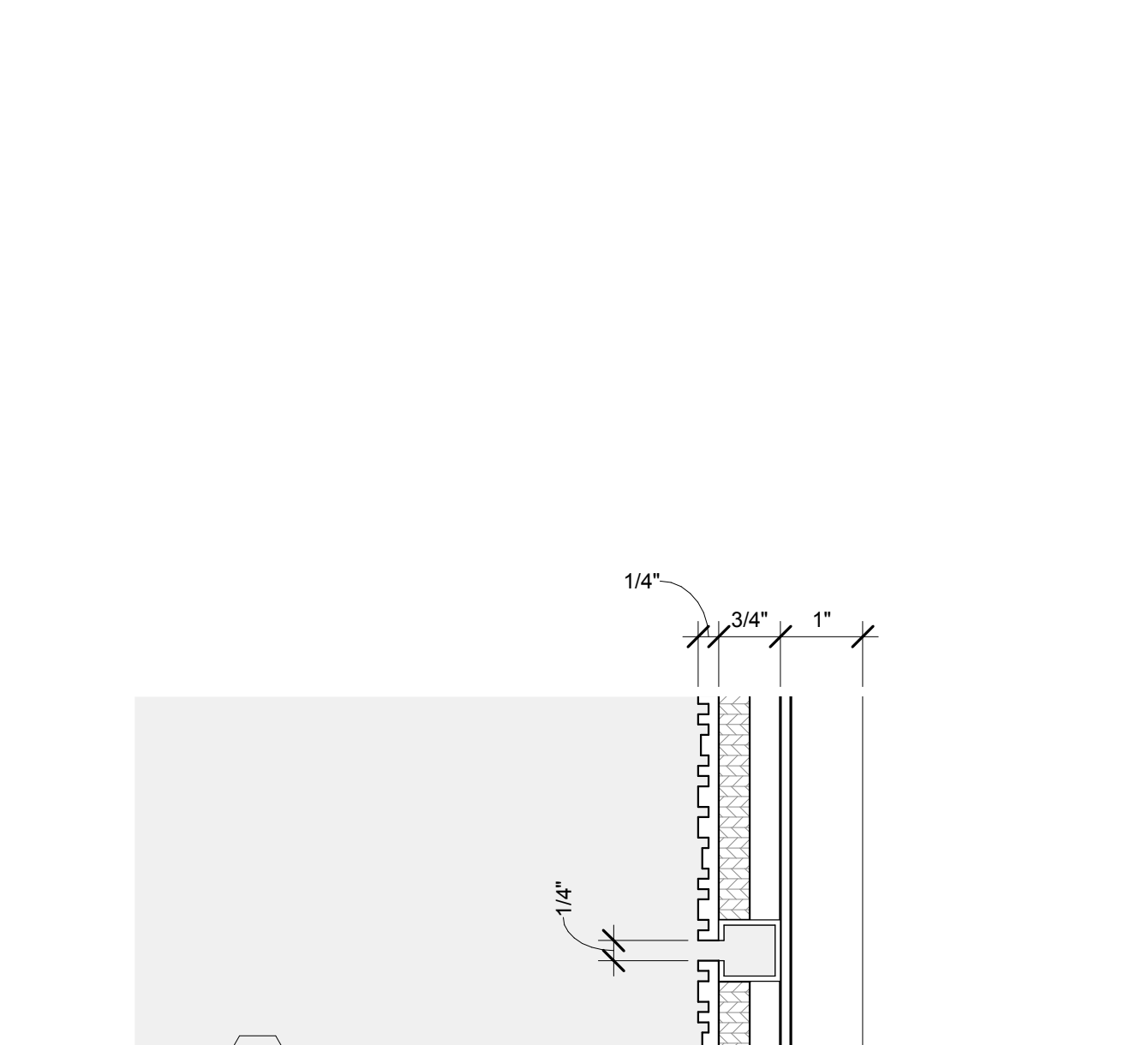
4 ELEVATOR CAB - PARTIAL ELEVATION  
SCALE: 6" = 1'-0"



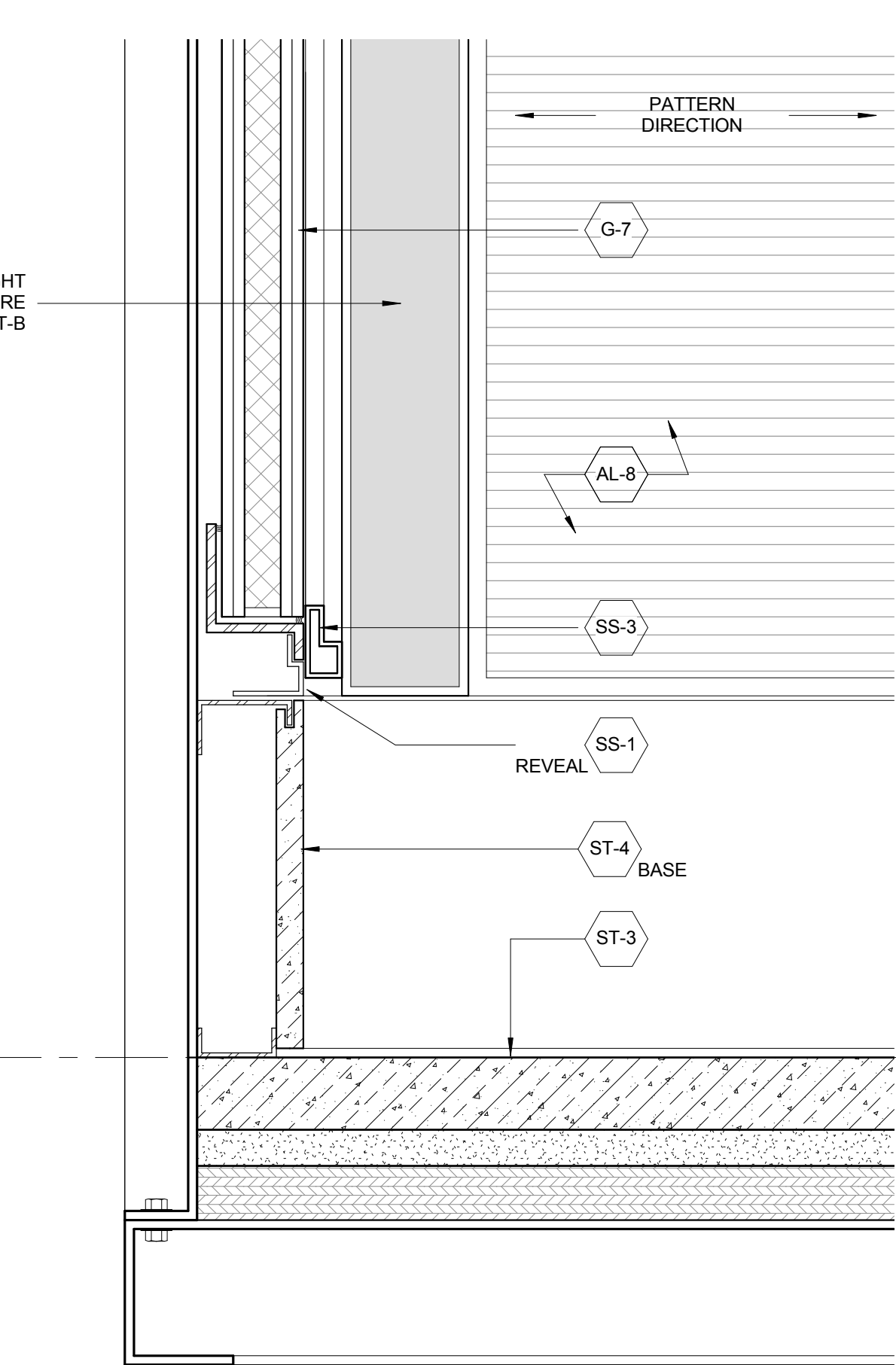
10 ELEVATOR CAB - SECTION DETAIL @ REAR WALL  
SCALE: 6" = 1'-0"



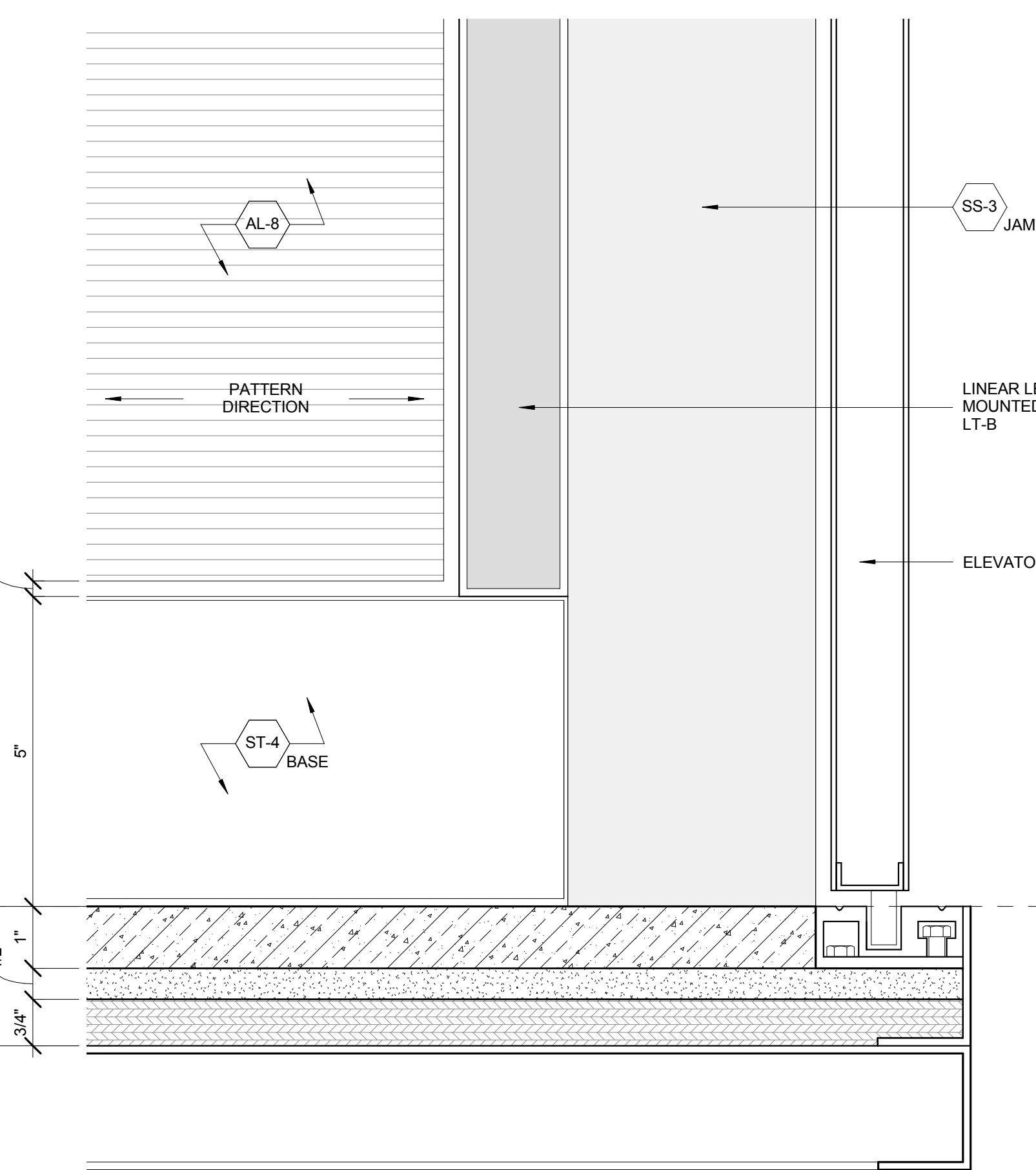
7 ELEVATOR CAB - SECTION DETAIL @ FRONT  
SCALE: 6" = 1'-0"



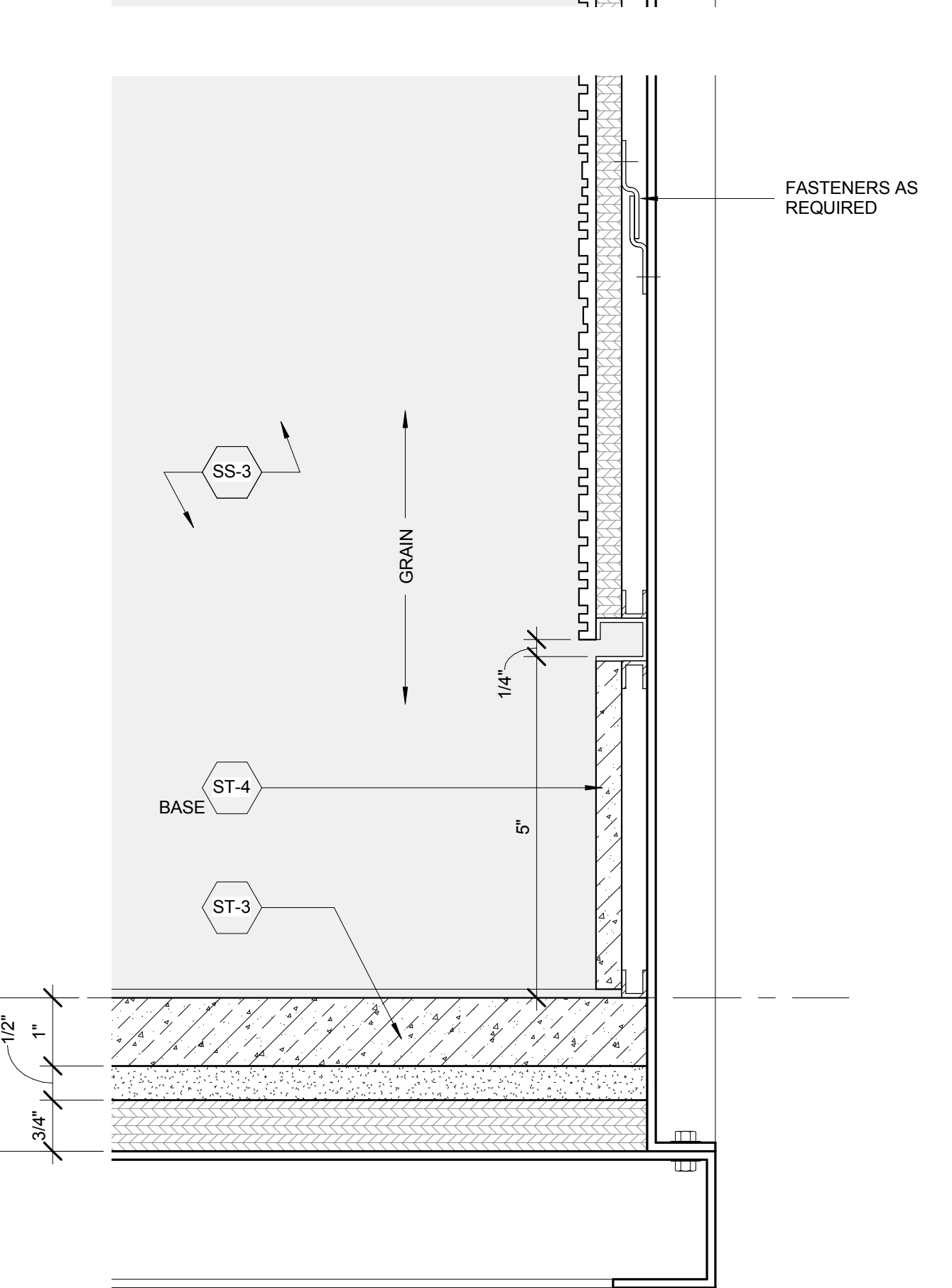
5 ELEVATOR CAB - SECTION DETAIL @ SIDE WALL  
SCALE: 6" = 1'-0"



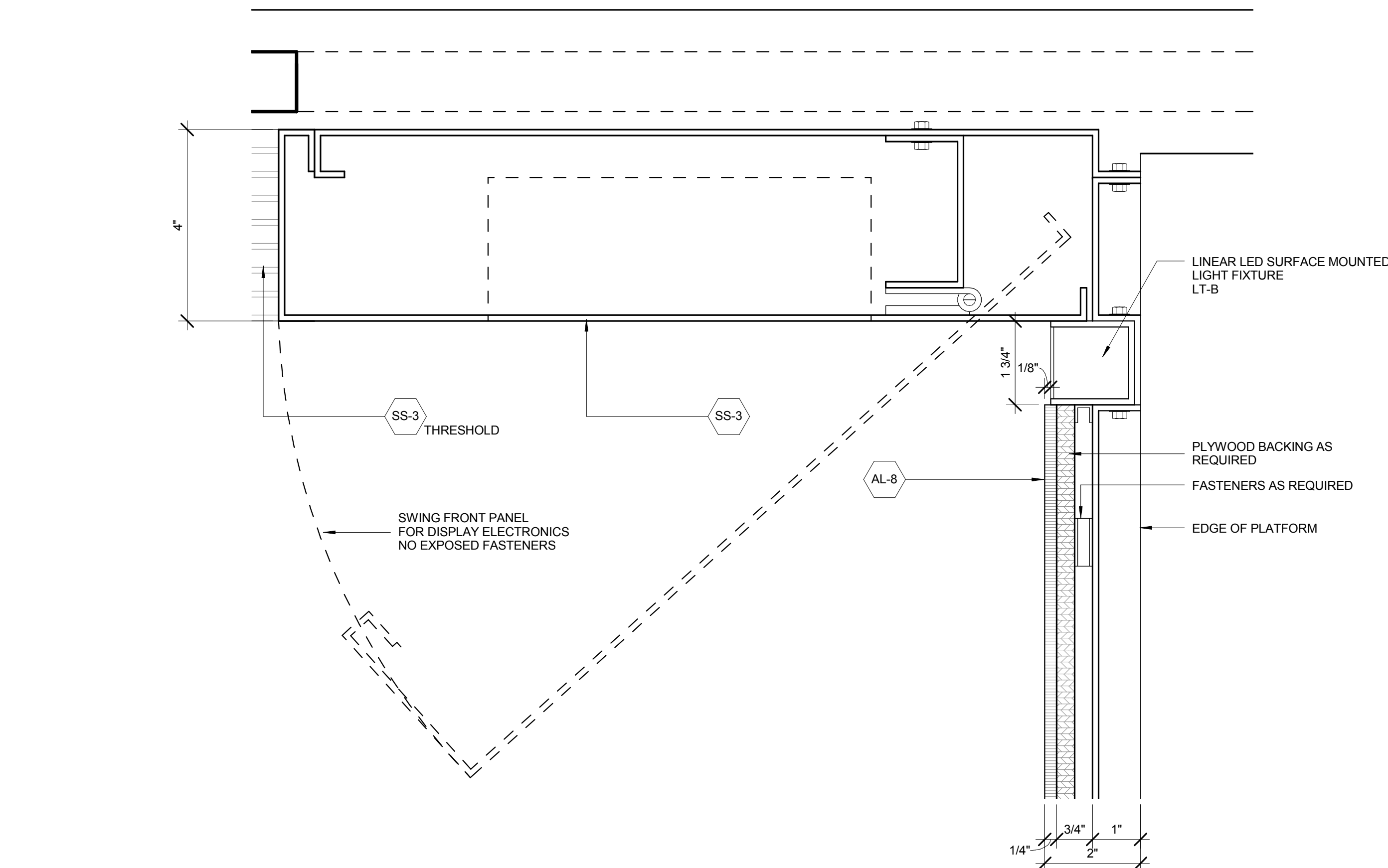
9 ELEVATOR CAB - SECTION DETAIL @ REAR WALL  
SCALE: 6" = 1'-0"



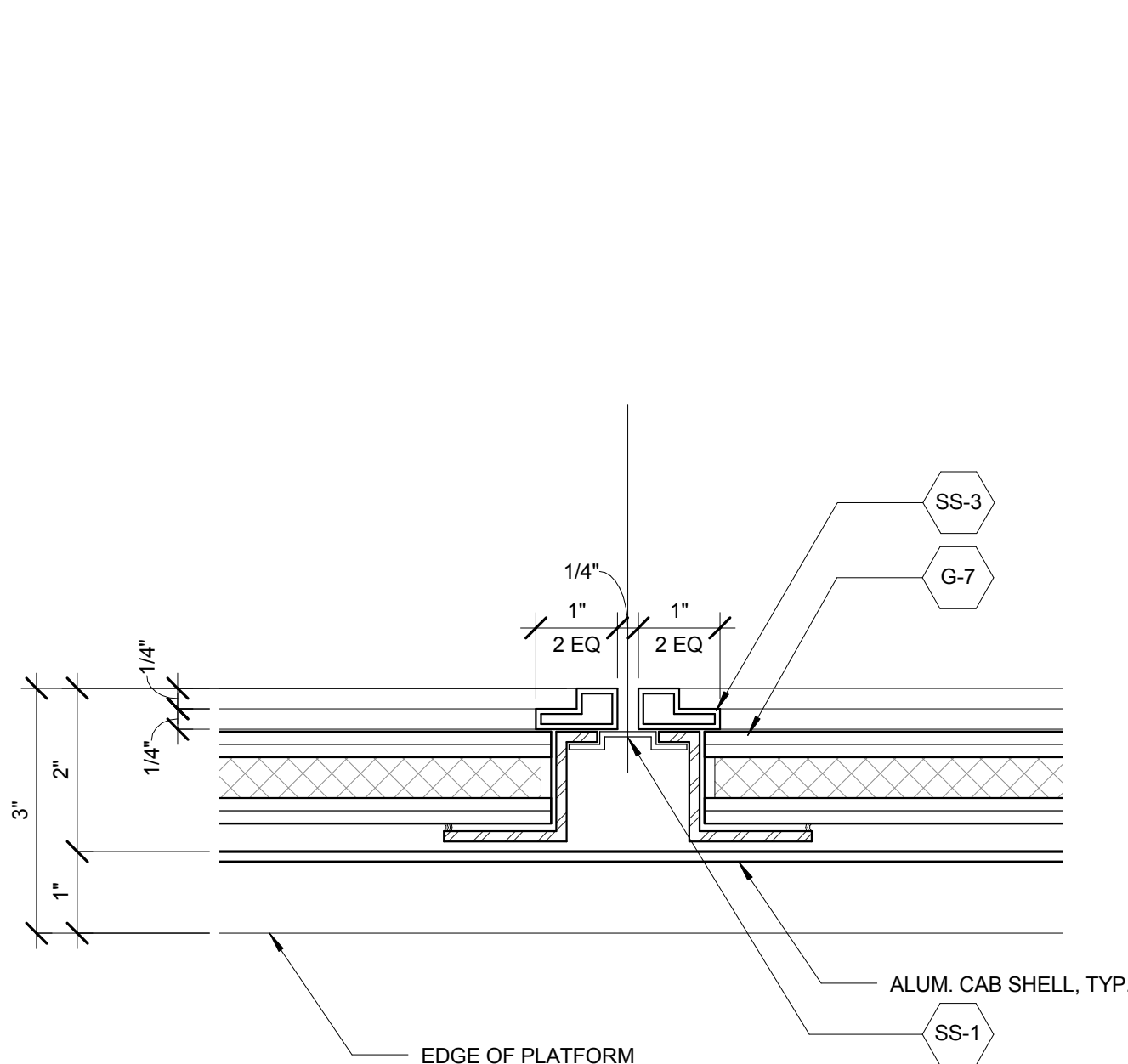
7 ELEVATOR CAB - SECTION DETAIL @ FRONT  
SCALE: 6" = 1'-0"



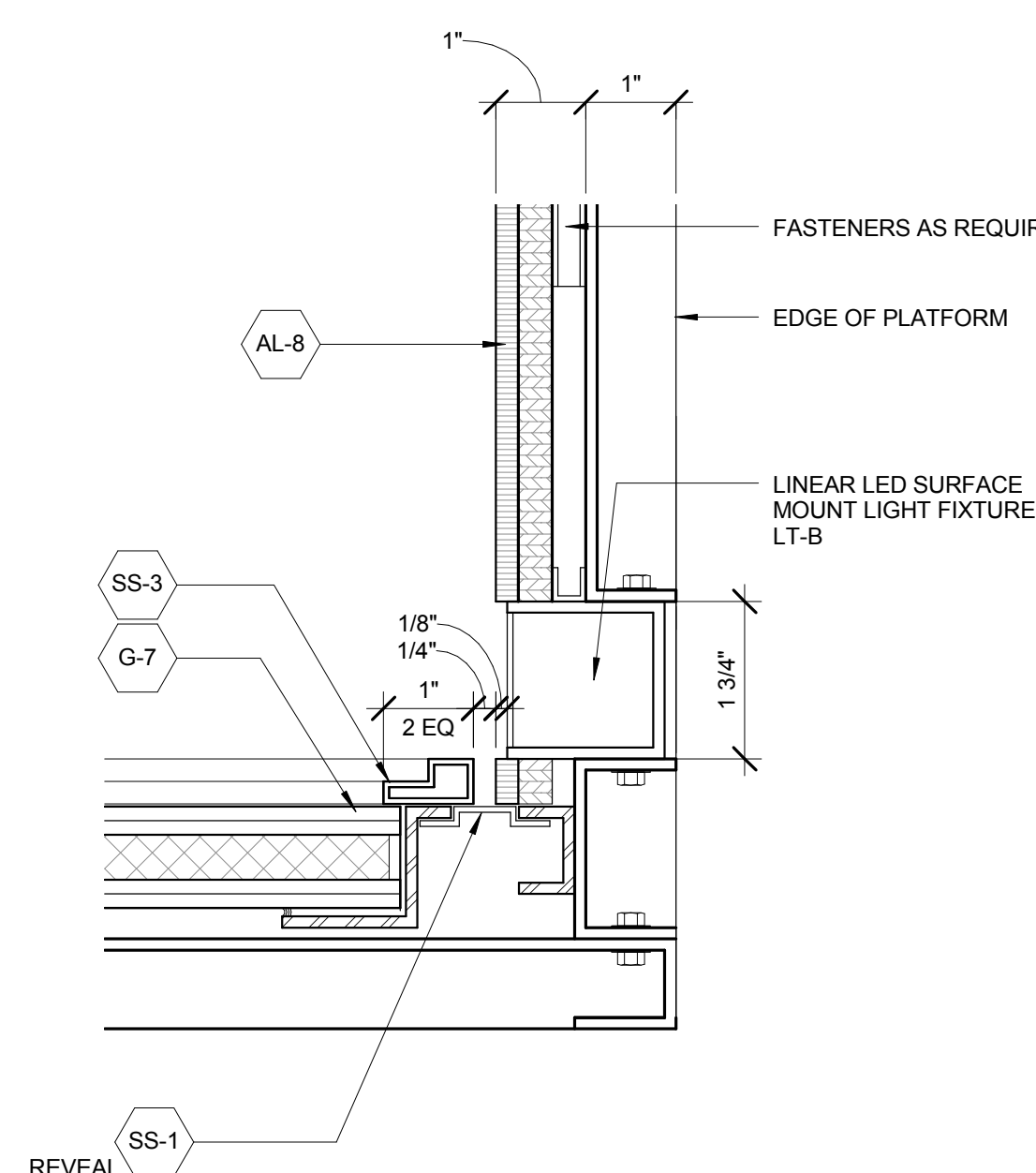
5 ELEVATOR CAB - SECTION DETAIL @ SIDE WALL  
SCALE: 6" = 1'-0"



3 ELEVATOR CAB - PLAN DETAIL  
SCALE: 6" = 1'-0"



2 ELEVATOR CAB - PLAN DETAIL  
SCALE: 6" = 1'-0"



1 ELEVATOR CAB - PLAN DETAIL  
SCALE: 6" = 1'-0"

No.	Description	Date
1	PLAN APPROVAL AMENDMENT	08/04/2017

Key Plan

Drawn Date: 02/22/2016

Project No:

Drawn By:

Sheet Number

A-571.00

Approved Under Direction of a Professional Engineer

Date: 02/16/2016

NYC Development Hub

Approved Under Direction of a Professional Engineer

Date: 02/16/2016

NYC Development Hub

Approved Under Direction of a Professional Engineer

Date: 02/16/2016

NYC Development Hub

Approved Under Direction of a Professional Engineer

Date: 02/16/2016

NYC Development Hub

Approved Under Direction of a Professional Engineer

Date: 02/16/2016

NYC Development Hub

Approved Under Direction of a Professional Engineer

Date: 02/16/2016

NYC Development Hub

Approved Under Direction of a Professional Engineer

Date: 02/16/2016

NYC Development Hub

Approved Under Direction of a Professional Engineer

Date: 02/16/2016

NYC Development Hub

Approved Under Direction of a Professional Engineer

Date: 02/16/2016

NYC Development Hub

Approved Under Direction of a Professional Engineer

Date: 02/16/2016

NYC Development Hub

Approved Under Direction of a Professional Engineer

Date: 02/16/2016

NYC Development Hub

Approved Under Direction of a Professional Engineer

Date: 02/16/2016

NYC Development Hub

Approved Under Direction of a Professional Engineer

Date: 02/16/2016

NYC Development Hub

Approved Under Direction of a Professional Engineer

Date: 02/16/2016

NYC Development Hub

Approved Under Direction of a Professional Engineer

Date: 02/16/2016

NYC Development Hub

Approved Under Direction of a Professional Engineer

Date: 02/16/2016

NYC Development Hub

Approved Under Direction of a Professional Engineer

Date: 02/16/2016

NYC Development Hub





*Client*  
Related Companies  
60 Columbus Circle  
New York, NY 10023  
Tel: 212.801.1000 Fax: 212.801.1048

Oxford Properties Group  
320 Park Avenue, 17th Floor  
New York, NY 10022  
Tel: 212.986.7514 Fax: 212.986.7510

Mitsui Fudosan America, Inc.  
1251 Avenue of the Americas, Suite 800  
New York, NY 10020  
Tel: 212.403.5600 Fax: 212.403.5657

*Architect*  
Kohn Pedersen Fox Associates PC  
Architects & Planning Consultants  
11 West 42nd Street  
New York, New York 10036  
TEL: 212.977.6500 FAX: 212.956.2520

*Structural Engineer*  
WSP  
228 East 45th Street, 3rd Floor  
New York, NY 10017  
Tel: 212.687.9888 Fax: 646.487.5501

Mechanical, Electrical, Plumbing, Fire Protection  
WSP  
512 Seventh Avenue  
New York, NY 10018  
Tel: 212.532.9600



NOTE: REFER TO G0-0005 FOR OVERALL ARCHITECTURAL MATERIAL LEGEND AND DESCRIPTION



Issue Date: 06/29/16  
Project No.:  
Drawn By: A-580.00  
Sheet Number: A-580.00

REGISTERED ARCHITECT  
MICHAEL D. GREENE  
NO. 027052  
STATE OF NEW YORK

Drawing Title

**LOBBY DESK - MAIN  
DESK**

Drawing Number

A-580.00

SHEET 116 of 128

© 2015 KOHN PEDERSEN FOX ASSOCIATES PC. All rights reserved.





*Client*

Related Companies  
60 Columbus Circle  
New York, NY 10023  
Tel: 212.801.1000 Fax: 212.801.1048

Oxford Properties Group  
320 Park Avenue, 17th Floor  
New York, NY 10022  
Tel: 212.986.7514 Fax: 212.986.7510

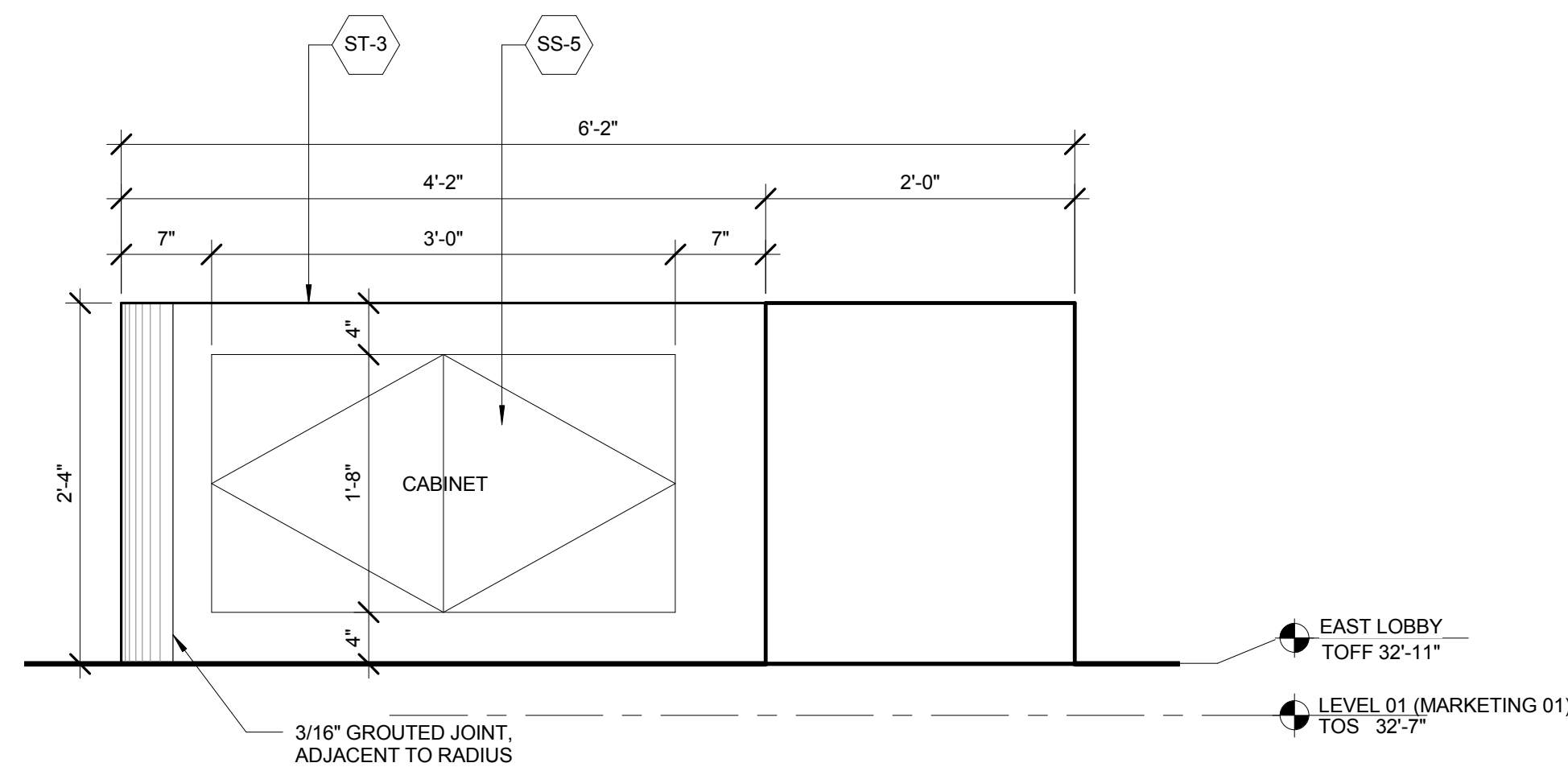
Mitsui Fudosan America, Inc.  
1251 Avenue of the Americas, Suite 800  
New York, NY 10020  
Tel: 212.403.5600 Fax: 212.403.5657

**Architect**  
Kohn Pedersen Fox Associates PC  
Architects & Planning Consultants  
11 West 42nd Street  
New York, New York 10036  
TEL: 212.977.6500 FAX: 212.956.2520

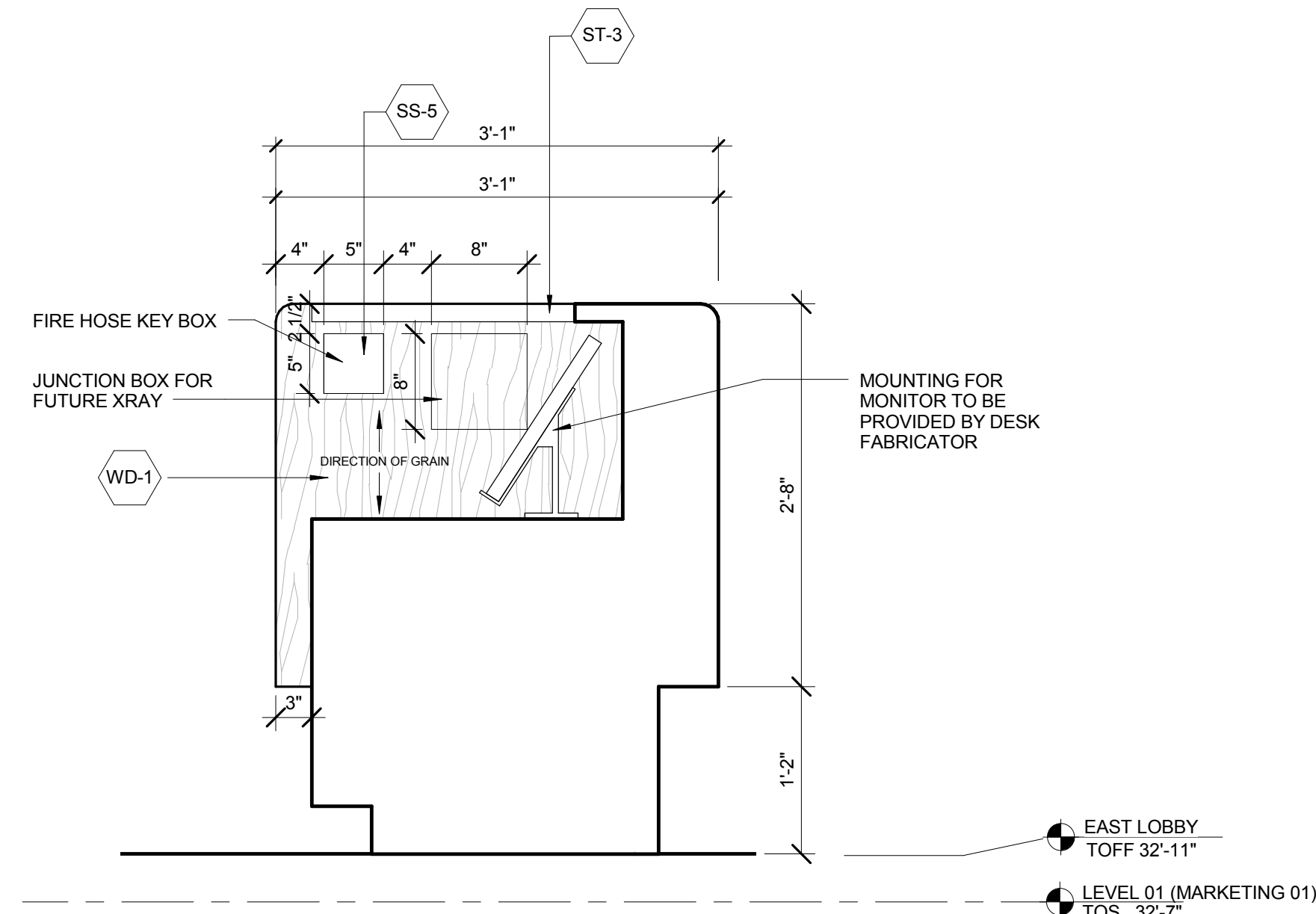
*Structural Engineer*

WSP  
228 East 45th Street, 3rd Floor  
New York, NY 10017  
Tel: 212.687.9888 Fax: 646.487.5501

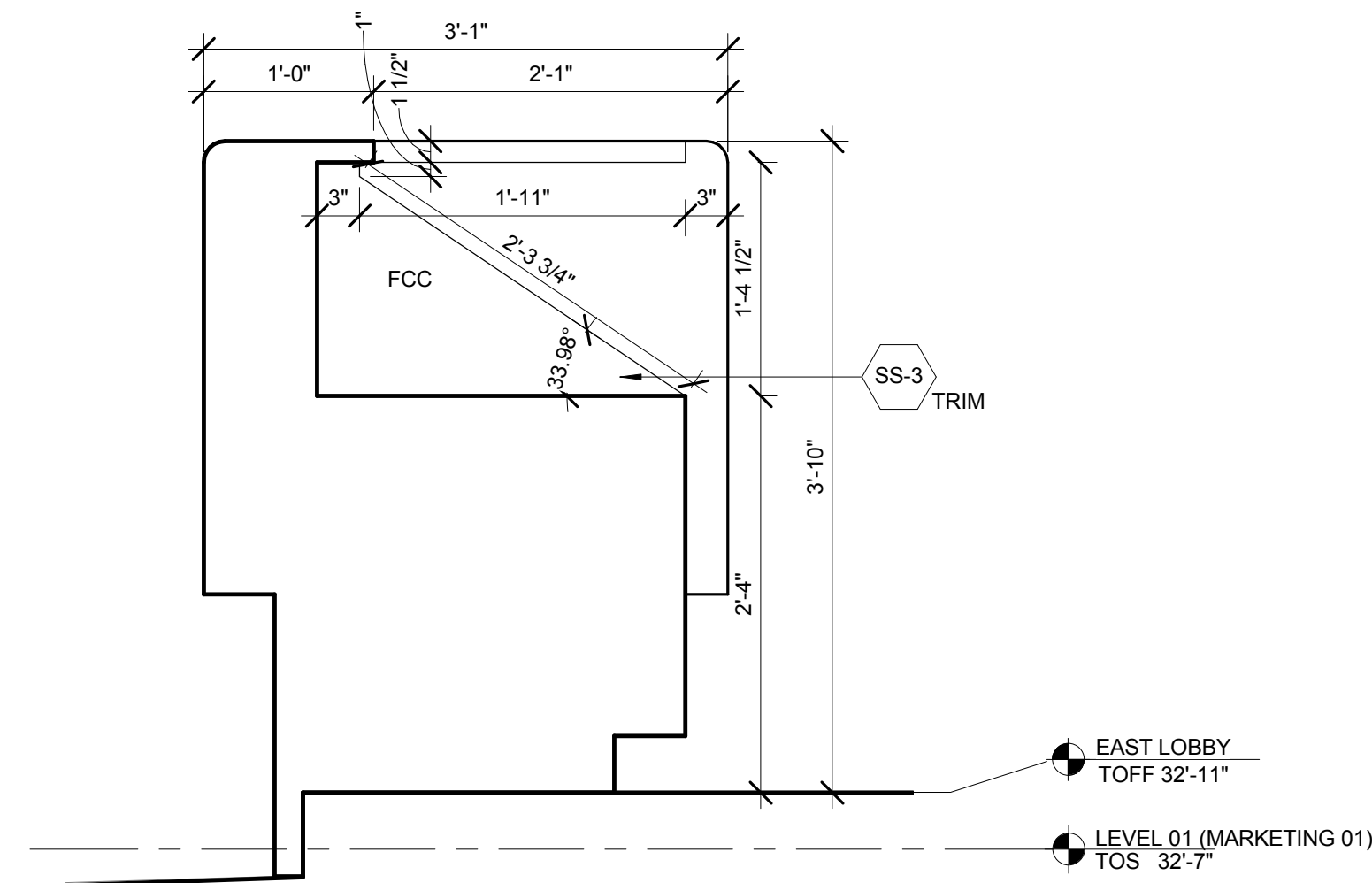
Mechanical, Electrical, Plumbing, Fire Protection  
WSP  
512 Seventh Avenue  
New York, NY 10018  
Tel: 212.532.9600



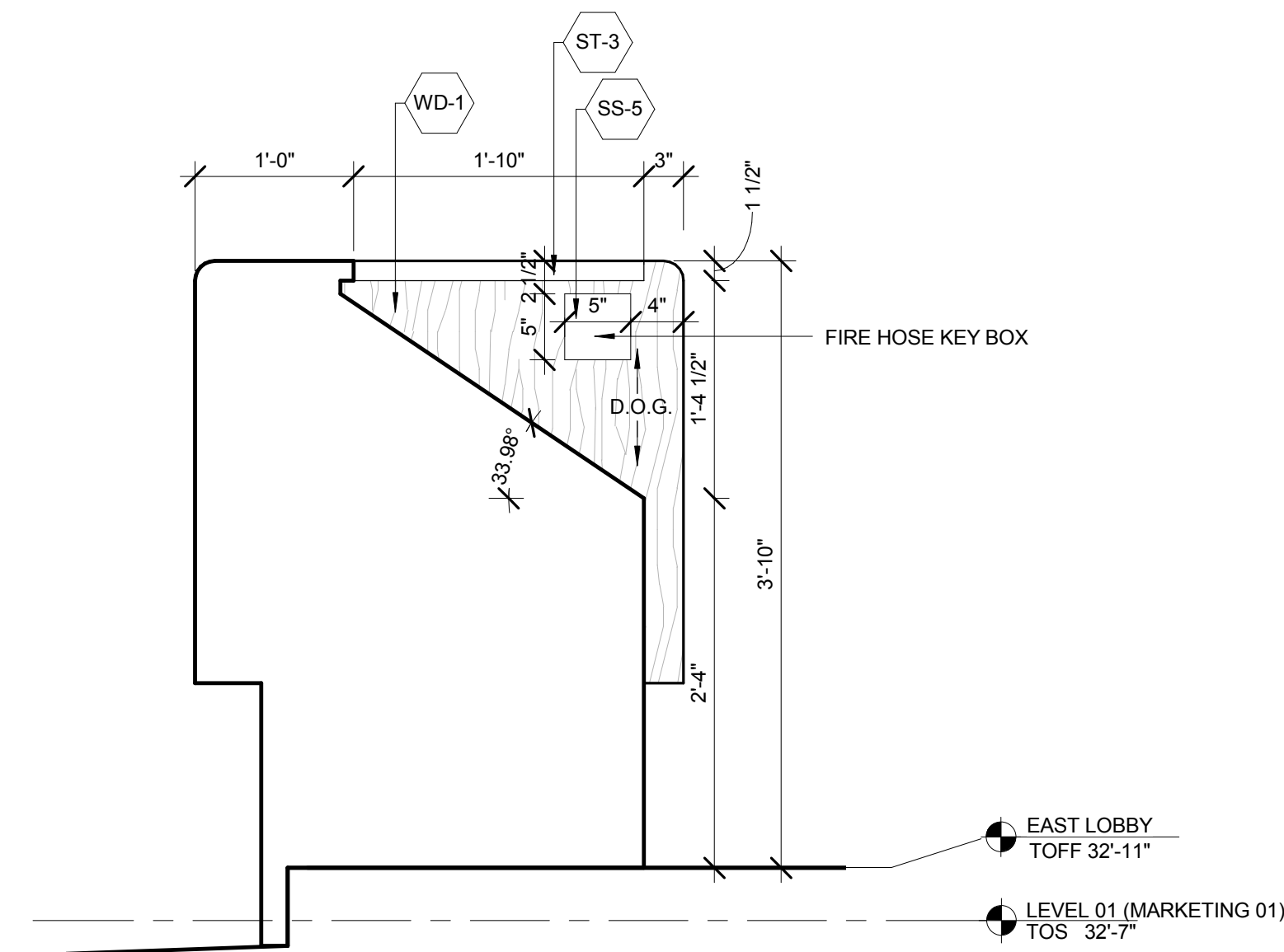
6 EAST LOBBY - MAIN BUILDING DESK EAST ELEVATION - ADA  
SCALE: 1" = 1'-0"



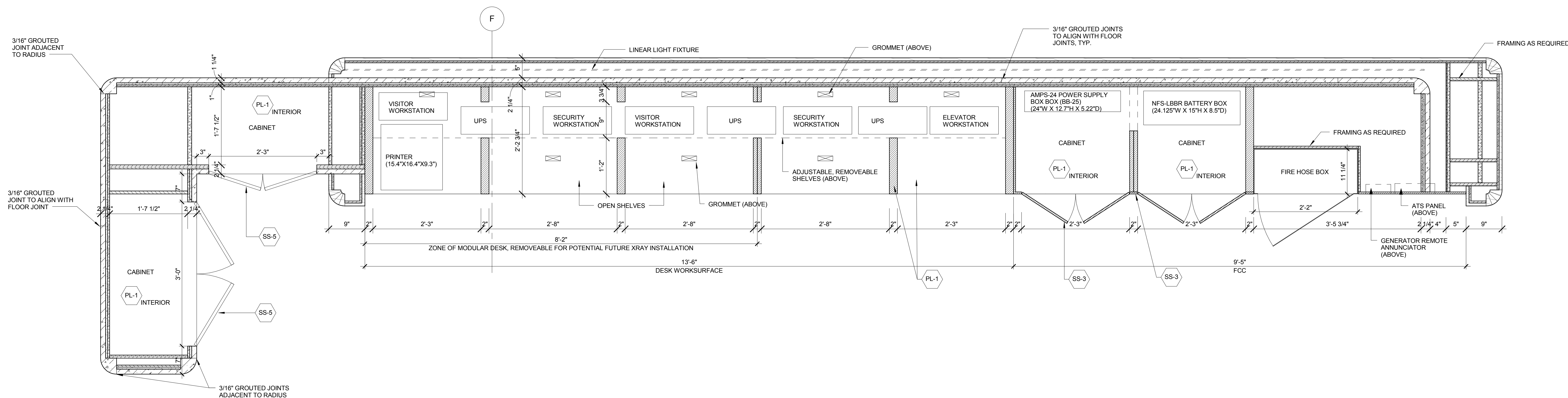
5 EAST LOBBY - MAIN BUILDING DESK EAST ELEVATION - INTERIOR DESK  
SCALE: 1" = 1'-0"



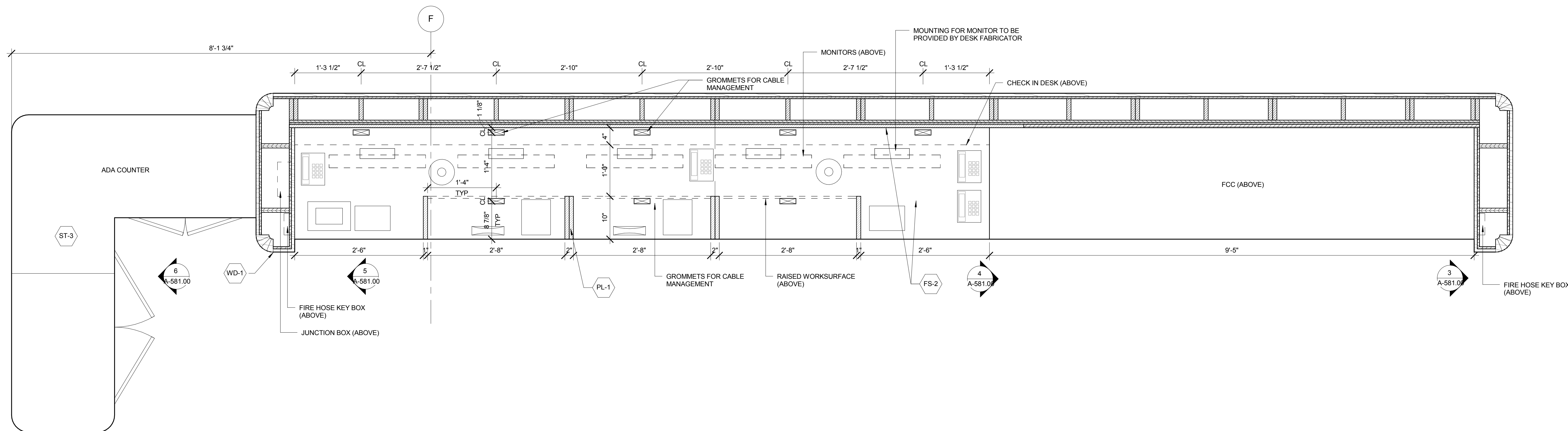
4 EAST LOBBY - MAIN BUILDING DESK WEST ELEVATION - FCC SIDE  
SCALE: 1" = 1'-0"



3 EAST LOBBY - MAIN BUILDING DESK WEST ELEVATION - INT DESK  
SCALE: 1" = 1'-0"



2 EAST LOBBY - MAIN BUILDING DESK FRAMING PLAN  
SCALE: 1" = 1'-0"



1 EAST LOBBY - MAIN BUILDING DESK WORKSURFACE PLAN  
SCALE: 1" = 1'-0"

7	PLAN APPROVAL AMENDMENT	08/04/2017
No.	Description	Date

### Key PSs



---

home Ave:

02/17/1

Project No. \_\_\_\_\_

Drawn by: 

Drawing Task

**LOBBY DESK - MAIN  
DESK**

Dwivedi et al.

A-581.00

SHEET 117 of 128

© 2015 KOHN PEDERSEN FOX ASSOCIATES PC. All rights reserved.



55 HUDSON YARDS

Address  
550 W 34th St  
New York, NY 10001



Client  
Related Companies  
60 Columbus Circle  
New York, NY 10023  
Tel: 212.801.1000 Fax: 212.801.1048

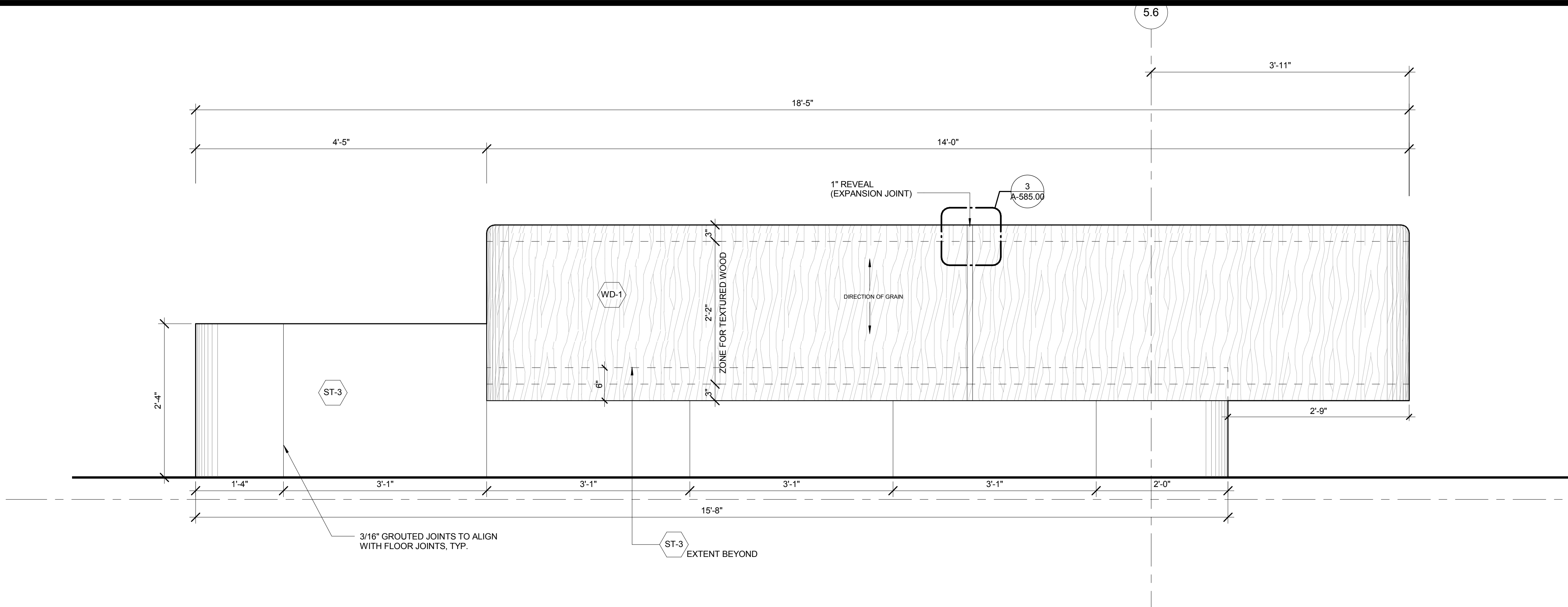
Oxford Properties Group  
320 Park Avenue, 17th Floor  
New York, NY 10022  
Tel: 212.986.7514 Fax: 212.986.7510

Mitsui Fudosan America, Inc.  
1251 Avenue of the Americas, Suite 800  
New York, NY 10020  
Tel: 212.403.5600 Fax: 212.403.5657

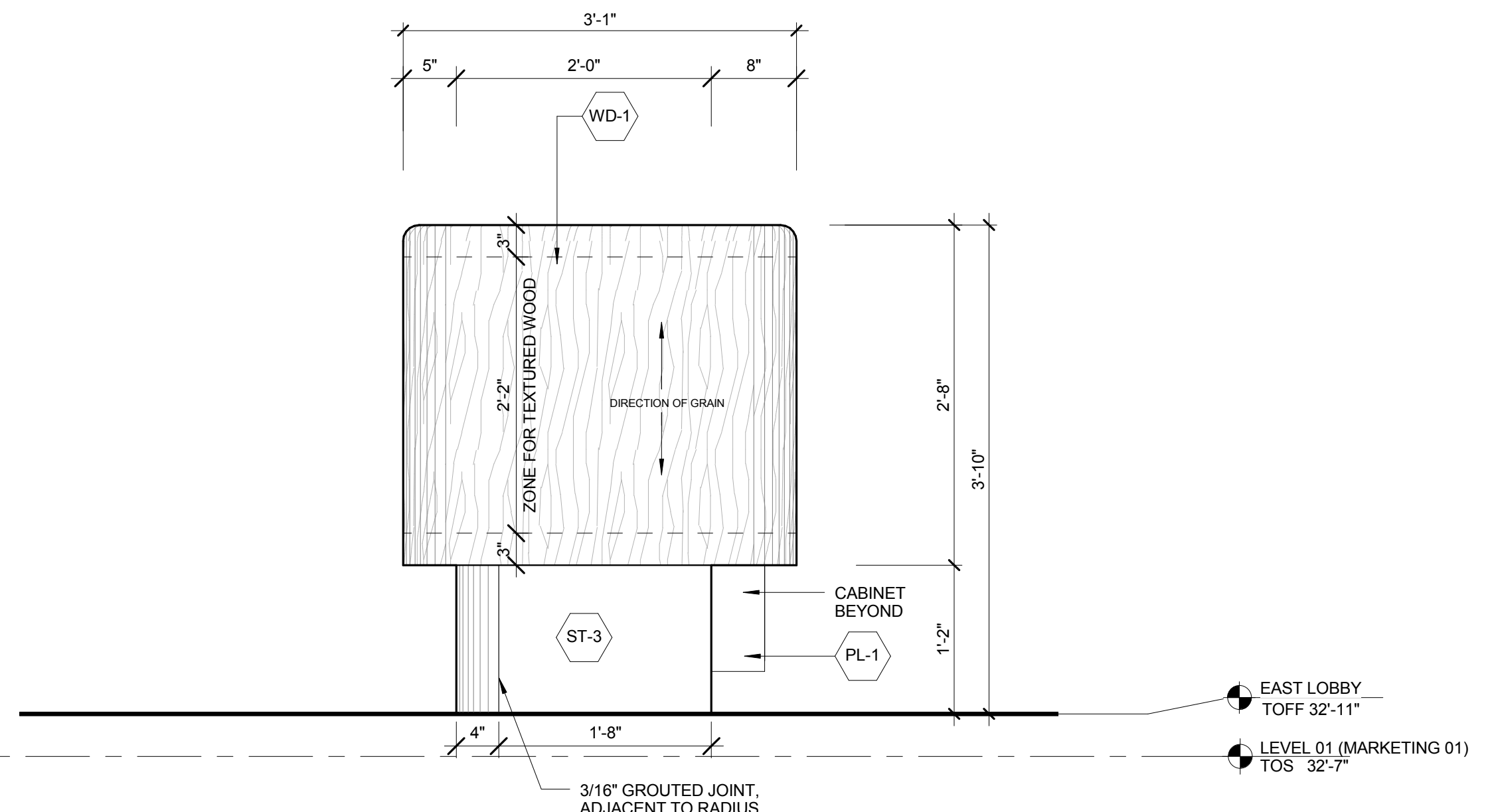
Architect  
Kohn Pedersen Fox Associates PC  
Architects & Planning Consultants  
11 West 42nd Street  
New York, New York 10036  
TEL: 212.977.6500 FAX: 212.956.2526

Structural Engineer  
WSP  
228 East 45th Street, 3rd Floor  
New York, NY 10017  
Tel: 212.687.9888 Fax: 646.487.5501

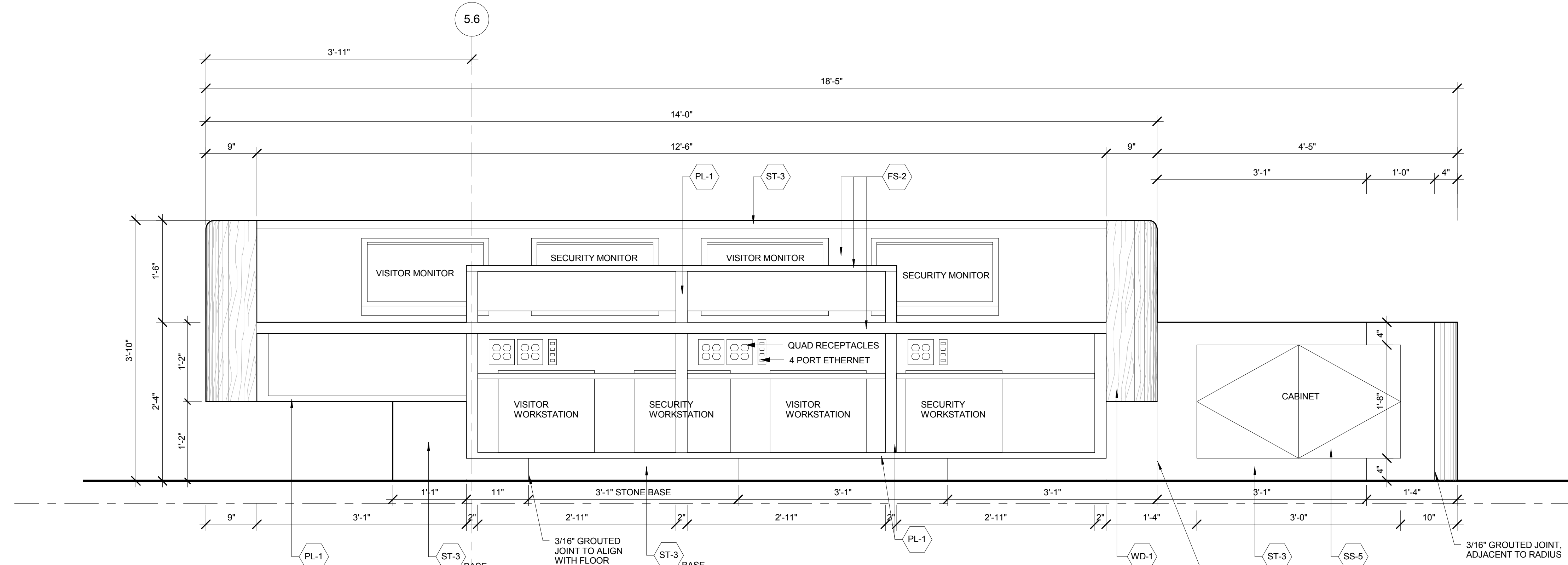
Mechanical, Electrical, Plumbing, Fire Protection  
WSP  
512 Seventh Avenue  
New York, NY 10018  
Tel: 212.532.9600



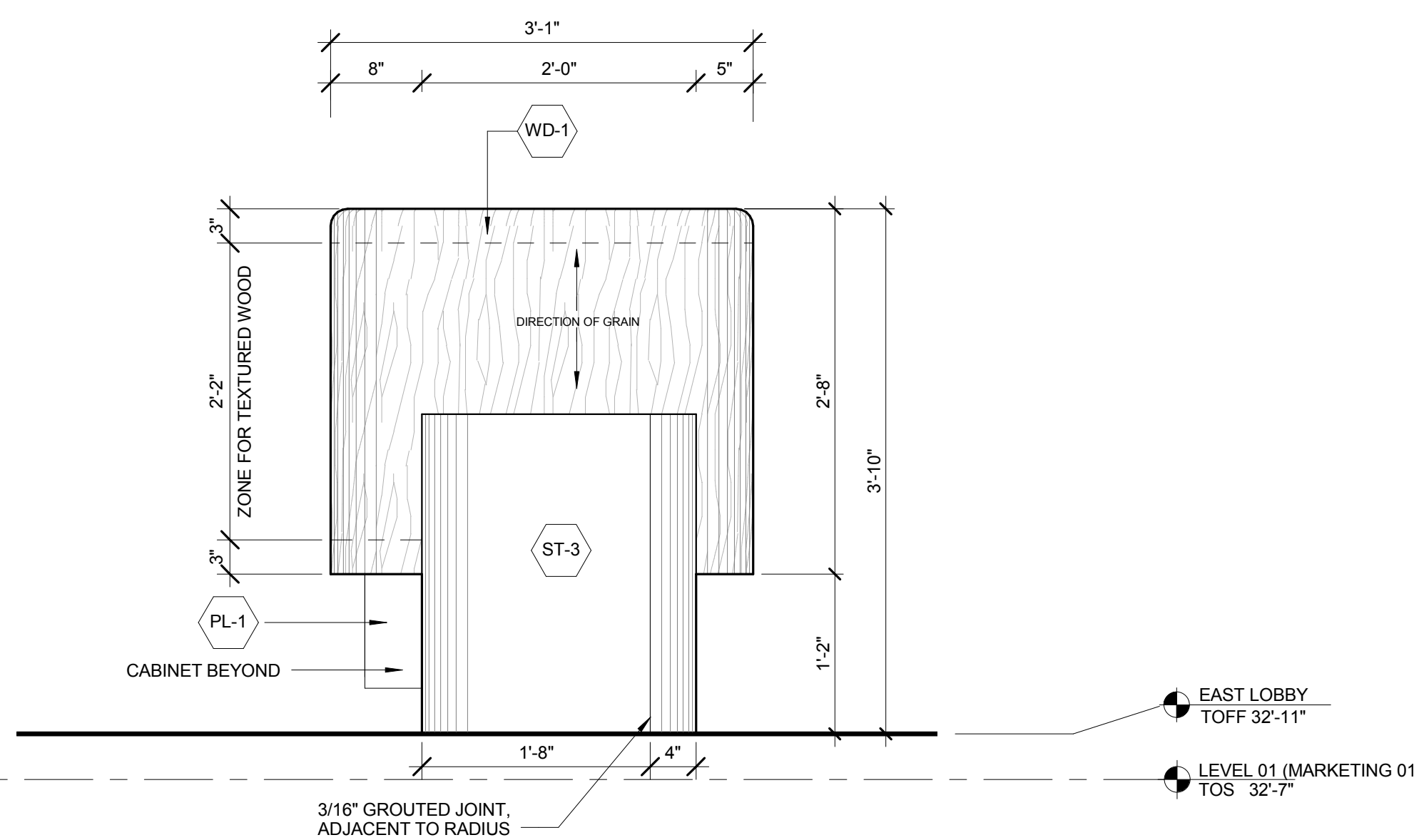
6 EAST LOBBY ALTERNATE TENANT DESK - EAST ELEVATION  
SCALE: 1" = 1'-0"



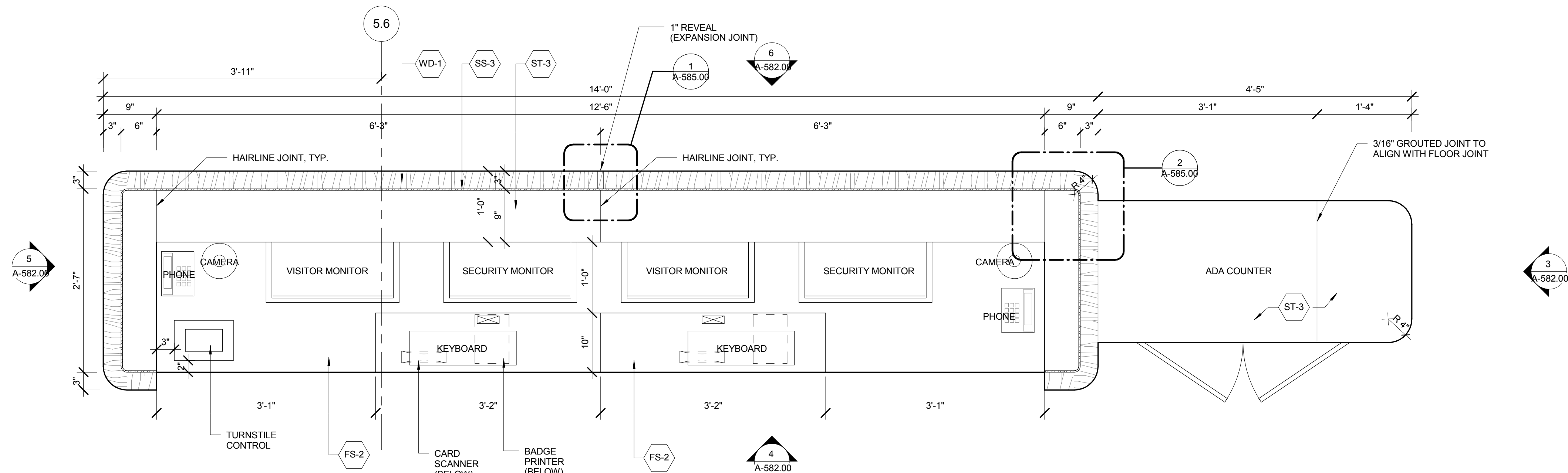
5 EAST LOBBY ALTERNATE TENANT DESK - NORTH ELEVATION  
SCALE: 1" = 1'-0"



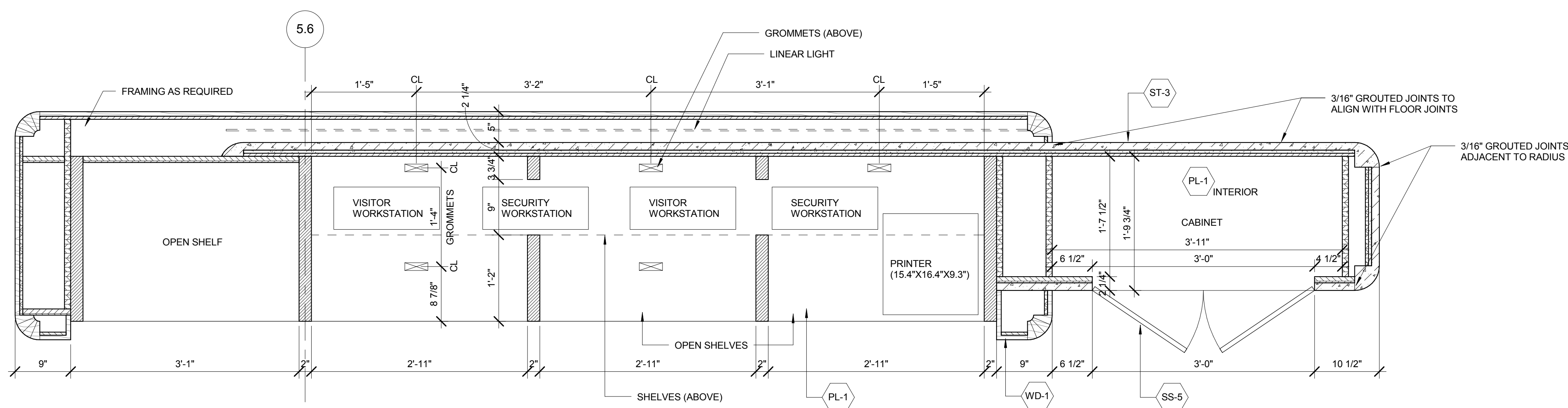
4 EAST LOBBY ALTERNATE TENANT DESK - WEST ELEVATION  
SCALE: 1" = 1'-0"



3 EAST LOBBY ALTERNATE TENANT DESK - SOUTH ELEVATION  
SCALE: 1" = 1'-0"




2 EAST LOBBY ALTERNATE TENANT DESK - PLAN  
SCALE: 1" = 1'-0"



1 EAST LOBBY ALTERNATE TENANT DESK - FRAMING PLAN  
SCALE: 1" = 1'-0"

No.	Description	Date
1	PLAN APPROVAL AMENDMENT	08/04/2017

Key Plan



Drawn Date: 06/29/16  
Project No:  
Drawn By:  
Sheet Number: A-582.00

Drawing Title  
LOBBY DESK - EAST  
TENANT DESK

Drawing Number  
A-582.00





*Client*  
Related Companies  
60 Columbus Circle  
New York, NY 10023  
Tel: 212.801.1000 Fax: 212.801.1048

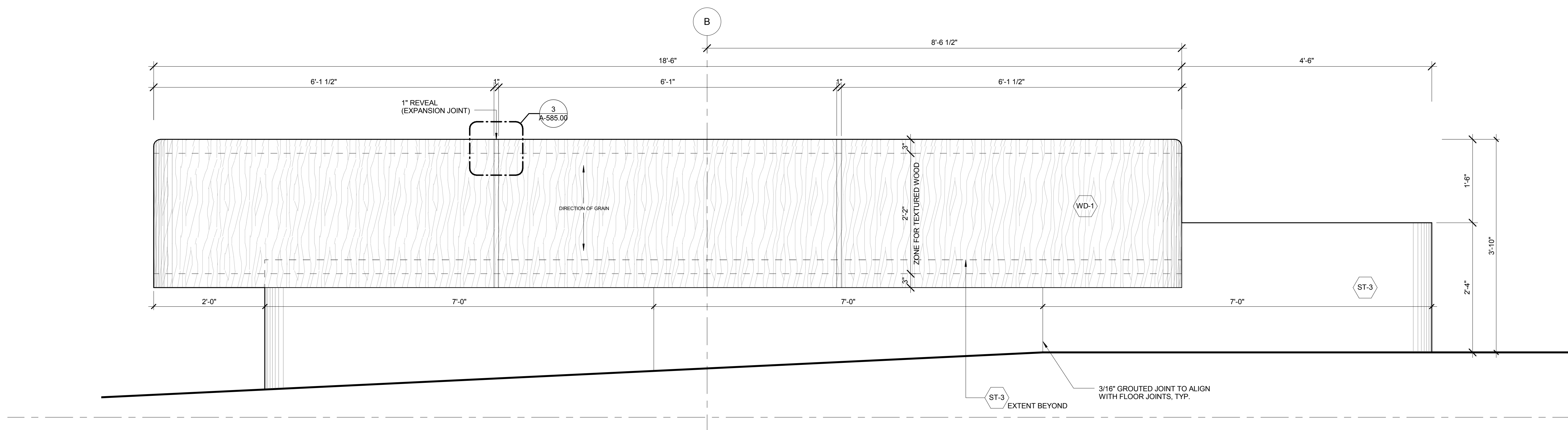
Oxford Properties Group  
320 Park Avenue, 17th Floor  
New York, NY 10022  
Tel: 212.986.7514 Fax: 212.986.7510

Mitsui Fudosan America, Inc.  
1251 Avenue of the Americas, Suite 800  
New York, NY 10020  
Tel: 212.403.5600 Fax: 212.403.5657

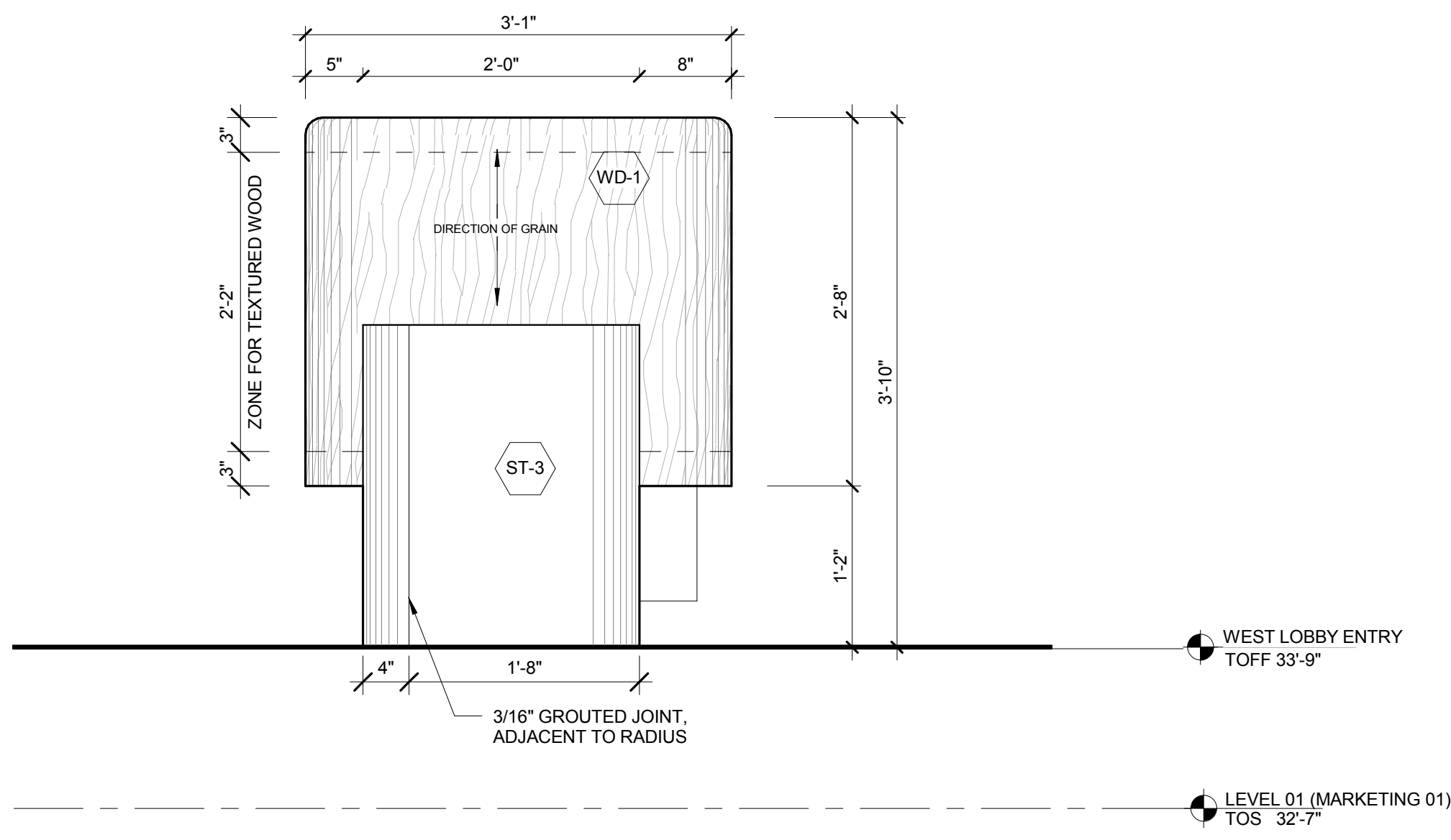
**Architect**  
Kohn Pedersen Fox Associates PC  
Architects & Planning Consultants  
11 West 42nd Street  
New York, New York 10036  
TEL: 212.977.6500 FAX: 212.956.2520

*Structural Engineer*  
WSP  
228 East 45th Street, 3rd Floor  
New York, NY 10017  
Tel: 212.687.9888 Fax: 646.487.5501

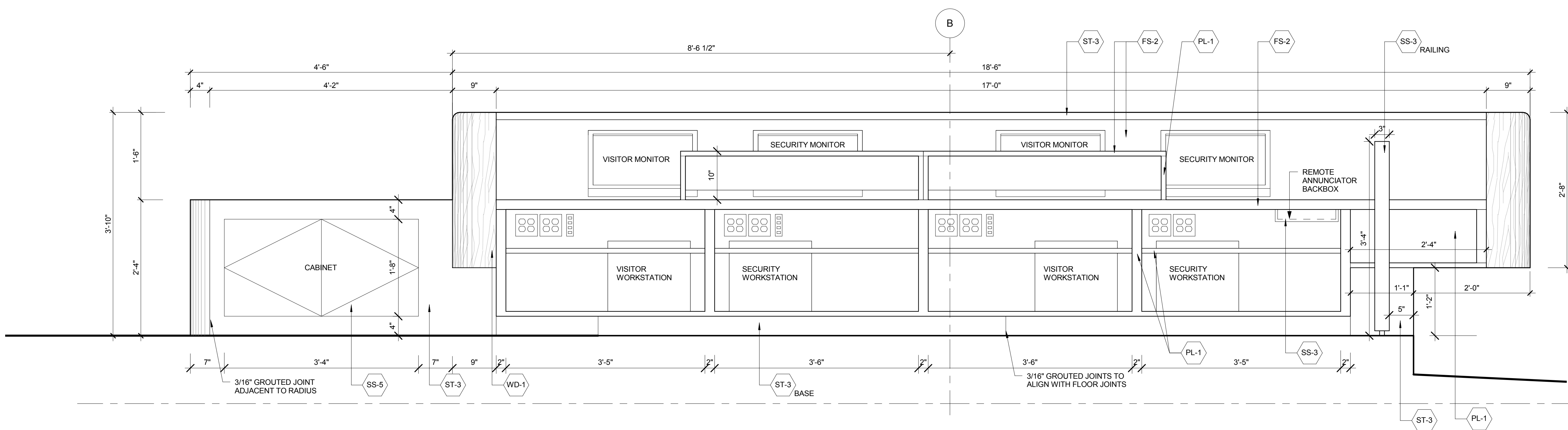
Mechanical, Electrical, Plumbing, Fire Protection  
WSP  
512 Seventh Avenue  
New York, NY 10018  
Tel: 212.532.9600



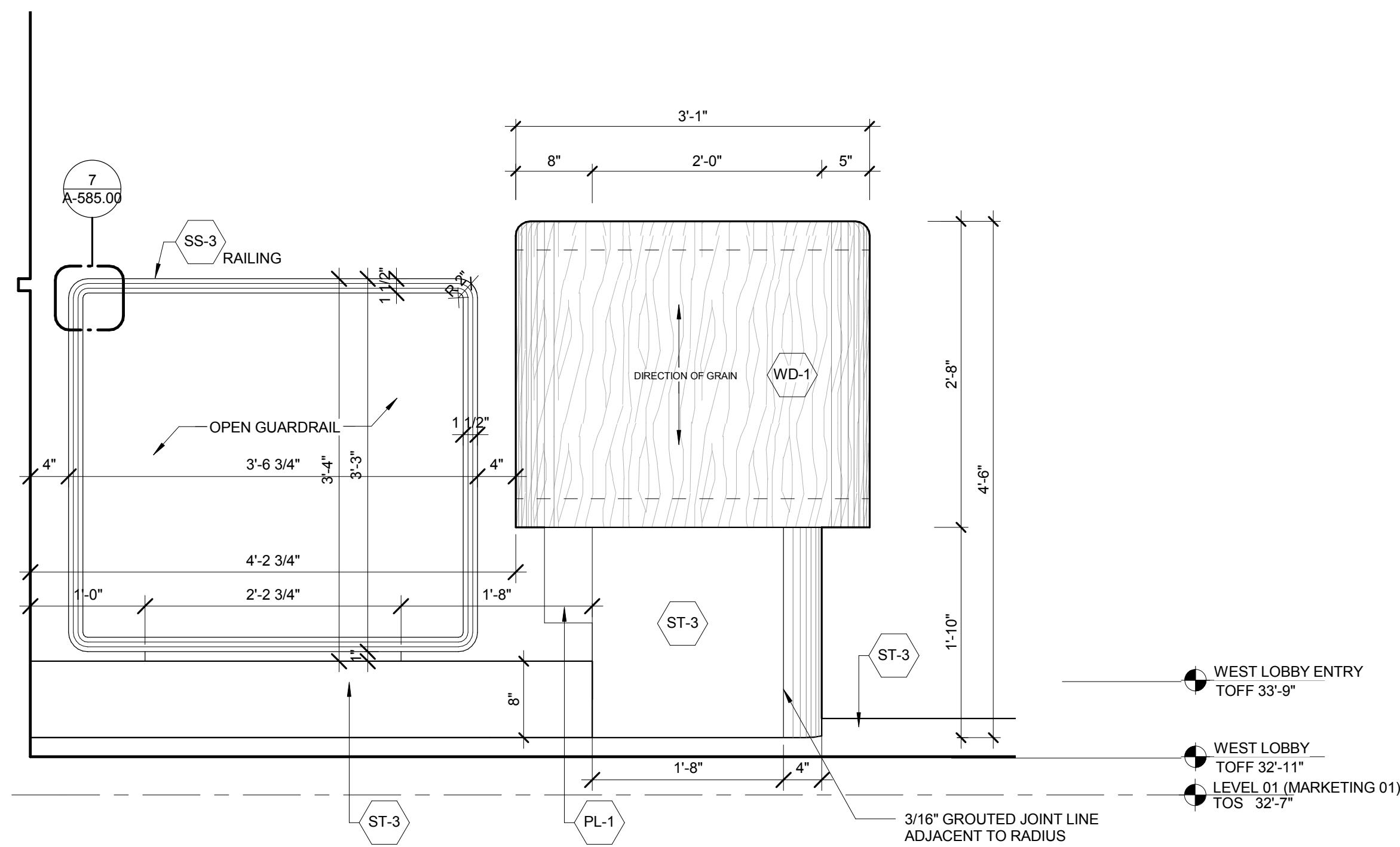
6 WEST LOBBY TENANT DESK - SOUTH ELEVATION  
SCALE: 1" = 1'-0"



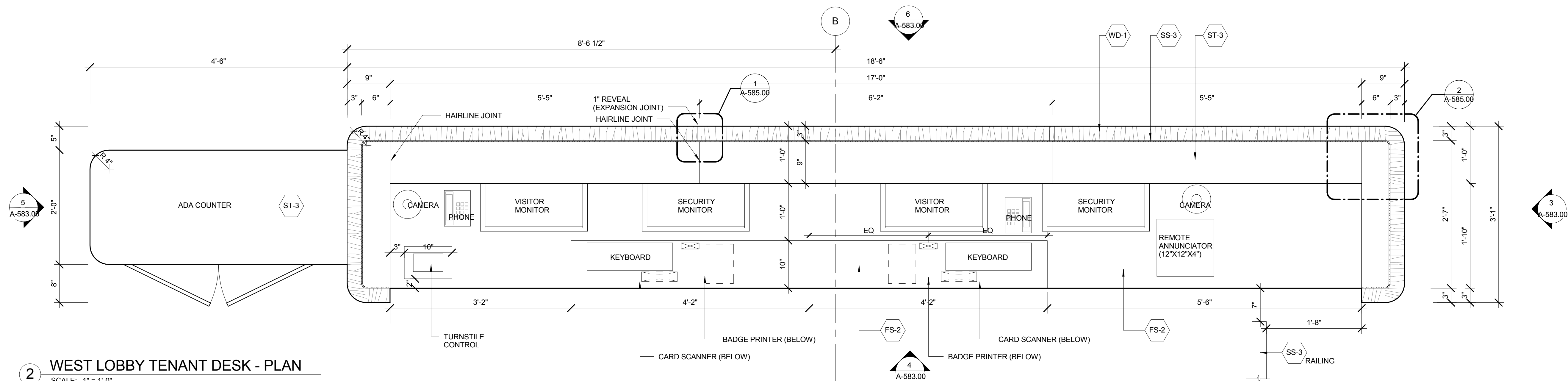
5 WEST LOBBY TENANT DESK - WEST ELEVATION  
SCALE: 1" = 1'-0"



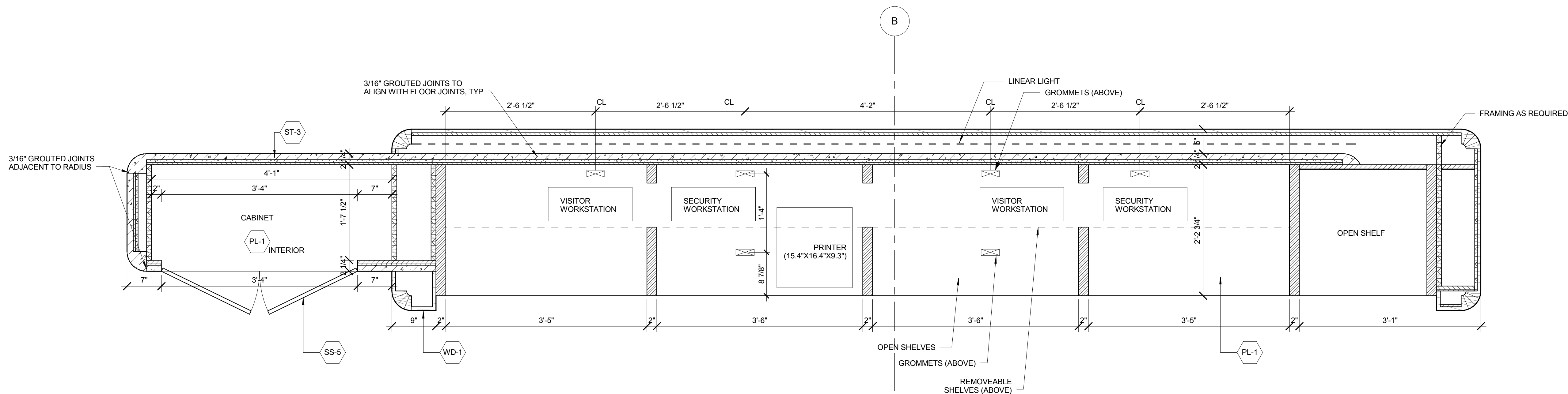
4 WEST LOBBY TENANT DESK - NORTH ELEVATION  
SCALE: 1" = 1'-0"



3 WEST LOBBY TENANT DESK - EAST ELEVATION  
SCALE: 1" = 1'-0"



2 WEST LOBBY TENANT DESK - PLAN  
SCALE: 1" = 1'-0"



**1 WEST LOBBY TENANT DESK - FRAMING PLAN**  
SCALE: 1" = 1'-0"

7	PLAN APPROVAL AMENDMENT	08/04/2017
No.	Description	Date

### Key Facts



Issue Date: 06/29/16  
Project No.:  
Drawn By: A-583.00  
Sheet Number: A-583.00

REGISTERED ARCHITECT  
MICHAEL D. GREER  
NO. 027082  
STATE OF NEW YORK

**LOBBY DESK - WEST  
TENANT DESK**

Drawing Number  
**A-583.00**

SHEET 119 of 128

© 2015 KOHN PEDERSEN FOX ASSOCIATES PC. All rights reserved.





6 MAIN DESK DETAIL SECTION - FIRE COMMAND AT FIREHOSE BOX  
SCALE: 3" = 1'-0"

5 MAIN DESK DETAIL SECTION - FIRE COMMAND AT LIFE SAFETY PANEL  
SCALE: 3" = 1'-0"

4 MAIN DESK DETAIL SECTION - ADA COUNTER EDGE  
SCALE: 3" = 1'-0"

3 DETAIL SECTION - WEST LOBBY GUARDRAIL  
SCALE: 3" = 1'-0"

2 MAIN DESK DETAIL SECTION - RAISED WORKSTATION  
SCALE: 3" = 1'-0"

1 MAIN DESK DETAIL SECTION - RAISED WORKSTATION  
SCALE: 3" = 1'-0"





Client  
Related Companies  
60 Columbus Circle  
New York, NY 10023  
Tel: 212.801.1000 Fax: 212.801.1048

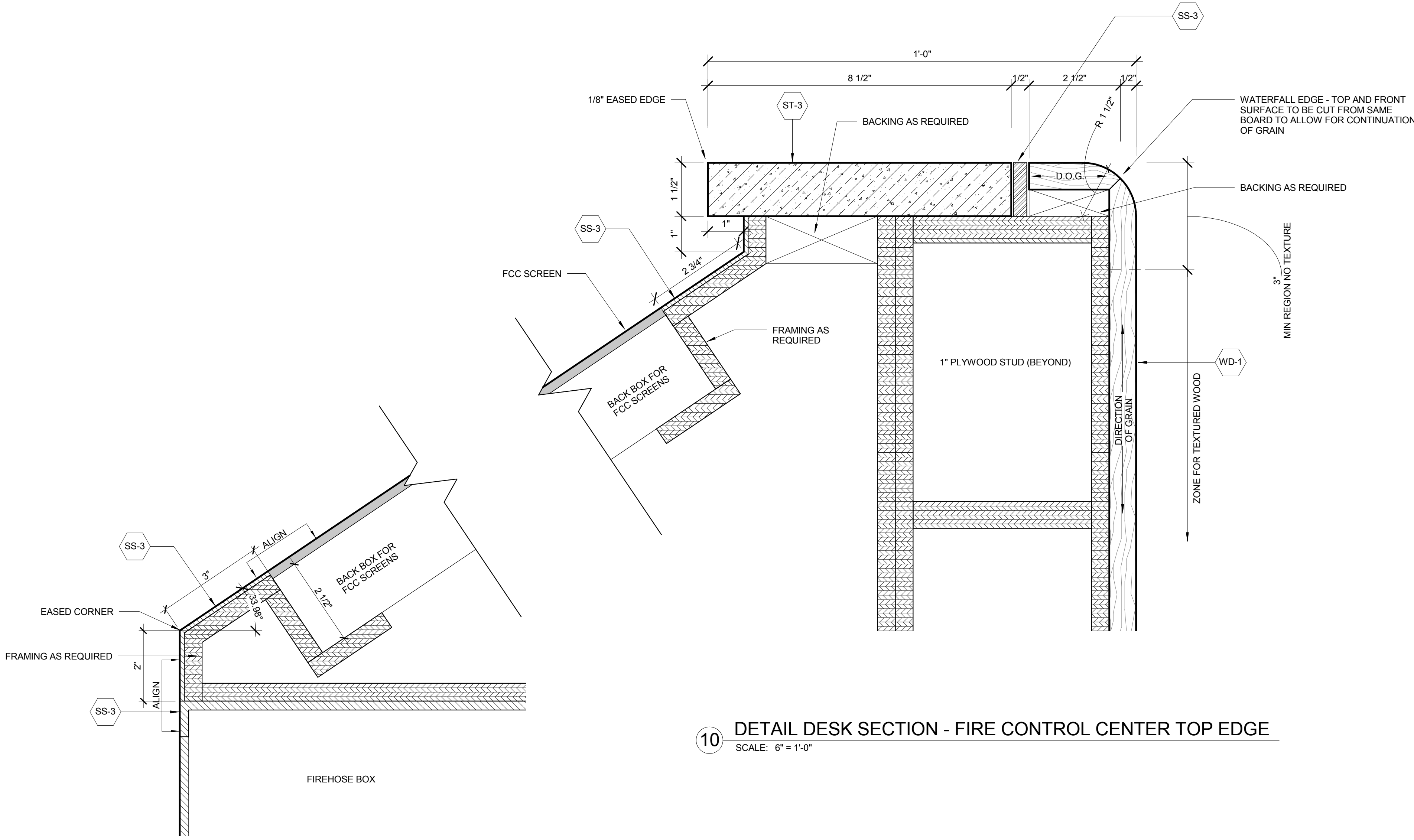
Oxford Properties Group  
320 Park Avenue, 17th Floor  
New York, NY 10022  
Tel: 212.986.7514 Fax: 212.986.7510

Mitsui Fudosan America, Inc.  
1251 Avenue of the Americas, Suite 800  
New York, NY 10020  
Tel: 212.403.5600 Fax: 212.403.5657

Architect  
Kohn Pedersen Fox Associates PC  
Architects & Planning Consultants  
11 West 42nd Street  
New York, New York 10036  
TEL: 212.977.6500 FAX: 212.956.2526

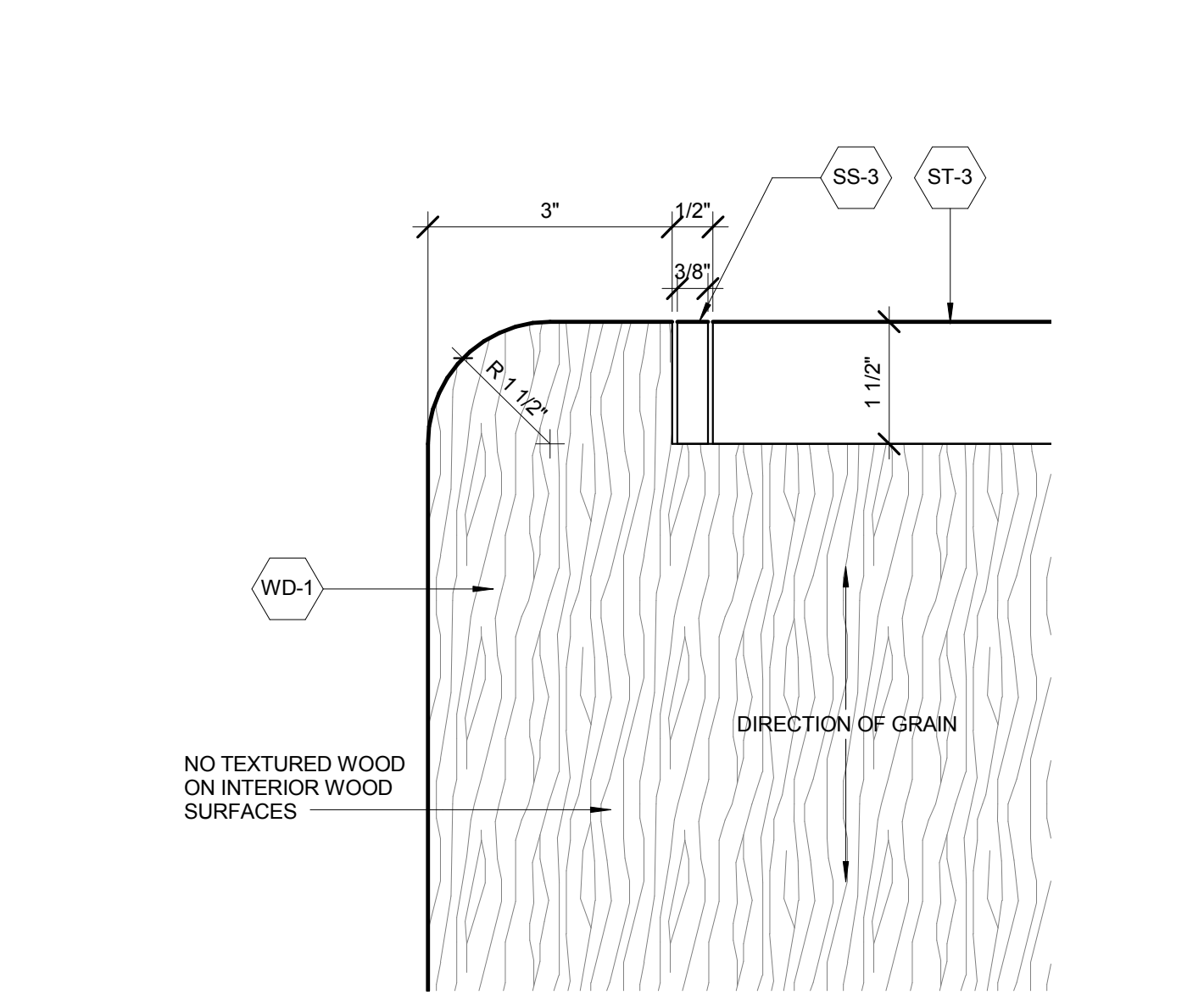
Structural Engineer  
WSP  
228 East 45th Street, 3rd Floor  
New York, NY 10017  
Tel: 212.687.9888 Fax: 646.487.5501

Mechanical, Electrical, Plumbing, Fire Protection  
WSP  
512 Seventh Avenue  
New York, NY 10018  
Tel: 212.532.9600

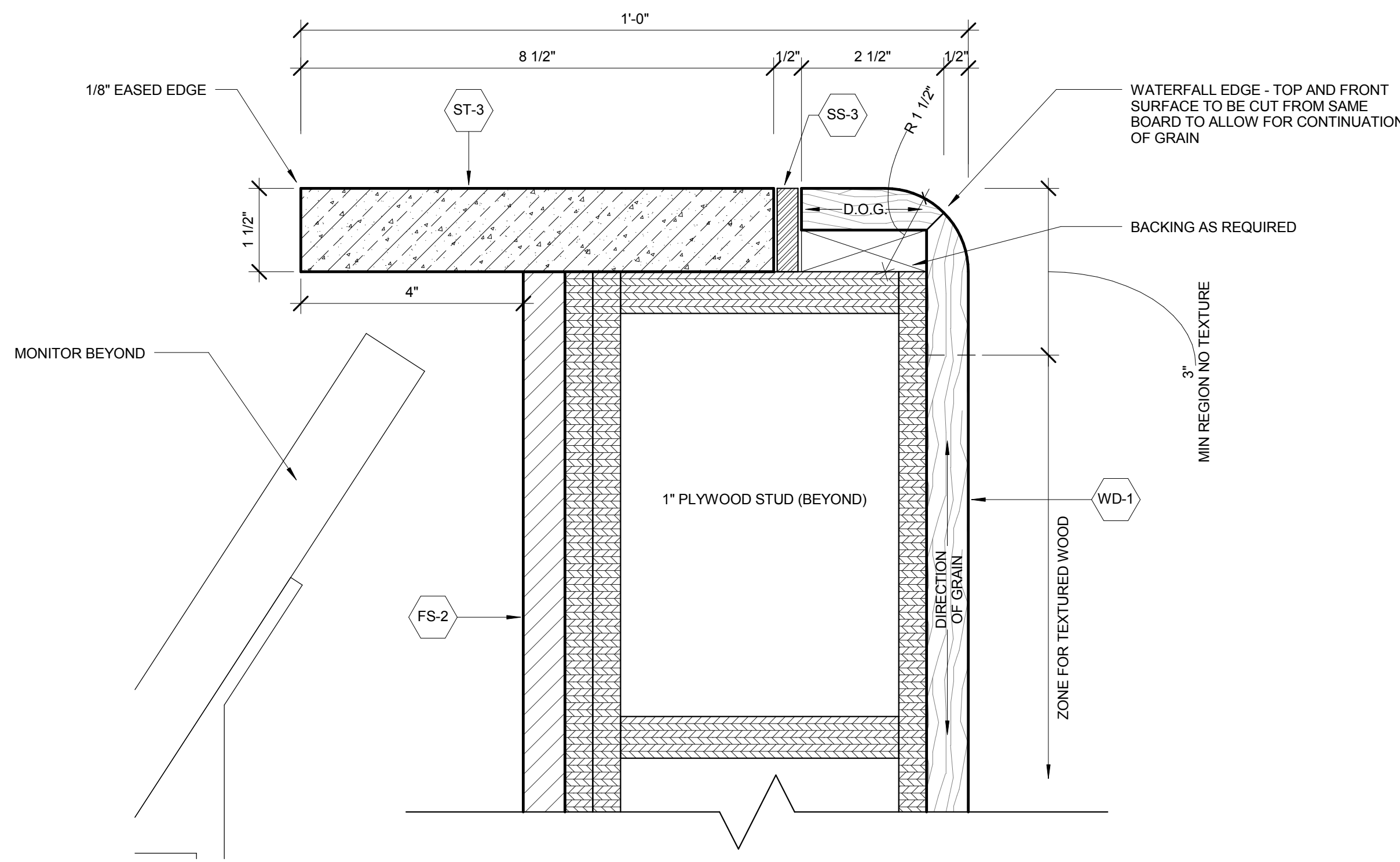


10 DETAIL DESK SECTION - FIRE CONTROL CENTER TOP EDGE  
SCALE: 6\"/>

11 DETAIL DESK SECTION - FIRE CONTROL CENTER BOTTOM EDGE  
SCALE: 6\"/>

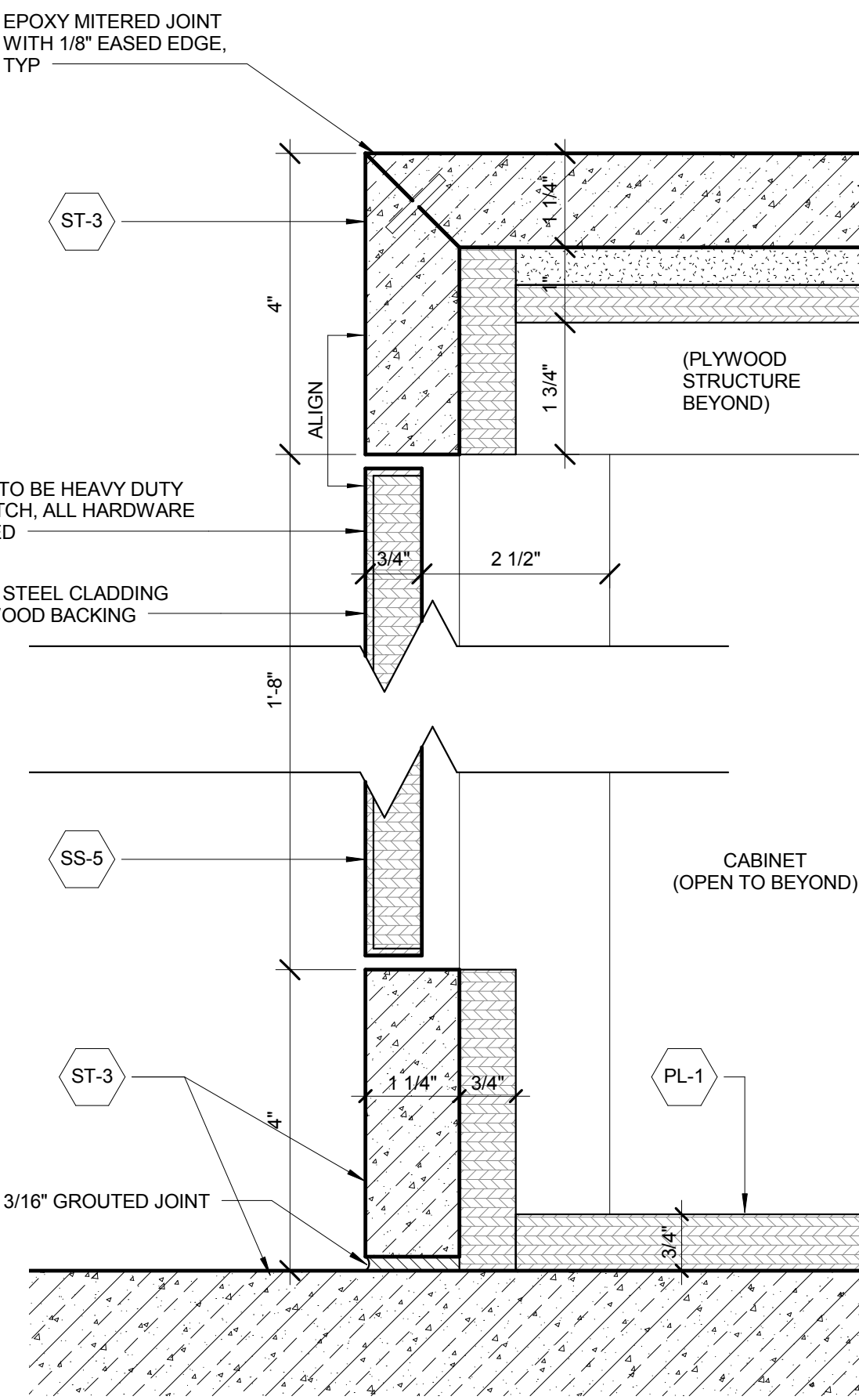


6 DETAIL DESK ELEVATION - INTERIOR WOOD EDGE  
SCALE: 6\"/>

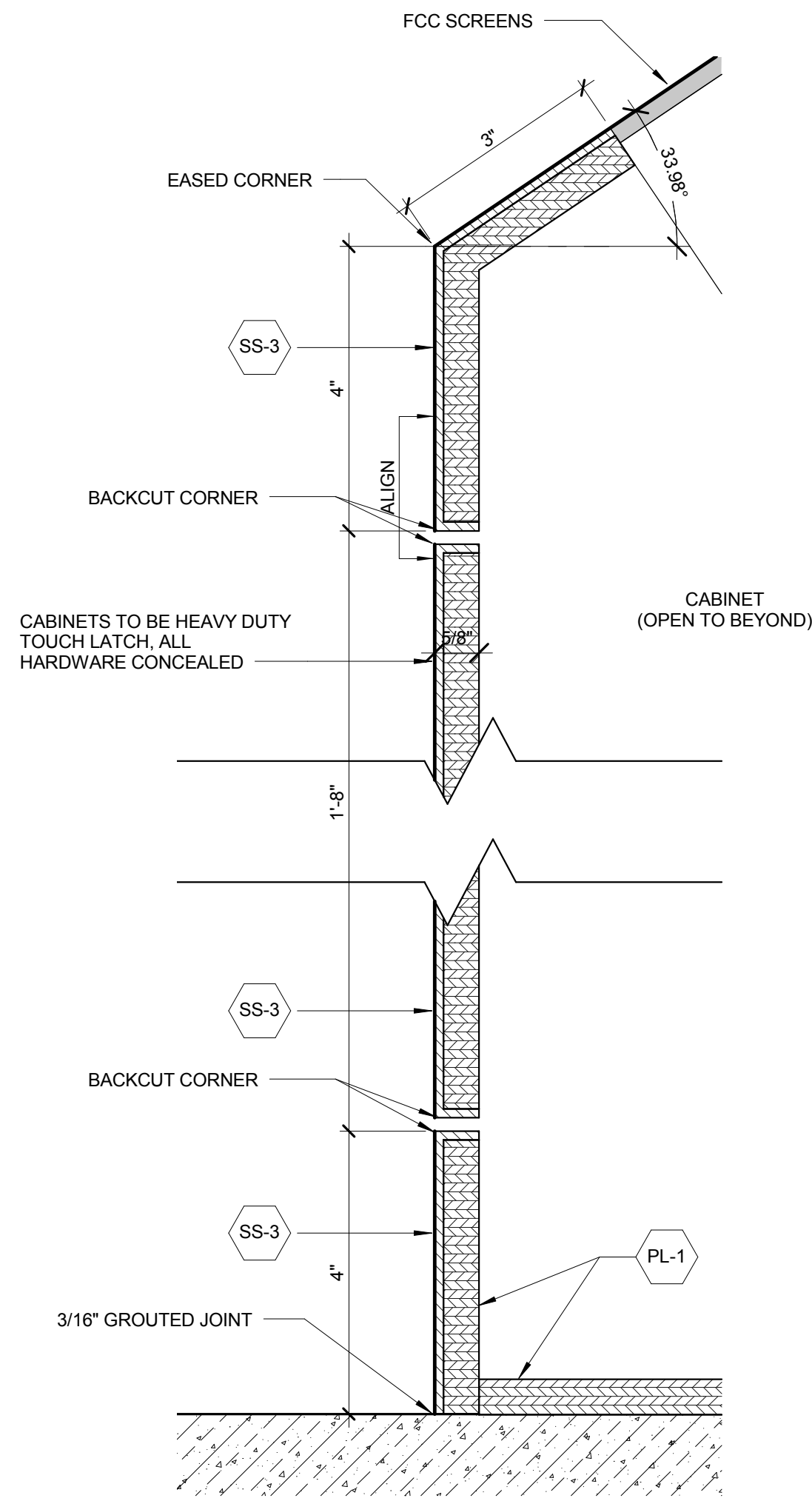


5 DETAIL DESK SECTION - WOOD EDGE  
SCALE: 6\"/>

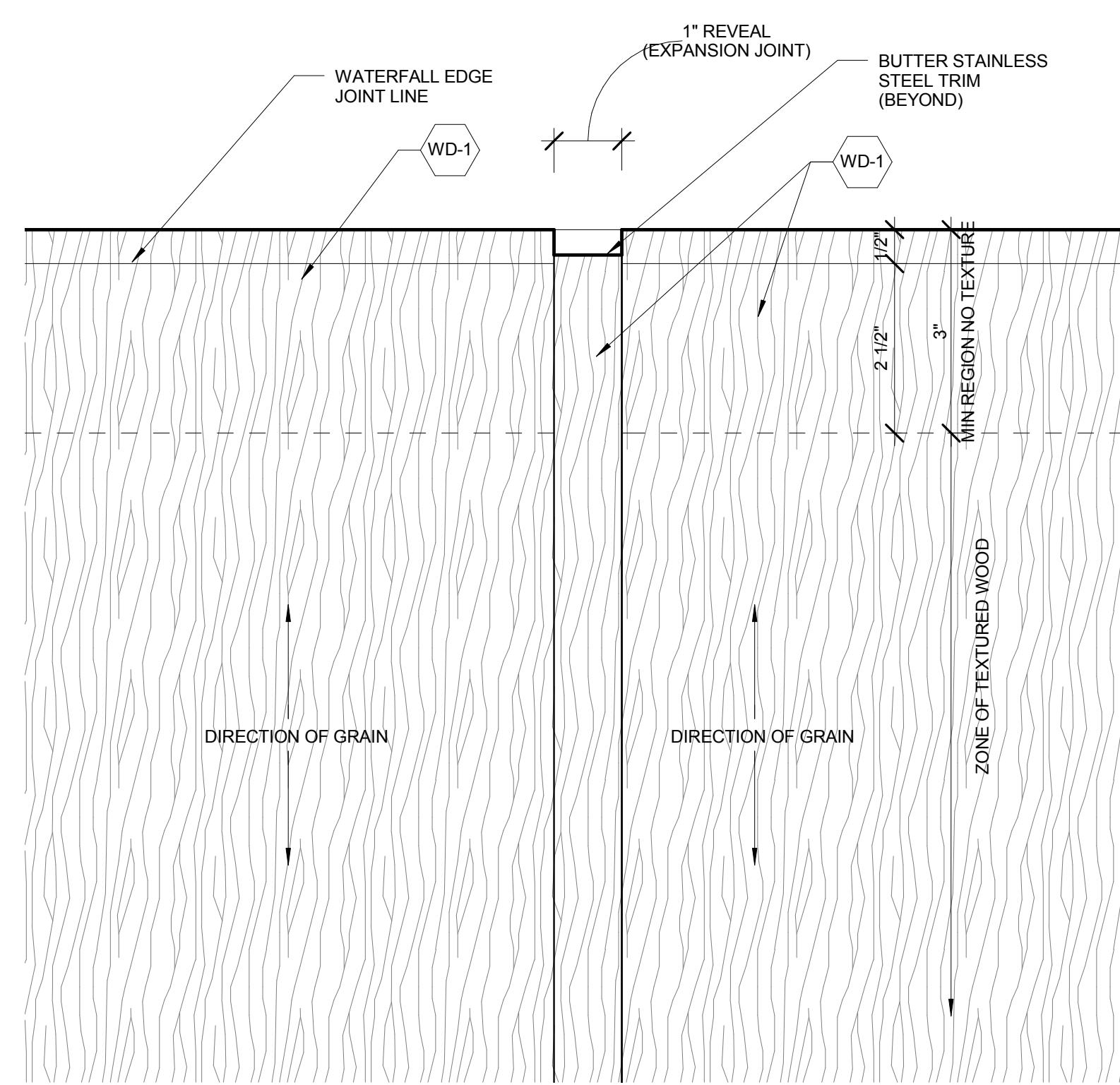
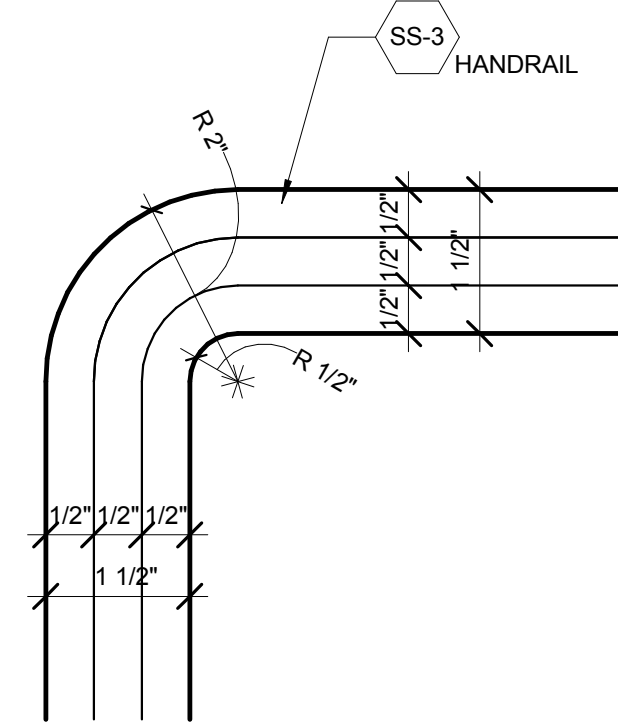
9 DETAIL DESK SECTION - CABINET UNDER ADA CHECK IN  
SCALE: 6\"/>



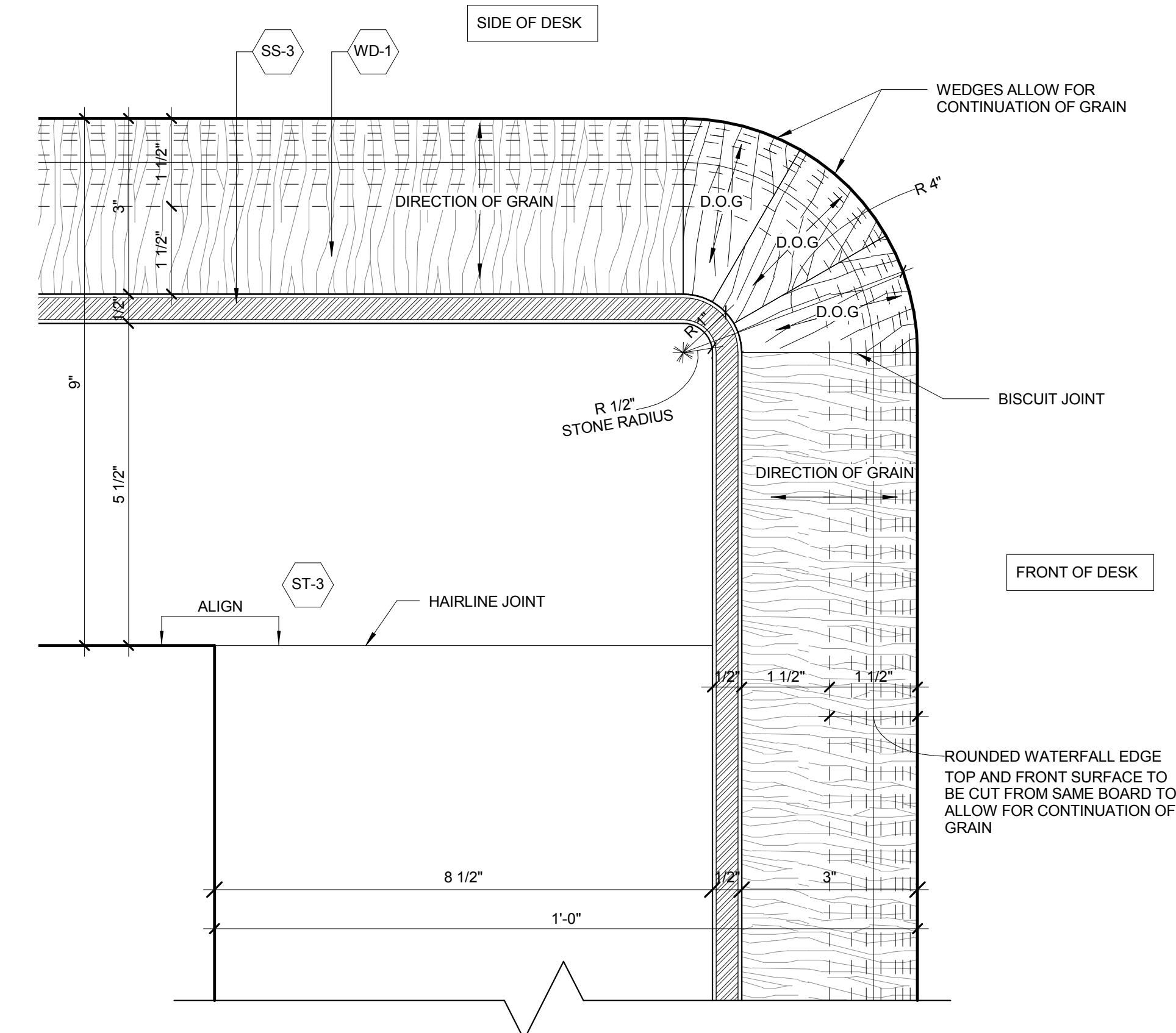
8 DESK DETAIL SECTION - CABINET AT FCC  
SCALE: 6\"/>



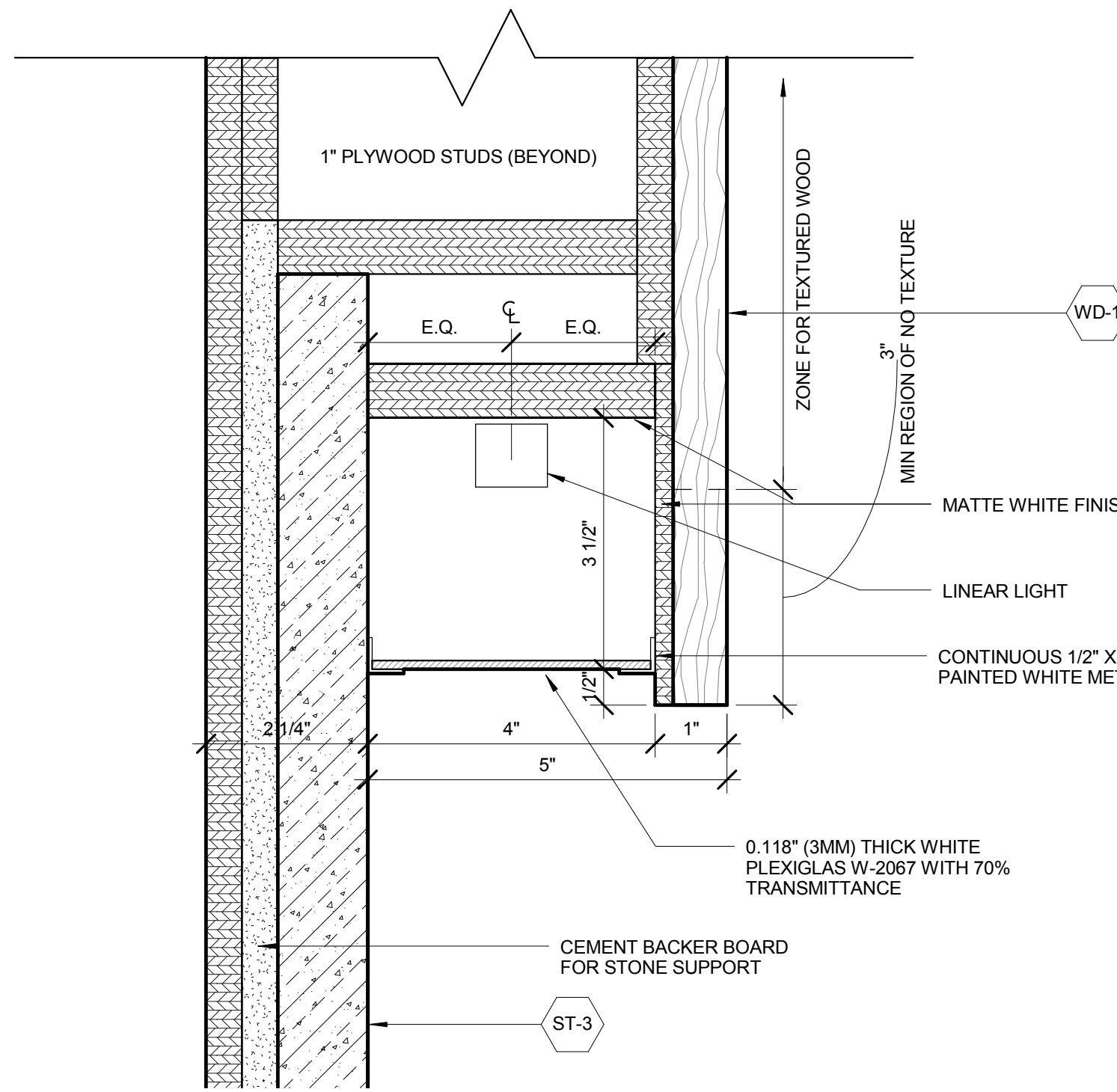
7 DETAIL ELEVATION - WEST LOBBY HANDRAIL  
SCALE: 6\"/>



3 DETAIL DESK ELEVATION - WOOD EDGE, TYPICAL  
SCALE: 6\"/>

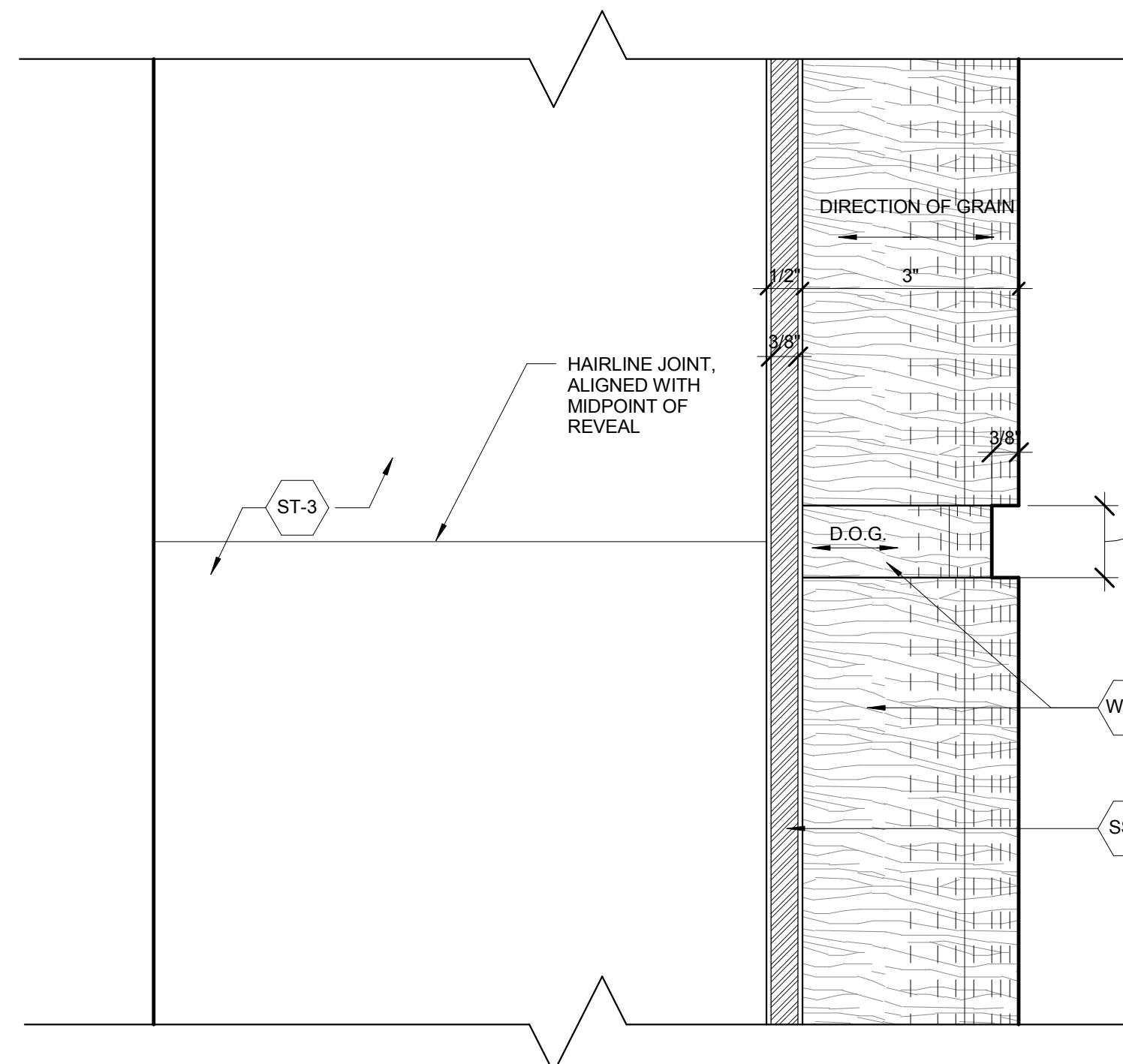


2 DESK DETAIL PLAN - WOOD CORNER, TYPICAL  
SCALE: 6\"/>




4 DETAIL DESK SECTION - TYPICAL LINEAR LIGHT DETAIL  
SCALE: 6\"/>

1 DESK DETAIL PLAN - WOOD REVEAL, TYPICAL  
SCALE: 6\"/>



No.	Description	Date
1	PLAN APPROVAL AMENDMENT	08/04/2017

Key Plan



Drawing Title  
**LOBBY DESK - DETAILS**

Drawing Number  
**A-585.00**



55 HUDSON YARDS

Address  
550 W 34th St.  
New York, NY 10001



Client  
Related Companies  
60 Columbus Circle  
New York, NY 10023  
Tel: 212.801.1000 Fax: 212.801.1048

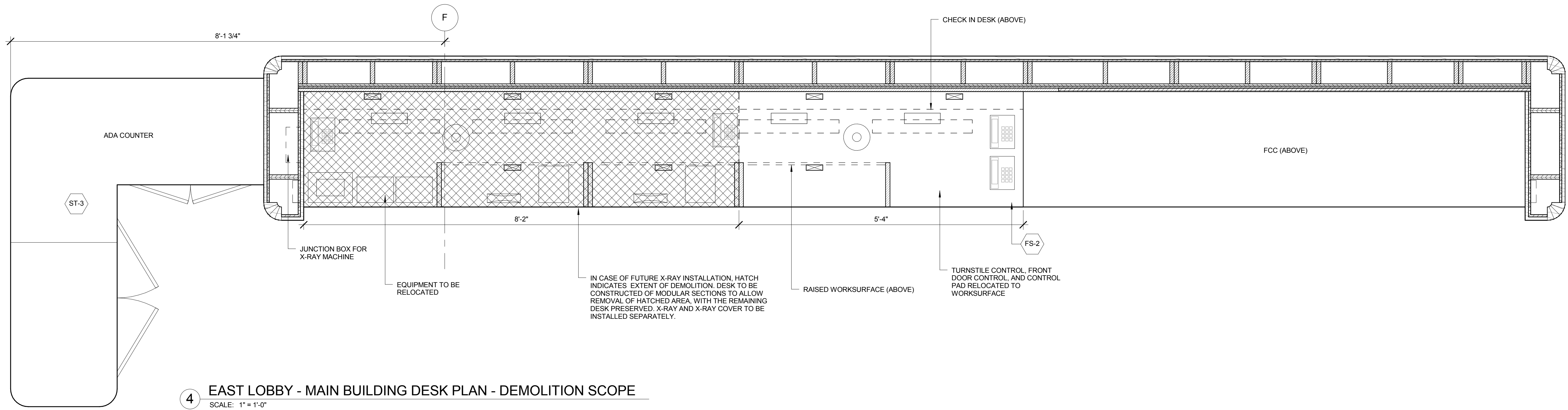
Oxford Properties Group  
320 Park Avenue, 17th Floor  
New York, NY 10022  
Tel: 212.986.7514 Fax: 212.986.7510

Mitsui Fudosan America, Inc.  
1251 Avenue of the Americas, Suite 800  
New York, NY 10020  
Tel: 212.403.5600 Fax: 212.403.5657

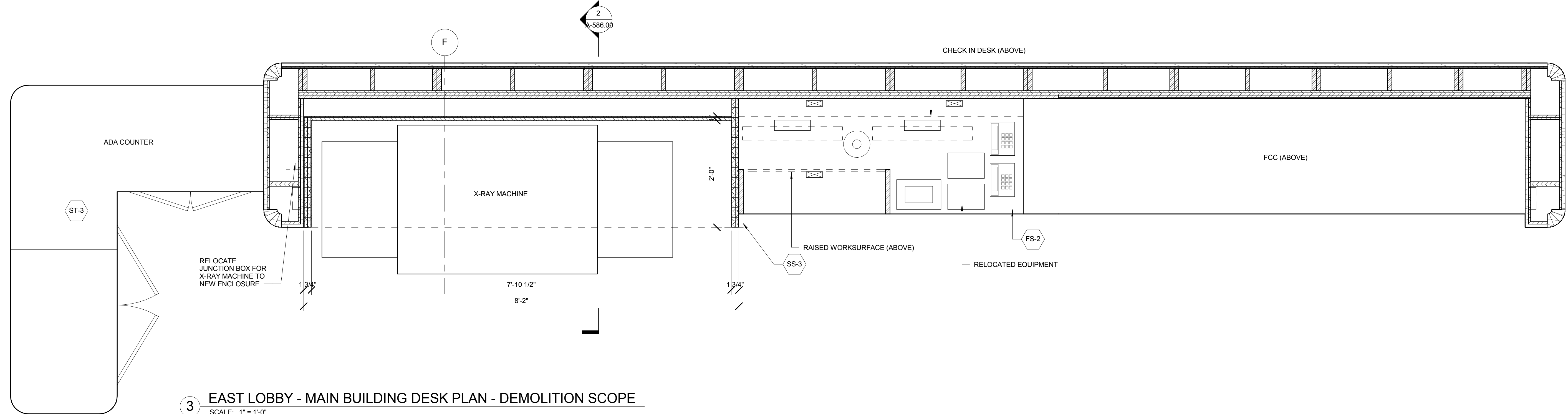
Architect  
Kohn Pedersen Fox Associates PC  
Architects & Planning Consultants  
11 West 42nd Street  
New York, New York 10036  
TEL: 212.977.6500 FAX: 212.956.2526

Structural Engineer  
WSP  
228 East 45th Street, 3rd Floor  
New York, NY 10017  
Tel: 212.687.9888 Fax: 646.487.5501

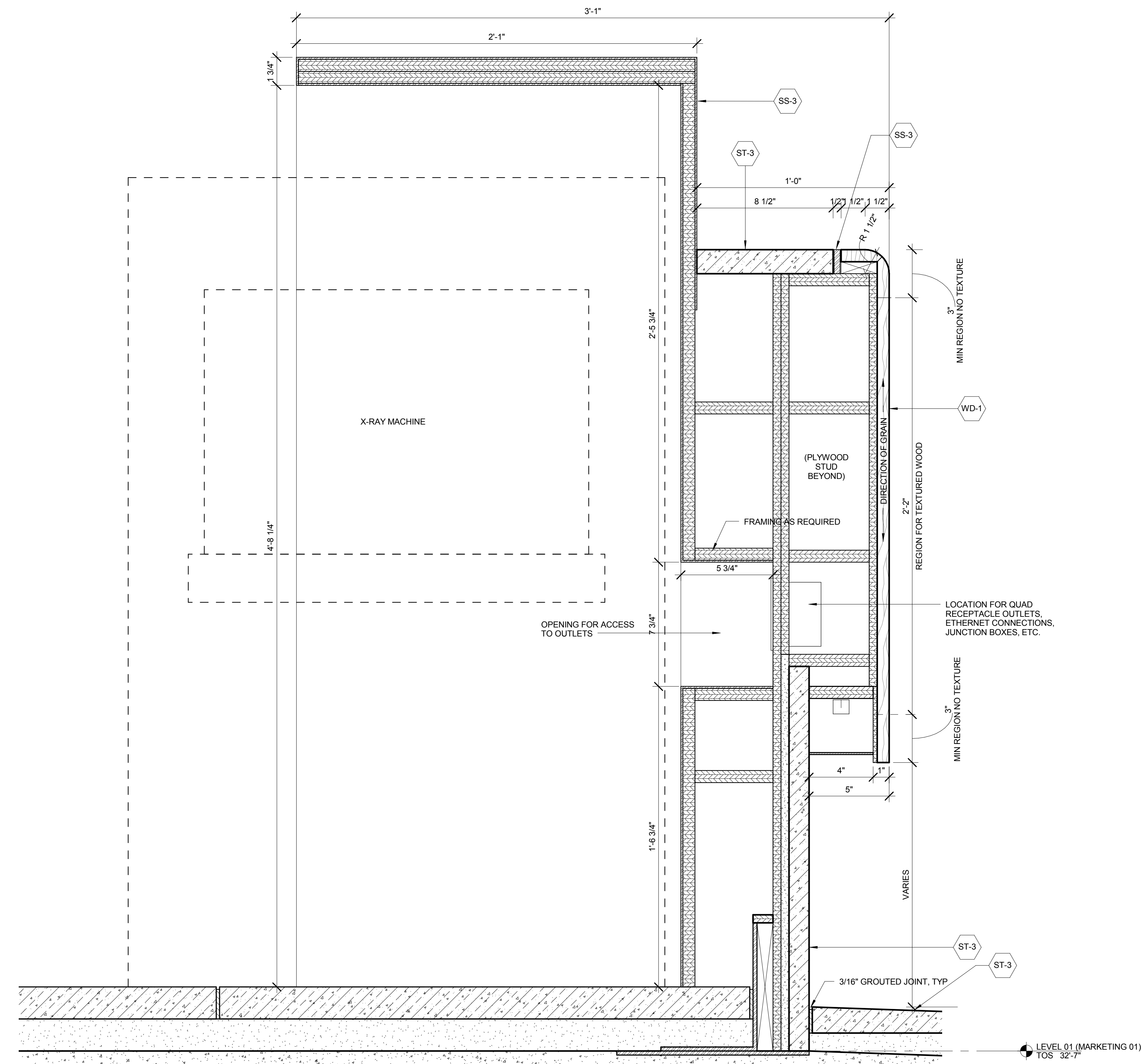
Mechanical, Electrical, Plumbing, Fire Protection  
WSP  
512 Seventh Avenue  
New York, NY 10018  
Tel: 212.532.9600



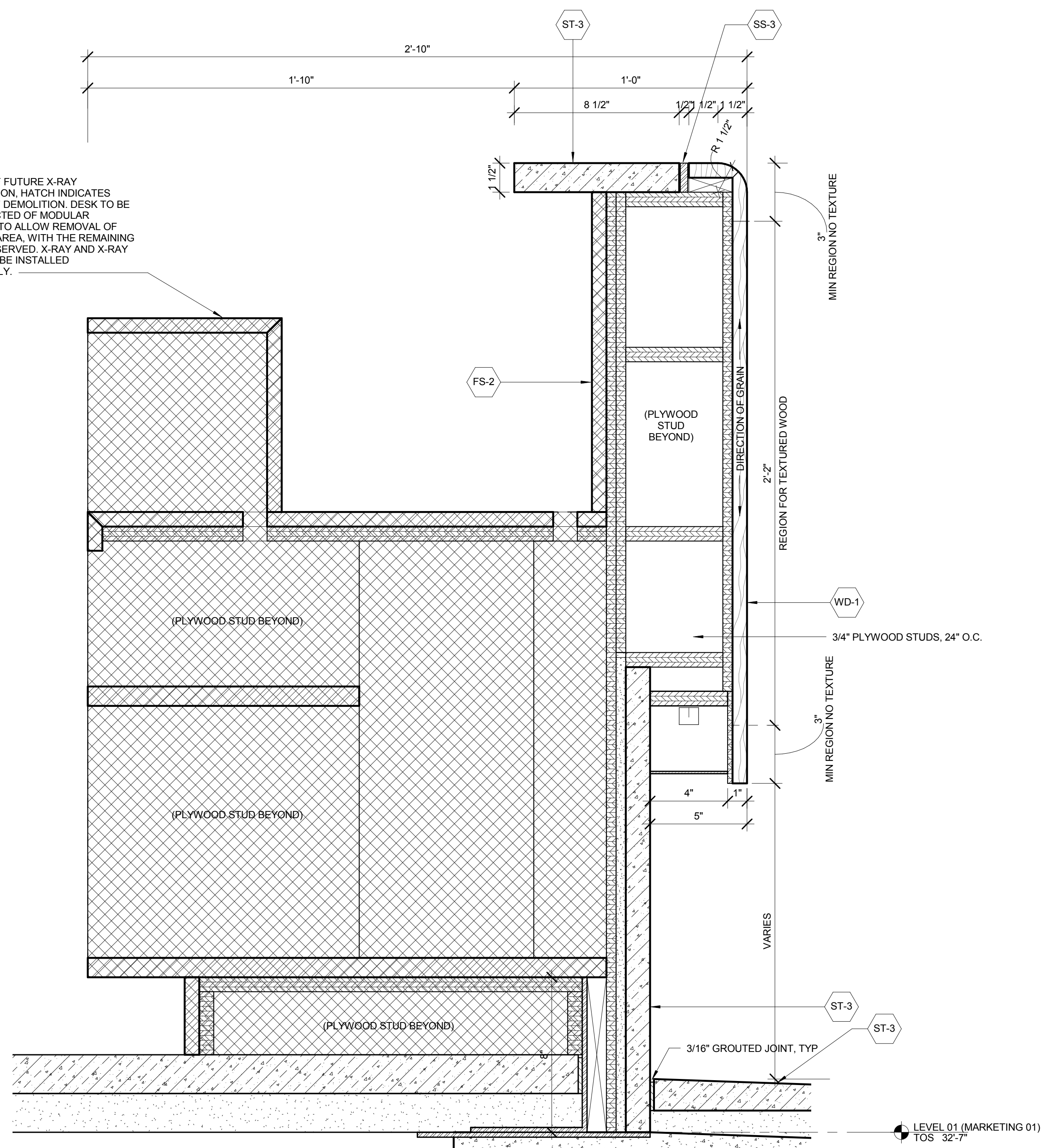
4 EAST LOBBY - MAIN BUILDING DESK PLAN - DEMOLITION SCOPE  
SCALE: 1" = 1'-0"



3 EAST LOBBY - MAIN BUILDING DESK PLAN - DEMOLITION SCOPE  
SCALE: 1" = 1'-0"



2 MAIN DESK DETAIL SECTION - DAY 2 X-RAY INSTALLATION  
SCALE: 3" = 1'-0"



1 MAIN DESK DETAIL SECTION - DAY 2 DEMOLITION  
SCALE: 3" = 1'-0"

No.	Description	Date
1	PLAN APPROVAL AMENDMENT	08/04/2017

Key Plan



Drawn Date: 02/17/17  
Project No:  
Drawn By: A-586.00  
Sheet Number: A-586.00

Drawing Title  
LOBBY DESK - DEMOLITION

Drawing Number  
A-586.00
















Related Companies  
60 Columbus Circle  
New York, NY 10023  
Tel: 212.801.1000 Fax: 212.801.1048

Mitsui Fudosan America, Inc.  
1251 Avenue of the Americas, Suite 8  
New York, NY 10020  
Tel: 212.403.5600 Fax: 212.403.5657

*Structural Engineer*  
WSP  
228 East 45th Street, 3rd Floor  
New York, NY 10017  
Tel: 212.687.9888 Fax: 646.487.5501



## DOOR SCHEDULE

A-61201

© 2015 KOHN PEDERSEN FOX ASSOCIATES PC. All rights reserved.





Client

Related Companies  
60 Columbus Circle  
New York, NY 10023  
Tel: 212.801.1000 Fax: 212.801.1048

Oxford Properties Group  
320 Park Avenue, 17th Floor  
New York, NY 10022  
Tel: 212.986.7514 Fax: 212.986.7510

Mitsui Fudosan America, Inc.  
1251 Avenue of the Americas, Suite 800  
New York, NY 10020  
Tel: 212.403.5600 Fax: 212.403.5657

Architect

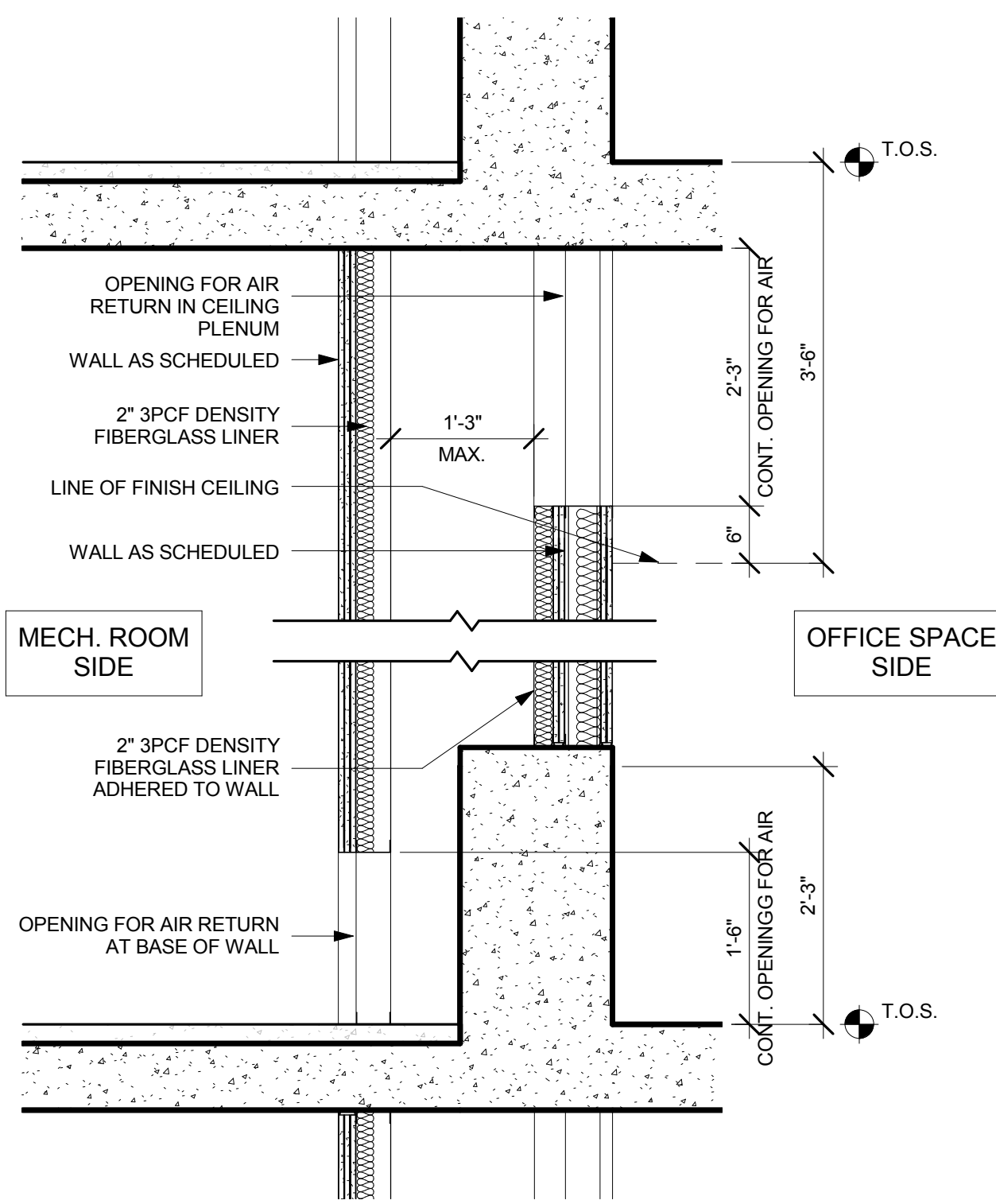
Kohn Pedersen Fox Associates PC  
Architects & Planning Consultants  
11 West 42nd Street  
New York, New York 10036  
TEL: 212.977.6500 FAX: 212.956.2526

Structural Engineer

WSP  
228 East 45th Street, 3rd Floor  
New York, NY 10017  
Tel: 212.687.9888 Fax: 646.487.5501

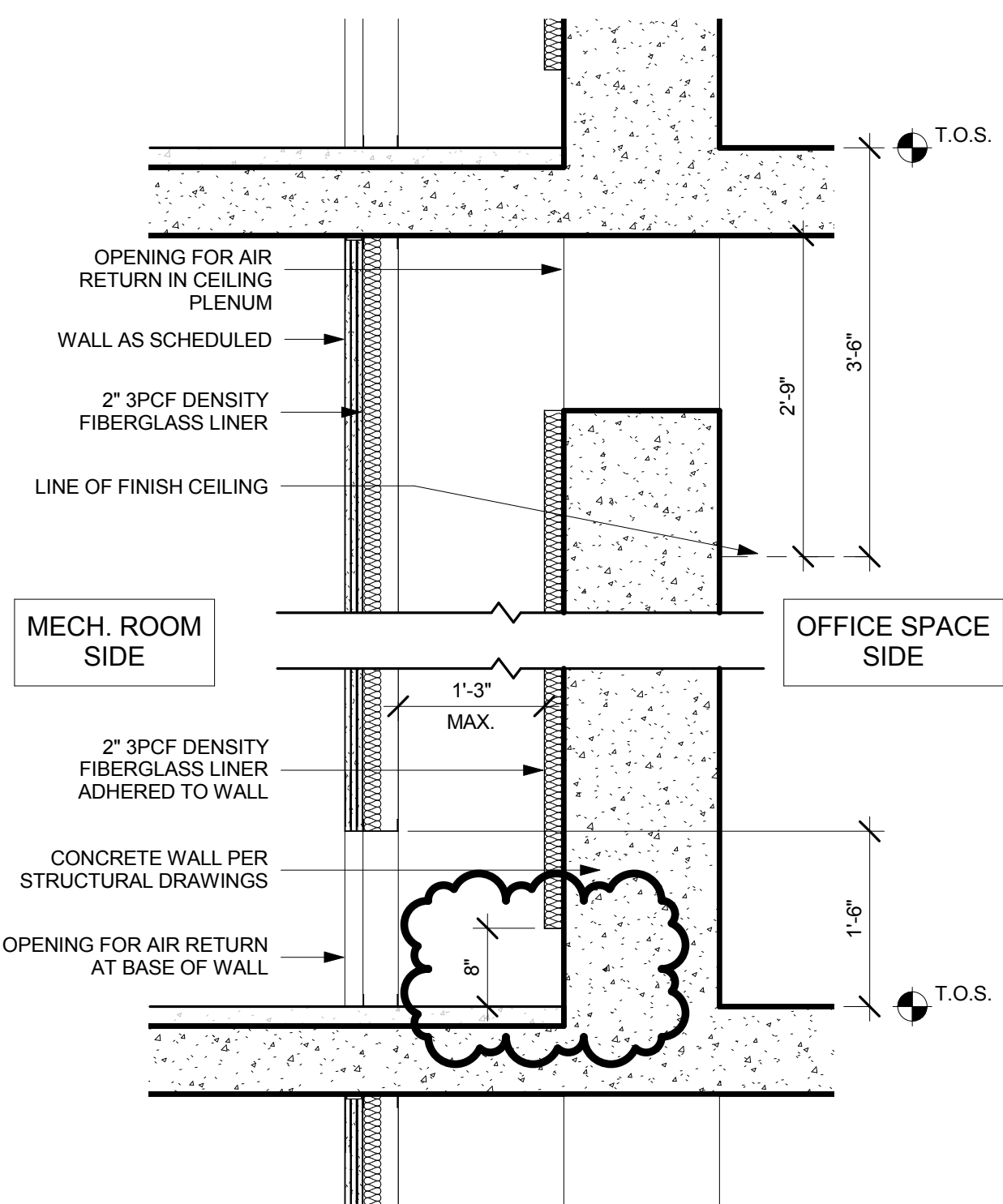
Mechanical, Electrical, Plumbing, Fire Protection

WSP  
512 Seventh Avenue  
New York, NY 10018  
Tel: 212.552.9600



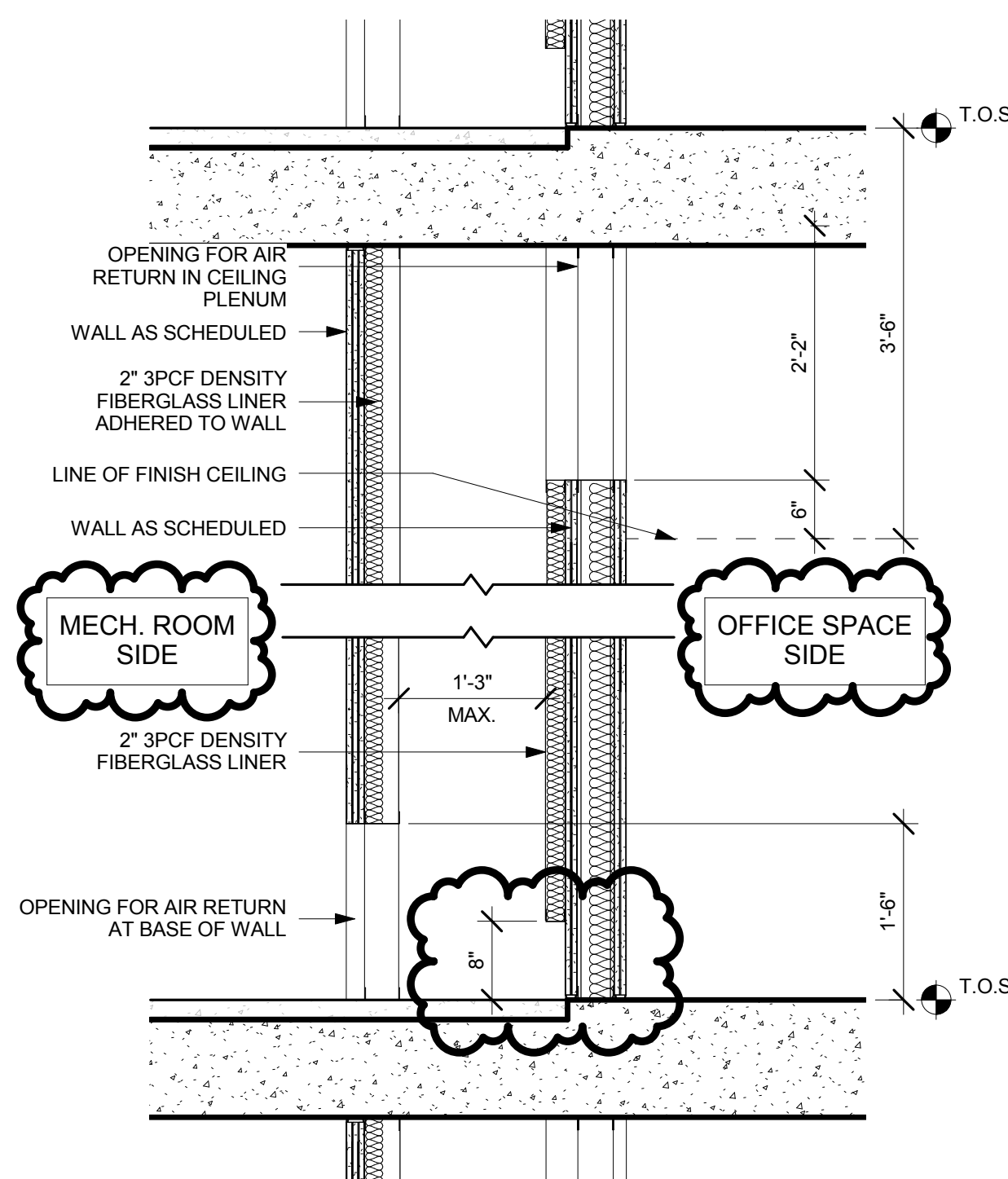
3 RETURN AIR WALL - BEAM

SCALE: 3/4" = 1'-0"



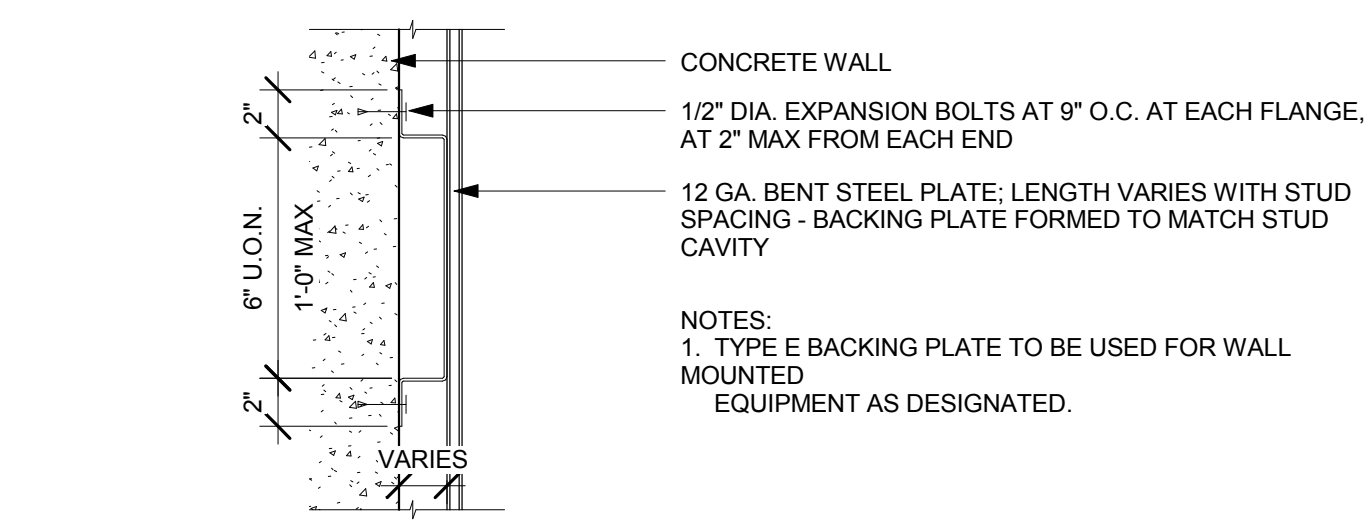
2 RETURN AIR WALL - CONCRETE

SCALE: 3/4" = 1'-0"

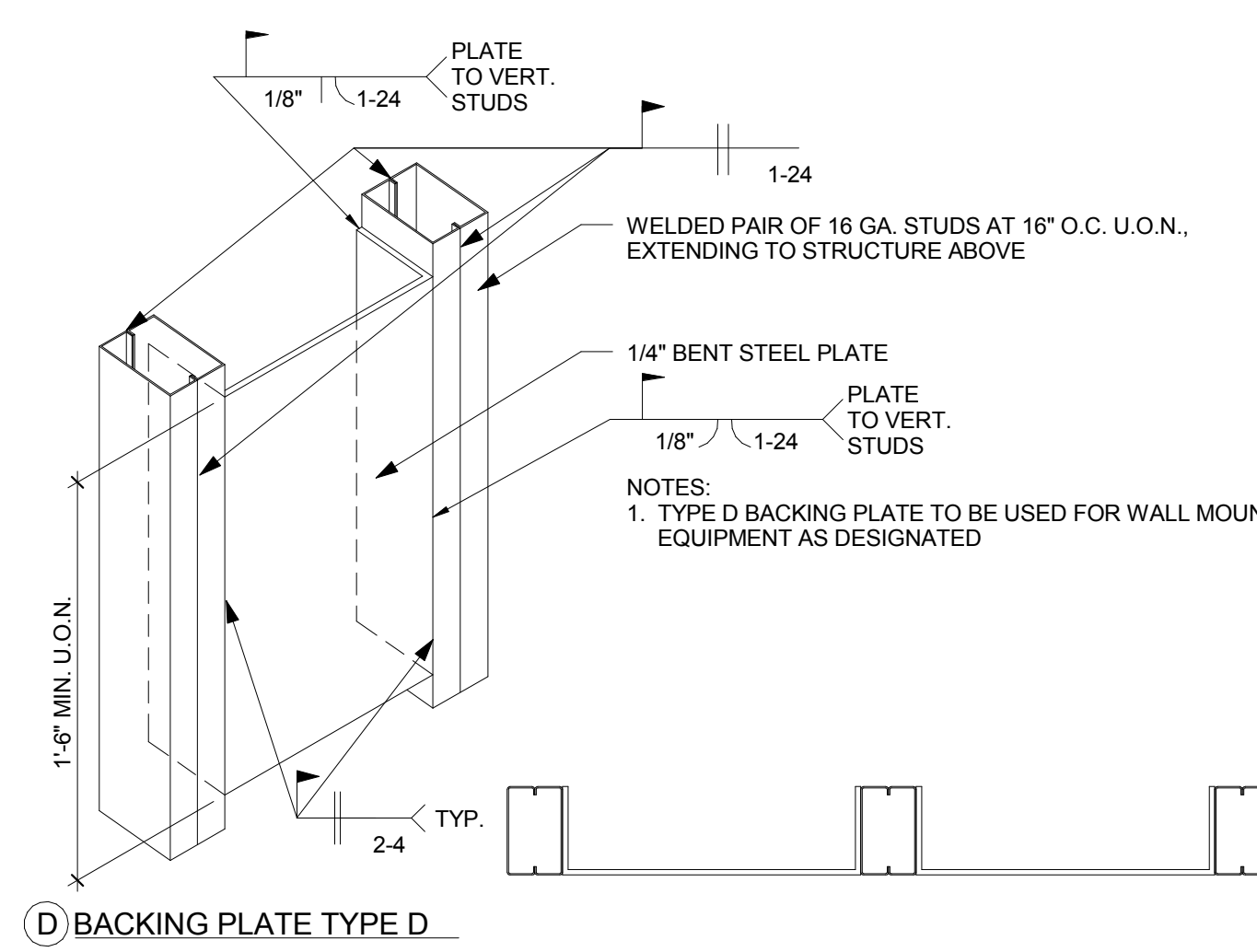


1 RETURN AIR WALL - MTL STUD

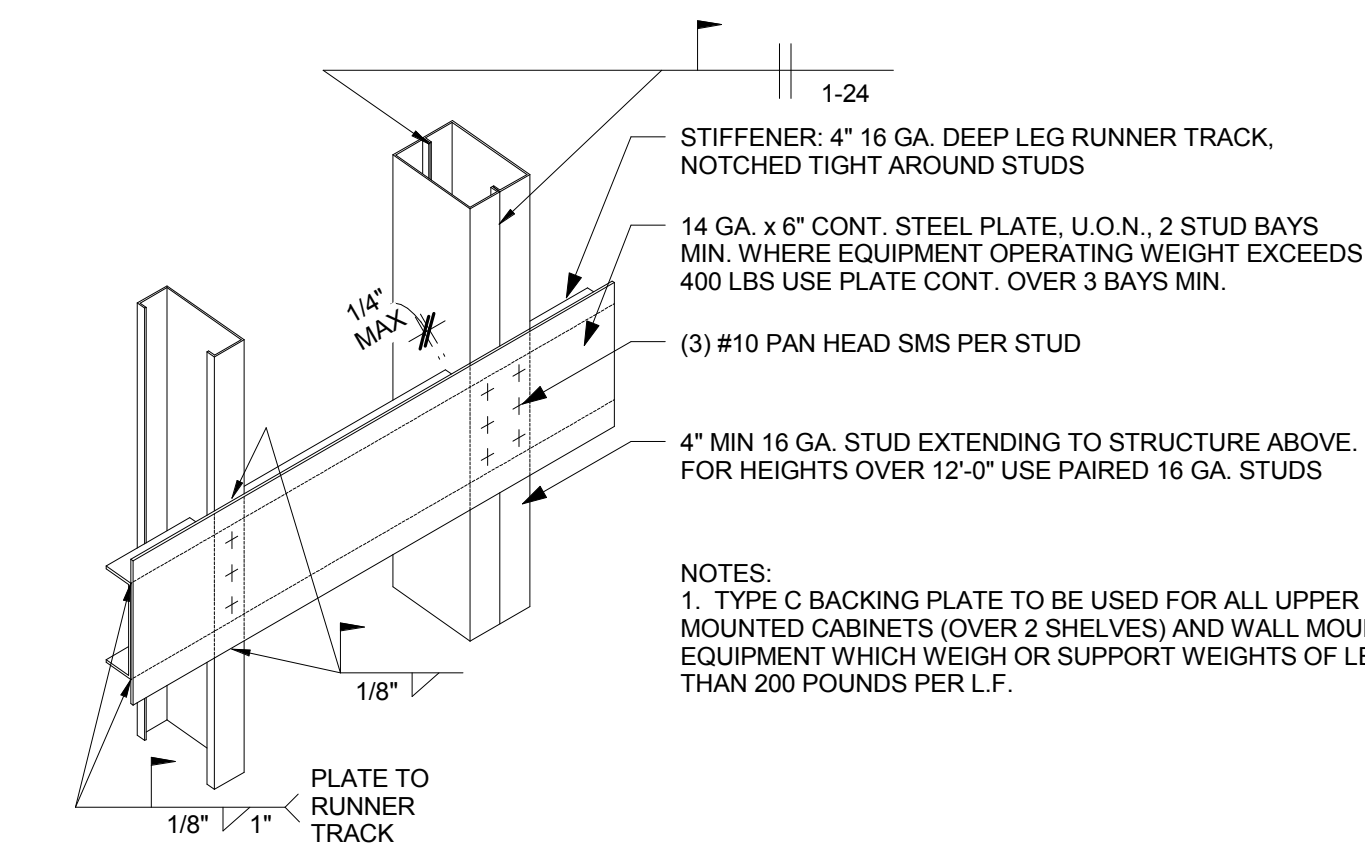
SCALE: 3/4" = 1'-0"



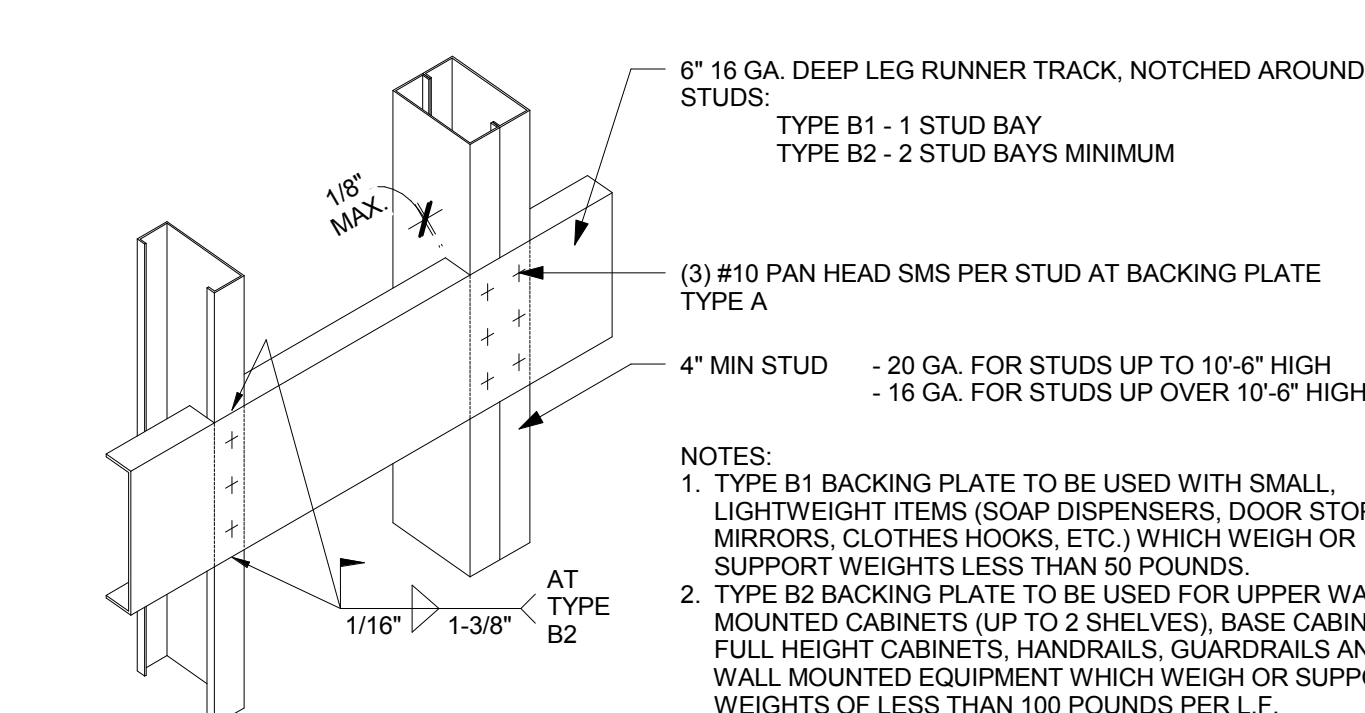
E BACKING PLATE TYPE E



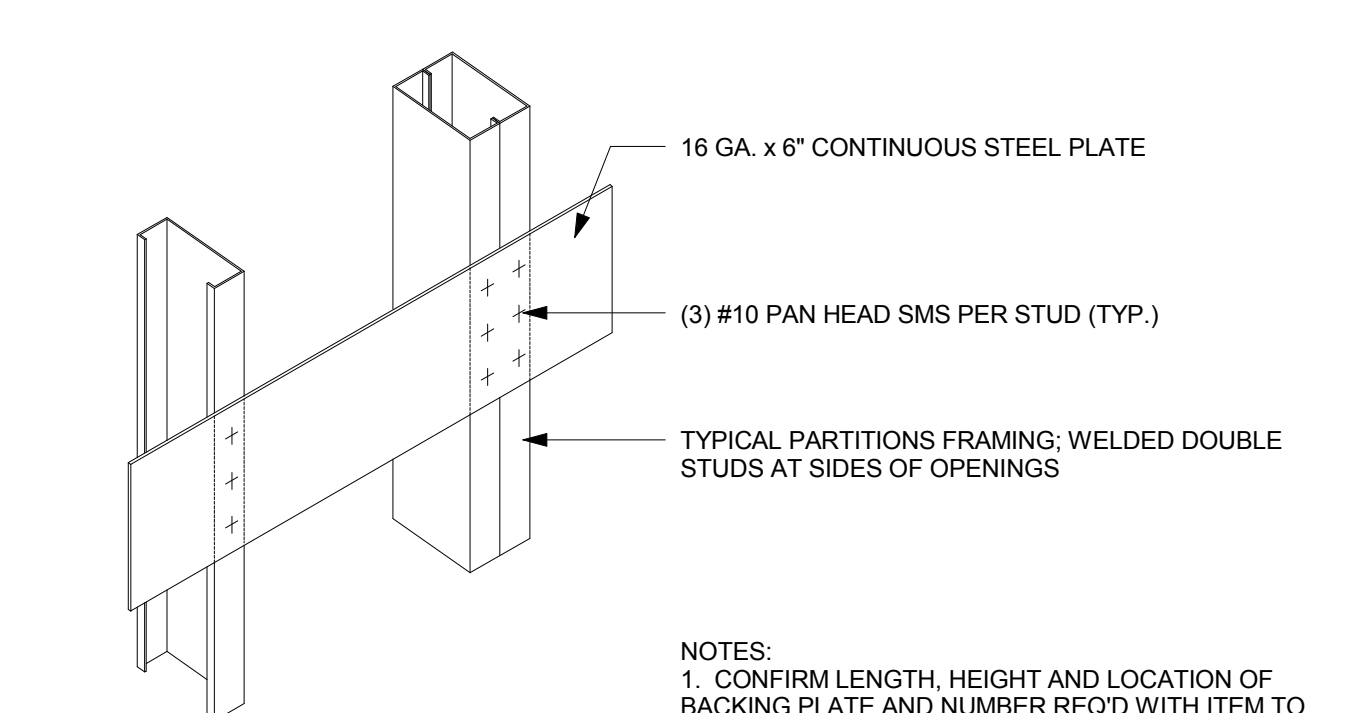
D BACKING PLATE TYPE D



C BACKING PLATE TYPE C



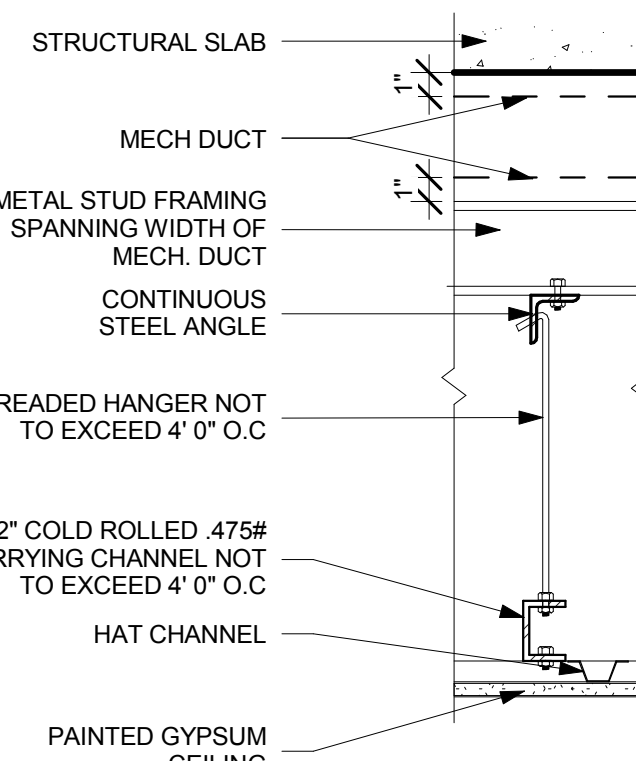
B BACKING PLATE TYPE B



A BACKING PLATE TYPE A

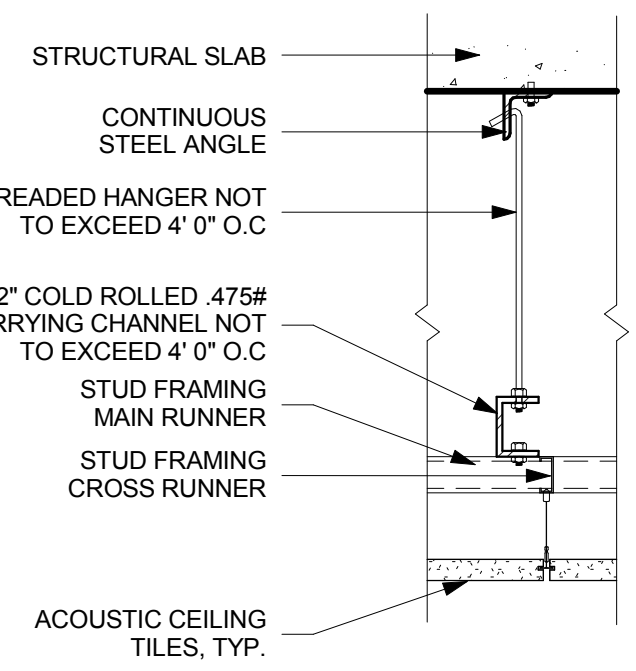
4 BACK PLATE TYPES

SCALE: 1 1/2\"/>



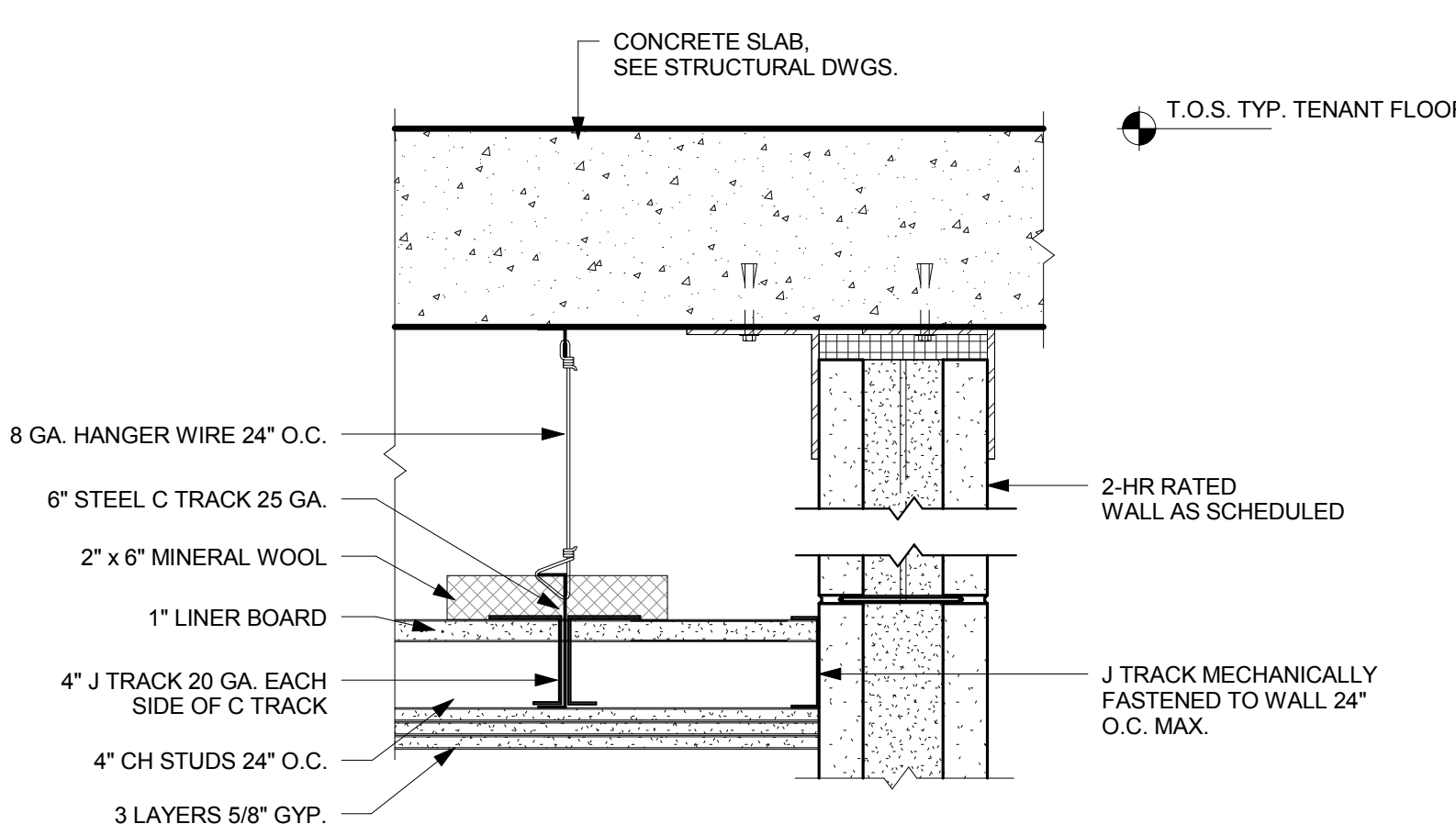
8 ANCHORING DETAIL OVER CONTINUOUS MECH. DUCT - PAINTED GYPSUM CEILING

SCALE: 1 1/2\"/>



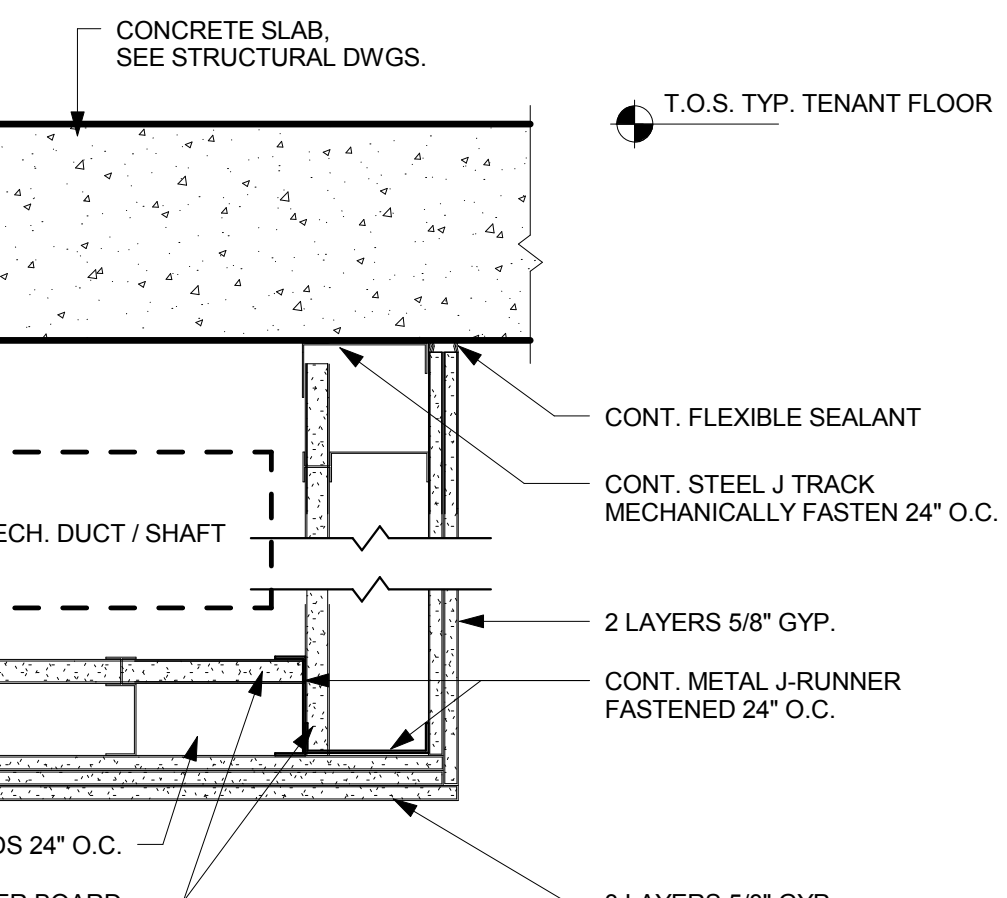
7 ANCHORING DETAIL - TYP. FOR ACOUSTIC CEILING TILES

SCALE: 1 1/2\"/>



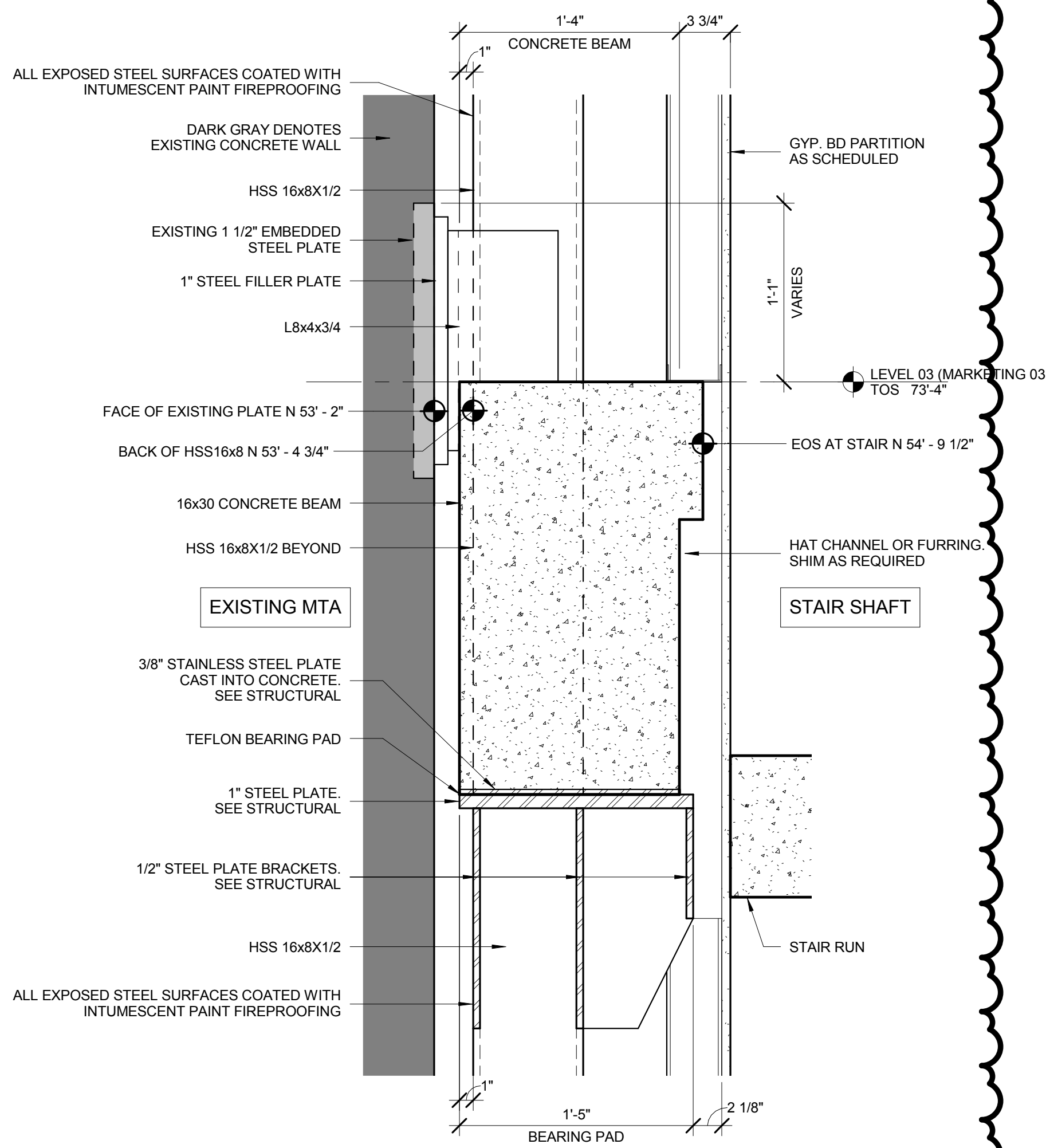
6 2 HR HORIZONTAL SHAFT WALL ENCLOSURE DETAIL

SCALE: 1 1/2\"/>



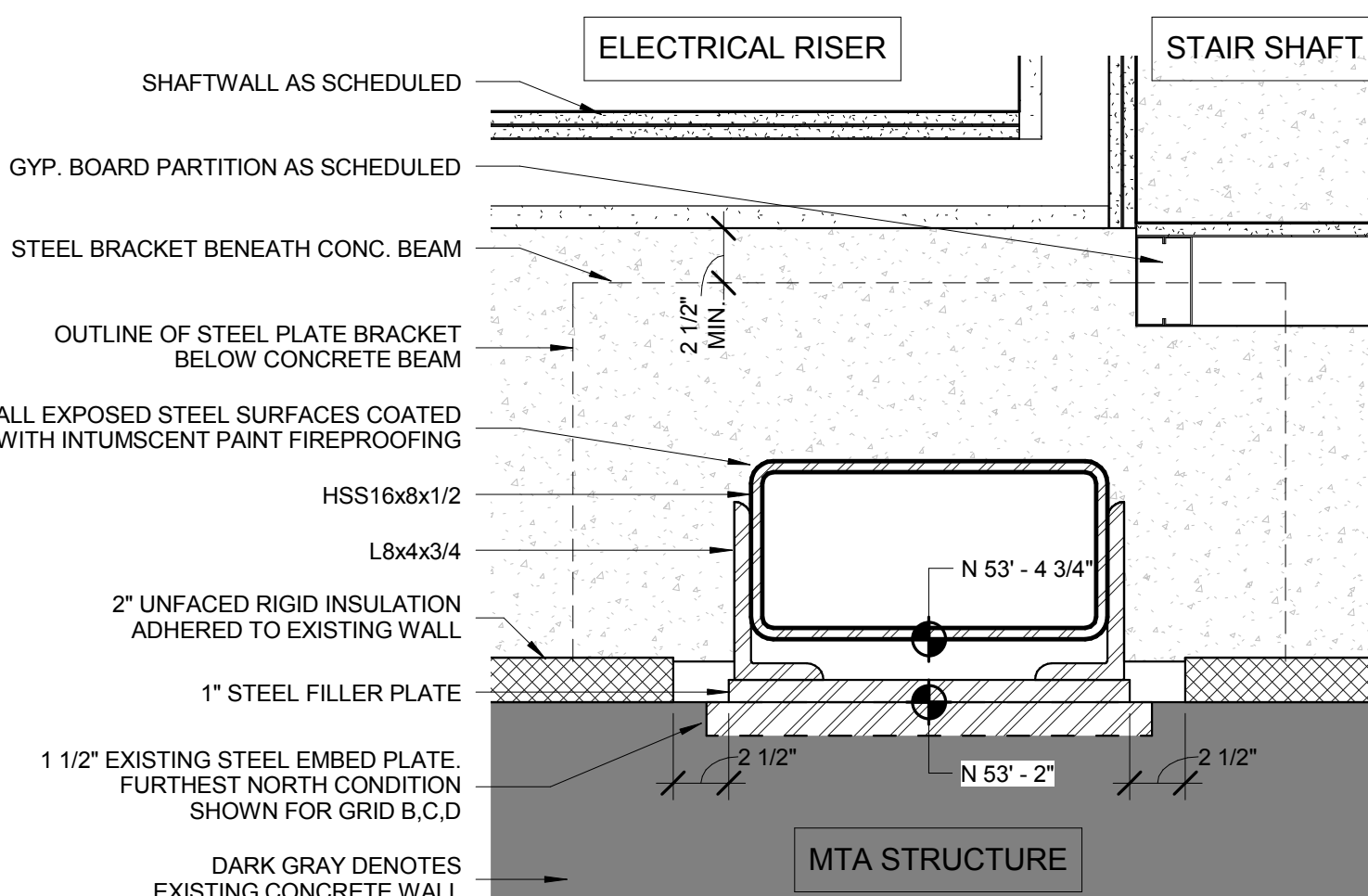
5 2 HR HORIZONTAL DUCT PROTECTION

SCALE: 1 1/2\"/>



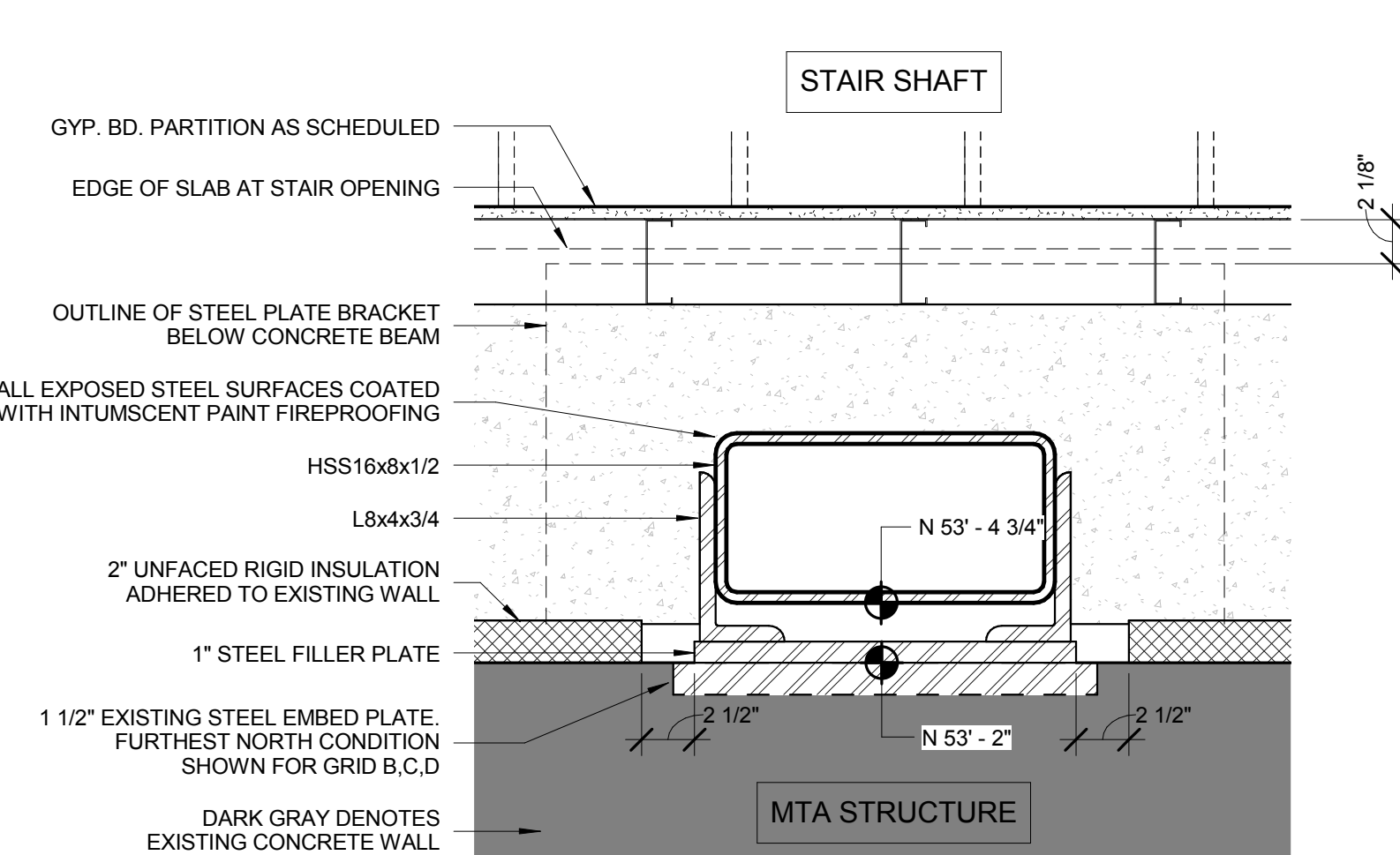
12 MTA STEEL WELDMENT SECTION

SCALE: 1 1/2\"/>



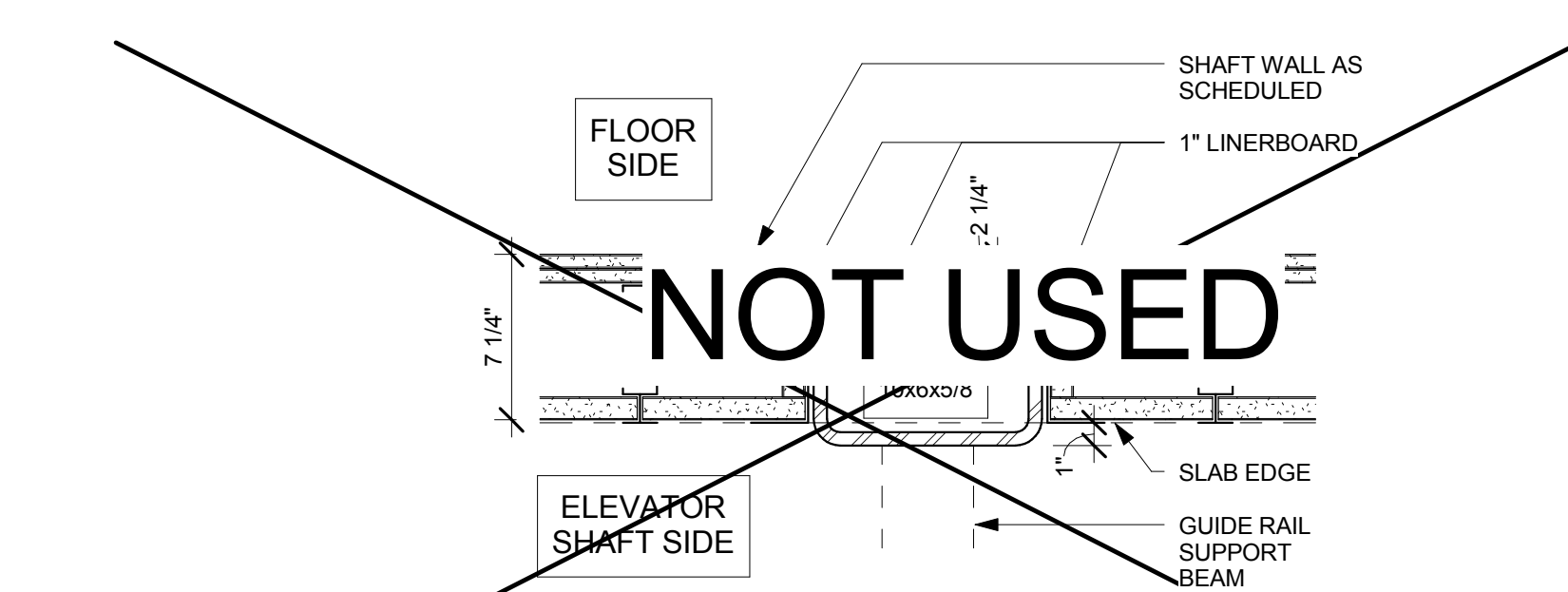
11 MTA STEEL WELDMENT DETAIL, SHAFT

SCALE: 1 1/2\"/>



10 MTA STEEL WELDMENT DETAIL, TYP.

SCALE: 1 1/2\"/>




9 ELEVATOR SHAFT STEEL POST ENCASMENT

SCALE: 1 1/2\"/>

1	PLAN APPROVAL AMENDMENT	08/04/2017
2	D.O.B. BUILDING PERMIT FILING	05/11/2015
No.	Description	Date

For Plan



Drawing Title

**CORE FRAMING DETAILS**

Drawing Number

**A-621.01**

SHEET 127 of 128

© 2015 KOHN PEDERSEN FOX ASSOCIATES PC. All rights reserved.





Client  
Related Companies  
60 Columbus Circle  
New York, NY 10023  
Tel: 212.801.1000 Fax: 212.801.1048

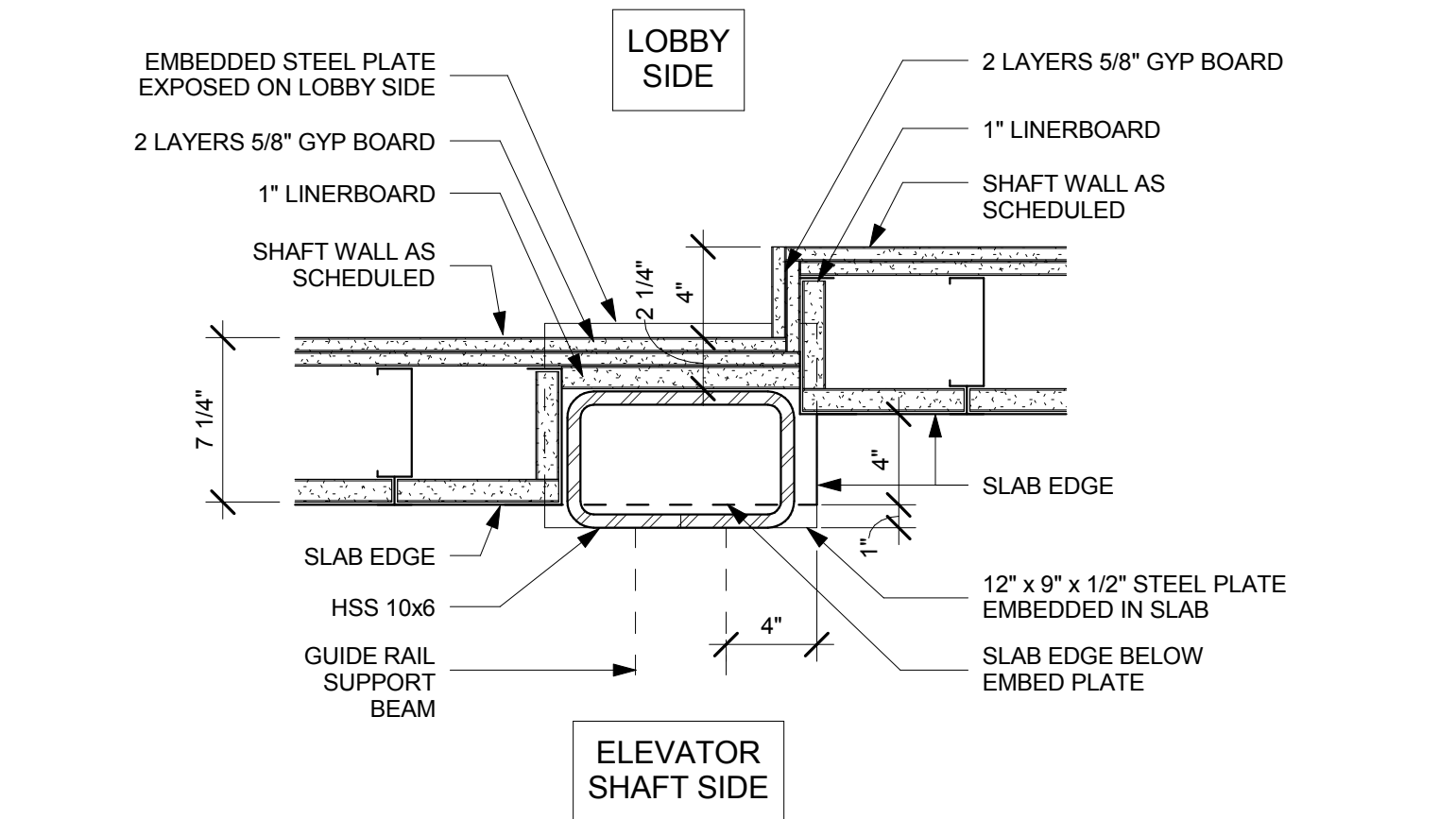
Oxford Properties Group  
320 Park Avenue, 17th Floor  
New York, NY 10022  
Tel: 212.986.7514 Fax: 212.986.7510

Mitsui Fudosan America, Inc.  
1251 Avenue of the Americas, Suite 800  
New York, NY 10020  
Tel: 212.403.5600 Fax: 212.403.5657

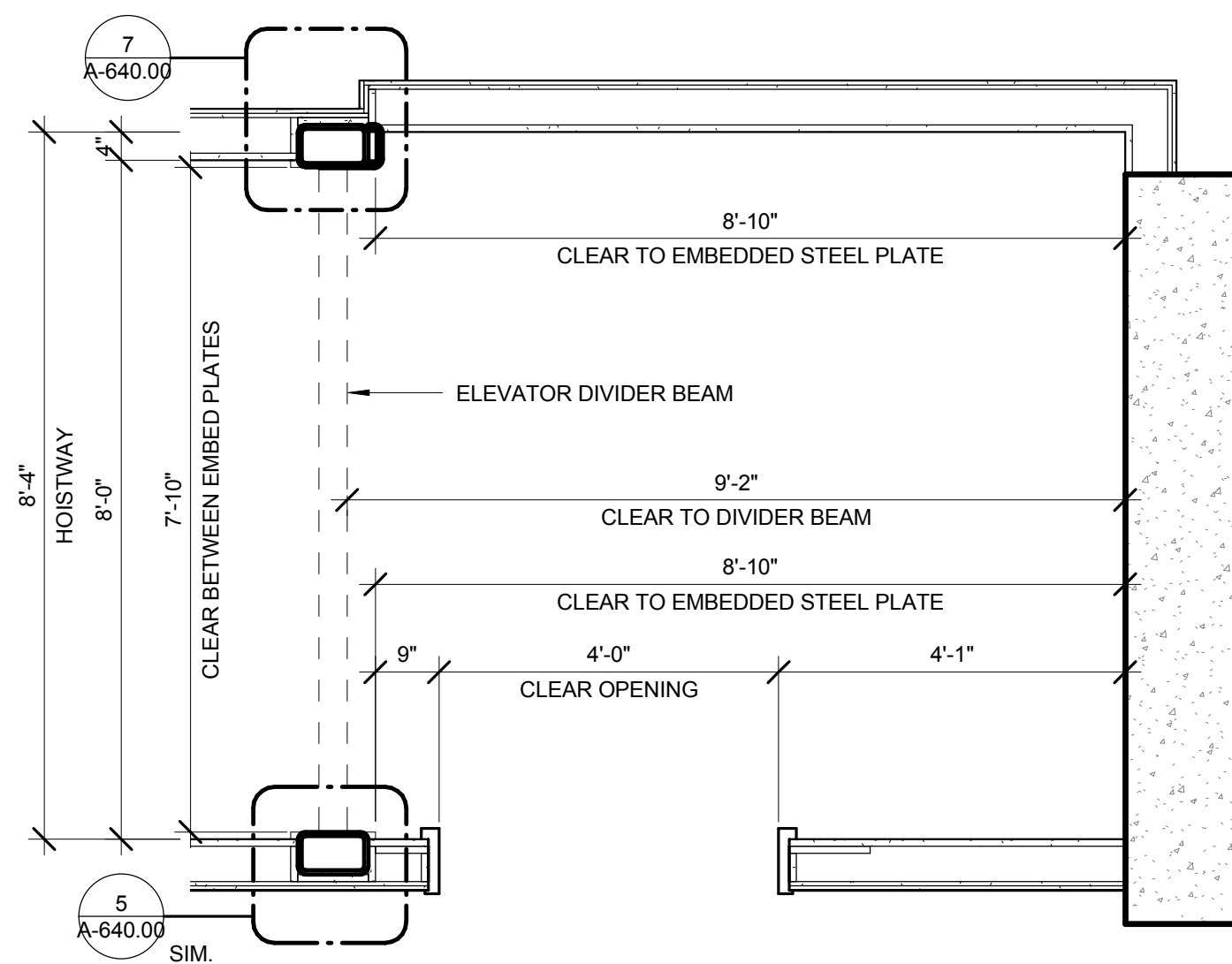
Architect  
Kohn Pedersen Fox Associates PC  
Architects & Planning Consultants  
11 West 42nd Street  
New York, New York 10036  
TEL: 212.977.6500 FAX: 212.956.2526

Structural Engineer  
WSP  
228 East 45th Street, 3rd Floor  
New York, NY 10017  
Tel: 212.687.9888 Fax: 646.487.5501

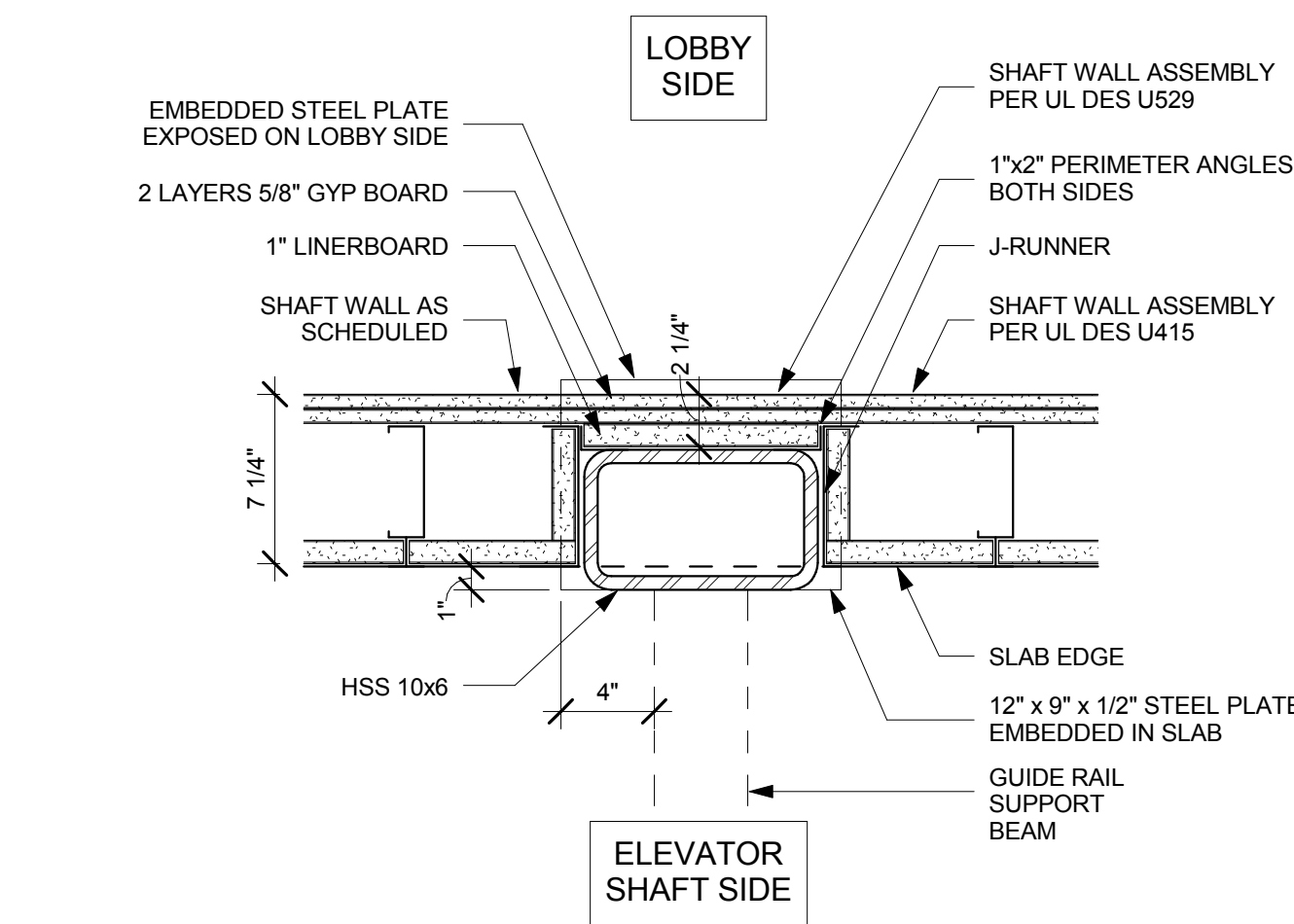
Mechanical, Electrical, Plumbing, Fire Protection  
WSP  
512 Seventh Avenue  
New York, NY 10018  
Tel: 212.532.9600



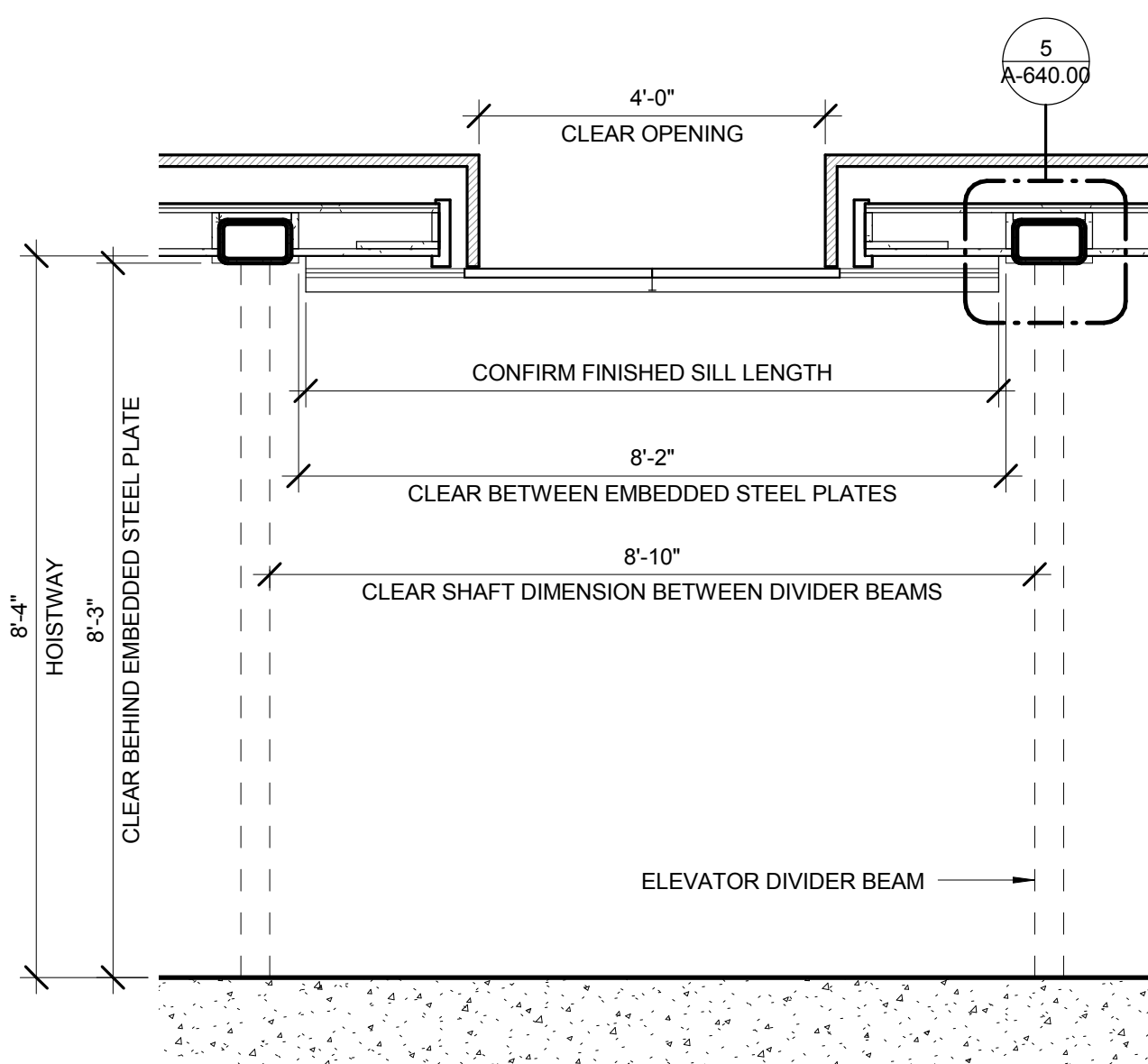
7 ELEV. DIVIDER BEAM SUPPORT POST, S02 @ L09, L10, L51  
SCALE: 1/12" = 1'-0"



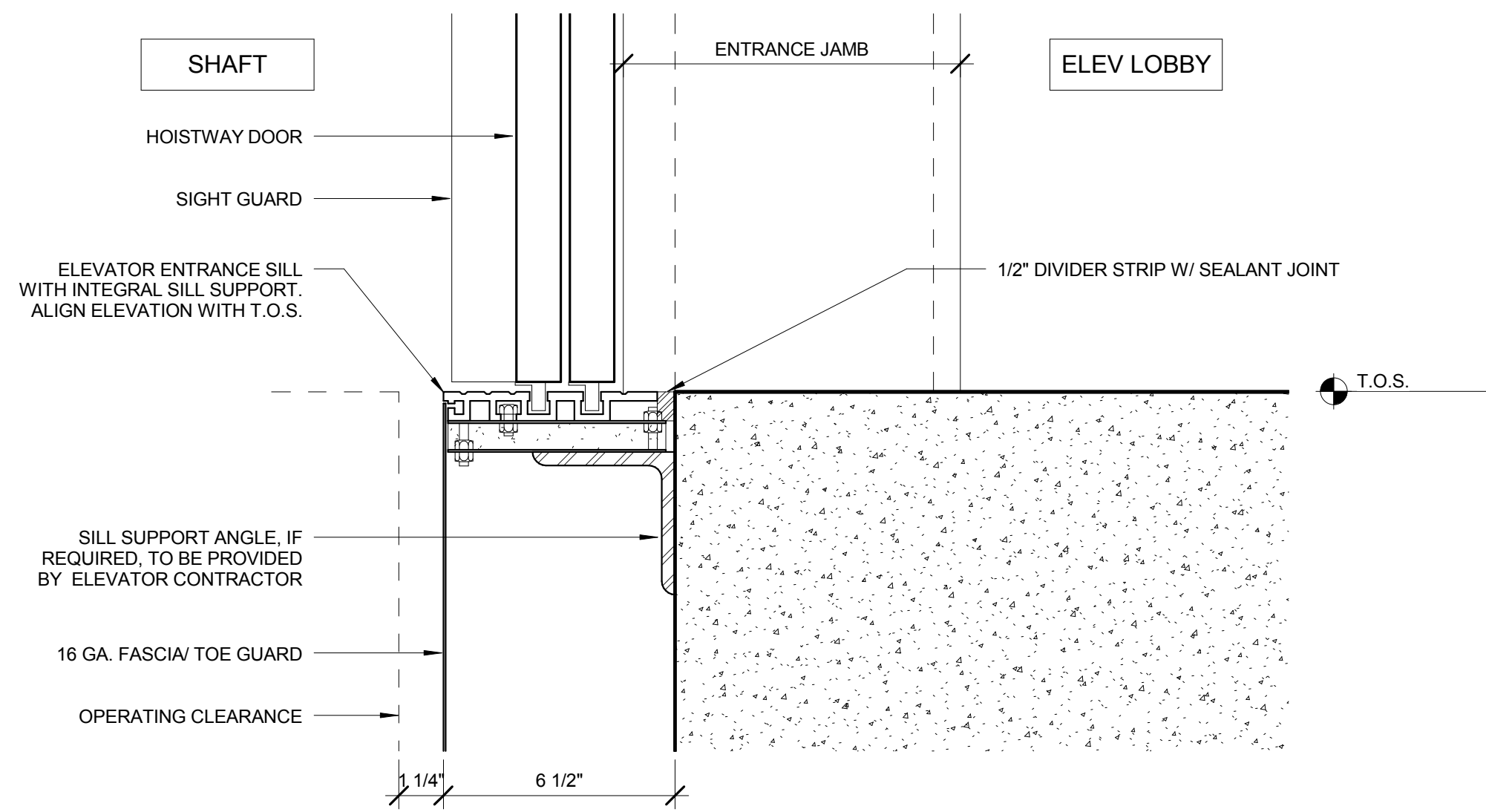
6 S02 HOISTWAY PLAN @ L09, L51  
SCALE: 1/2" = 1'-0"



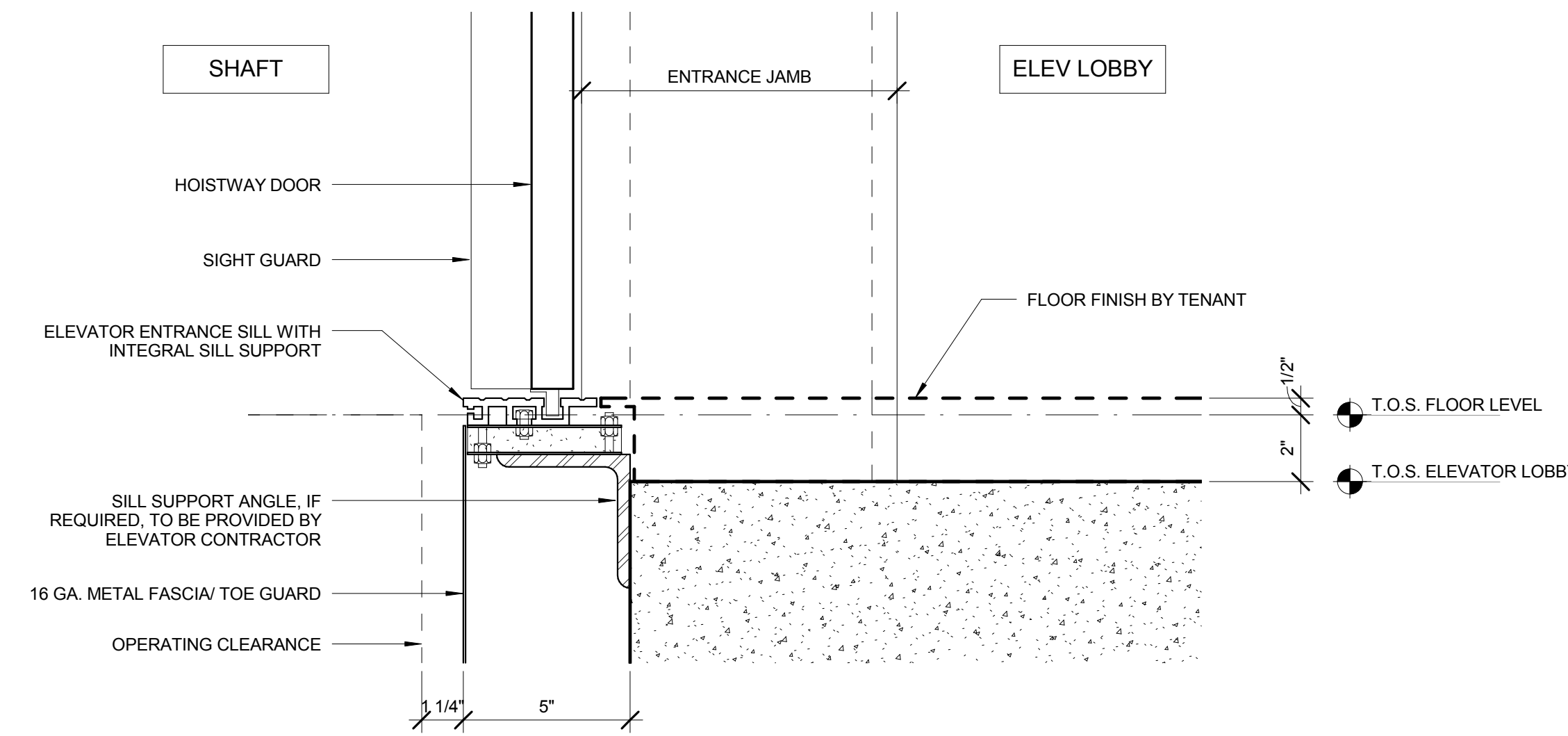
5 ELEV. DIVIDER BEAM SUPPORT POST, TYP.  
SCALE: 1/12" = 1'-0"



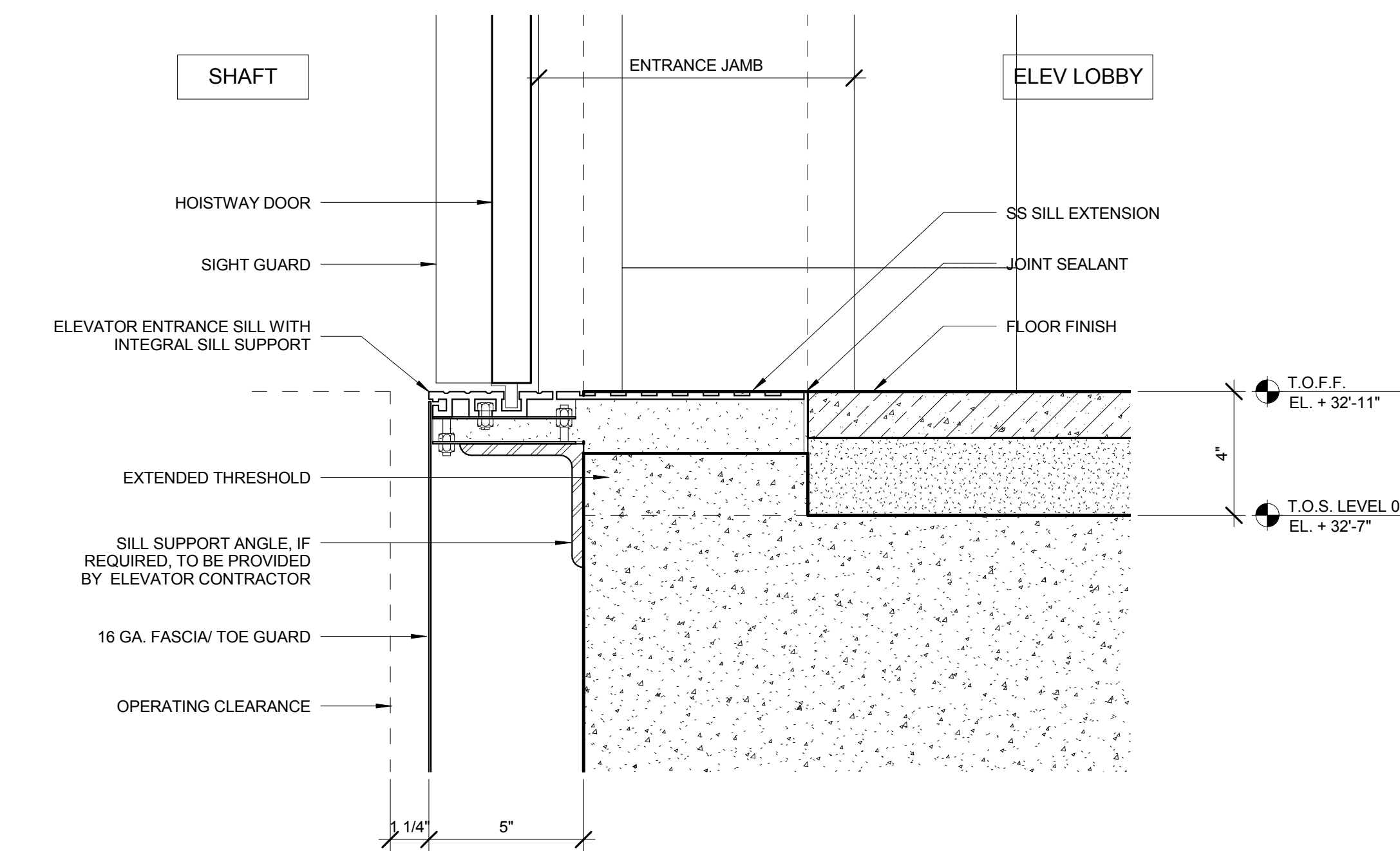
4 TYPICAL CAB HOISTWAY PLAN @ L01  
SCALE: 1/2" = 1'-0"



3 SILL DETAIL - TYPICAL SERVICE ELEVATOR  
SCALE: 3" = 1'-0"



2 SILL DETAIL - TYPICAL LEVEL PASSENGER ELEVATOR  
SCALE: 3" = 1'-0"



1 SILL DETAIL - GROUND LEVEL PASSENGER ELEVATOR  
SCALE: 3" = 1'-0"

No.	Description	Date
1	PLAN APPROVAL AMENDMENT	08/04/2017
2		
3		
4		
5		
6		
7		
8		
9		
10		
11		
12		
13		
14		
15		
16		
17		
18		
19		
20		
21		
22		
23		
24		
25		
26		
27		
28		
29		
30		
31		
32		
33		
34		
35		
36		
37		
38		
39		
40		
41		
42		
43		
44		
45		
46		
47		
48		
49		
50		
51		
52		
53		
54		
55		
56		
57		
58		
59		
60		
61		
62		
63		
64		
65		
66		
67		
68		
69		
70		
71		
72		
73		
74		
75		
76		
77		
78		
79		
80		
81		
82		
83		
84		
85		
86		
87		
88		
89		
90		
91		
92		
93		
94		
95		
96		
97		
98		
99		
100		

Key Plan



Drawn Date: 06/01/15  
Project No:  
Drawn By: John B. Williams  
Sheet Number: A-640.00

Drawing Title  
**ELEVATOR  
HOISTWAY DETAILS**

Drawing Number  
**A-640.00**